

Welcome to Facilitating Engaging Online Discussions Webinar!

First

Reflect on your experience with Classroom Discussions

Second

Relax & take a deep breath. Forget what else is going on, this is your time!

Third

Type in the chat what methods you currently use for online discussions &/or what interested you about this webinar?

Facilitating Online Discussions in Asynchronous & Synchronous Environments



Jim Berger

GA College & State University



Marina Smitherman

Dalton State College

Purpose

Goal

Introduce different strategies and techniques for engaging asynchronous and synchronous discussions

Take-Away

1. Learn steps to make engaging asynchronous discussion questions and develop example prompts;
2. Identify favorite strategies for engaging synchronous discussions, & apply to your courses.

Asynchronous Environments

Why use discussion board questions?

- Provides community
- Mode for learning
- Discussion of confusing ideas
- Patterns of thought
- Assessment of concepts

What is a good question?

- Consider the following:

“Please list three items related to how adults learn.”

Or

“Please identify three items related to how adults learn, describe how you have experienced each of these three items, and pick one that you think was best for your learning process and tell why.”

Steps to designing a good question

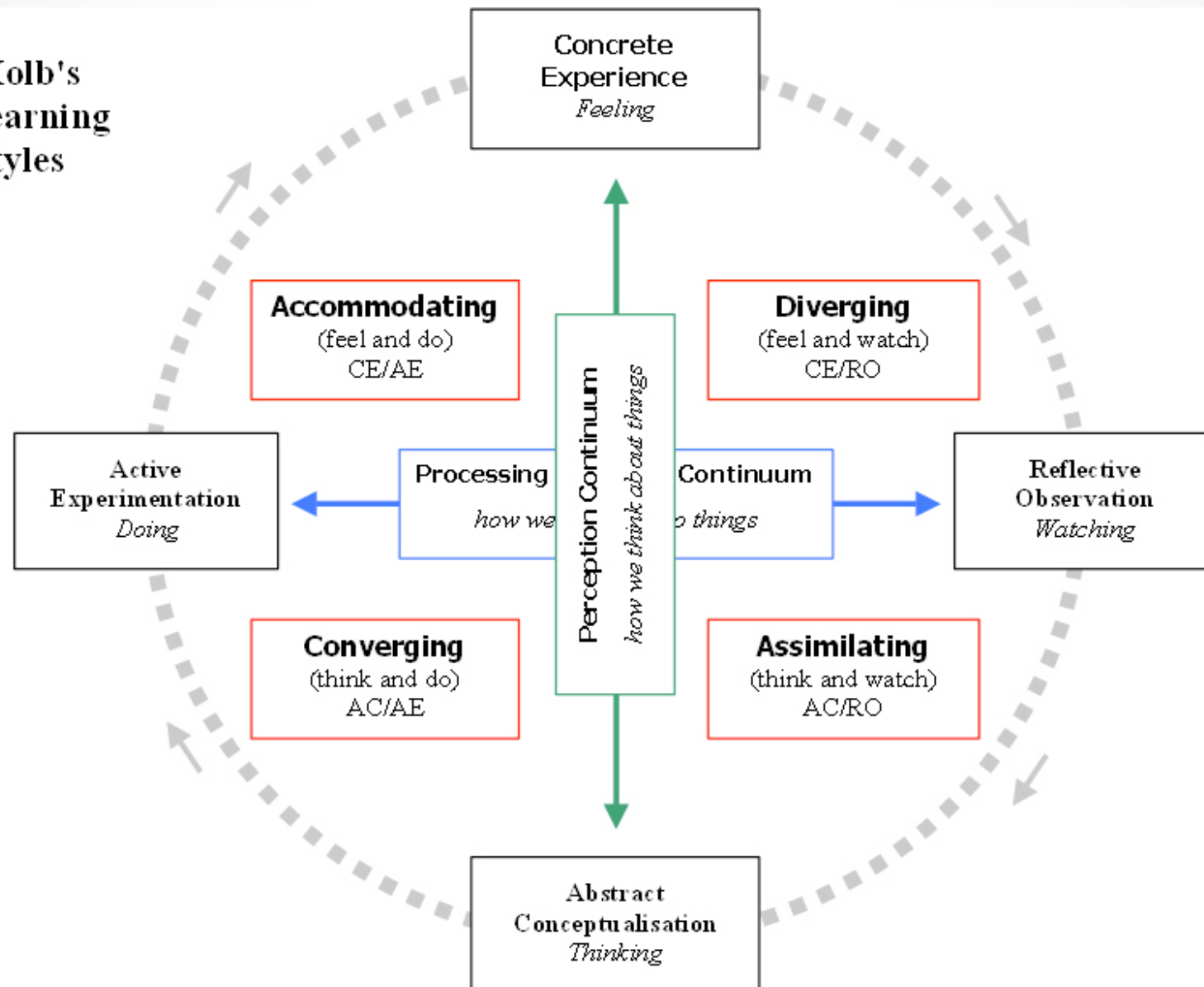
1. Identify what needs to be learned
2. Develop a question that assesses that knowledge
3. Administer the question to small group of students or colleagues (Try it out!)
4. Analyze the results and make modifications
5. Give question to students
6. Analyze the results to determine if material was learned.
7. Make modifications for next time.
8. Repeat

The PEAR Approach

Based on Kolb's Experiential Model

- **Personal** – Having a personal connection,
- **Experience** – related to their lived experience
- **Active** – they must do something (upper levels of Bloom)
- **Reflective** – and think about how it impacted them.

Kolb's learning styles



Activity

Create a question, related to your field, that includes each of the PEAR components.
Share with a partner.

Additional steps . . .

- Connect your question to the reading
 - Ask them to analyze concepts in the reading
 - Make connections between theory or practice & personal lives
 - Ask them to experiment with concept in the reading
 - Have them tell what they would do differently
 - Argue the opposite of a classmate's position
- Respond to a classmate and tell why you agree or disagree.

Helpful Approaches

- Faculty - Have two deadlines; one for responding to the prompt and the second for replying to another students.
- Faculty - Use a rubric
- Provide Model Responses
- Students - When responding to another person's post, be sure to address the following:

Synchronous Environments

Creating Community

Goal: Support students in developing ability to critically reason and communicate using disciplinary language,

- Welcome videos
- Welcome Discussions
- Complete Online Profiles
-



Icebreakers



- Concentric Circles/
- Speed Dating
- Four Corners
- Pinwheel

- <https://symondsresearch.com/icebreakers-for-online-teaching/>

Engaging Students in Synchronous Discussions



Low Prep Methods



Plight of the Brilliant Socratic Q.



shutterstock.com • 1202562076

Think-Pair-Share

How do you usually structure your synchronous online discussions?

What do you or your students struggle with?

Type in the chat or share!




Use Video Clips to Stimulate Discussions

Peninsular Campaign: Napoleon Invades Russia

Popularity: 0

Posted By Catlin Moderator to Example Questions on 01/31/2011

Do you think Napoleon could have won his Peninsular Campaign had he implemented different strategies, used different methods, had more men? If you vote yes, justify your answer with specific details. If you vote no, explain why you think he would have failed regardless of the changes in strategy, fighting methods, and numbers.



Attachments

Peninsular Campaign

A video player interface showing a video titled "French Invasion of Russia". The video content features a map of Europe with a yellow line tracing the path of Napoleon's army from the Pyrenees into Russia. Handwritten text in red and orange is overlaid on the map, including "Napoleon's army" and "Charles Joseph Minard". A large play button is centered over the map. The video player includes a progress bar at the bottom showing 00:00 / 16:39 and the YouTube logo.

Post a Comment

Pro Con

A rich text editor toolbar with various icons for text formatting (bold, italic, underline, text color, background color), list creation, link insertion, and other editing functions. Below the toolbar is a large empty text area for entering a comment.

TQEs-Thoughts, Questions, Epiphanies

1. Students read allocated materials
2. Small Breakout Groups (15-20 minutes)
3. Each group chooses top 2 TQE's and put them in chat/whiteboard (5 minutes)
4. Large Group Discussion of TQEs



Guiding Discussions - Talk Moves

- I agree with what _____ said
because
- I want to add to what _____ said,
I think that.....

•

•

Momentum - Snowball

1. Respond to prompt in Pairs
2. Respond to prompt in Fours
3. Respond to prompt in Eights
4. Large Group Discussion

•

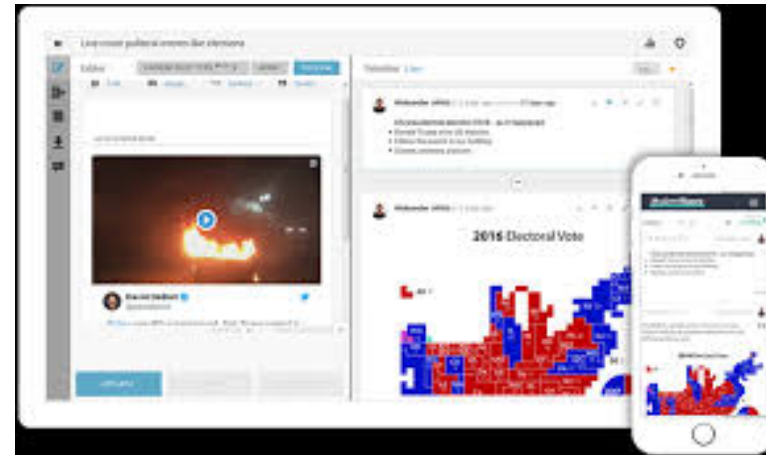
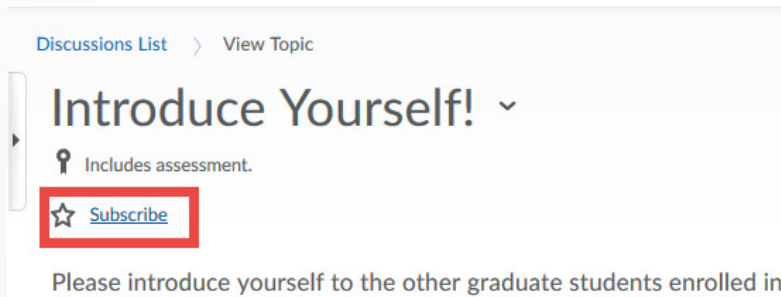


Giving Students the Spotlight


Your five minutes!




Collaborative Note-Taking



Higher Prep Methods



Jigsaw



1. Groups assigned SAME article into SAME breakout group, summarize and discuss it together (Small Expert Group)

Jigsaw



2. Groups assigned **DIFFERENT** articles combined in one breakout to describe their article in turn (Small Group)
3. Large Group Discussion pulls out salient points from all articles.

Introduce Outside Opinions

'Hat' Full of Quotes



Functional Sub-Groups or Fishbowl



Debate or Case Studies



Capturing all Opinions/Back-Channel



Why Mentimeter How Features Pricing

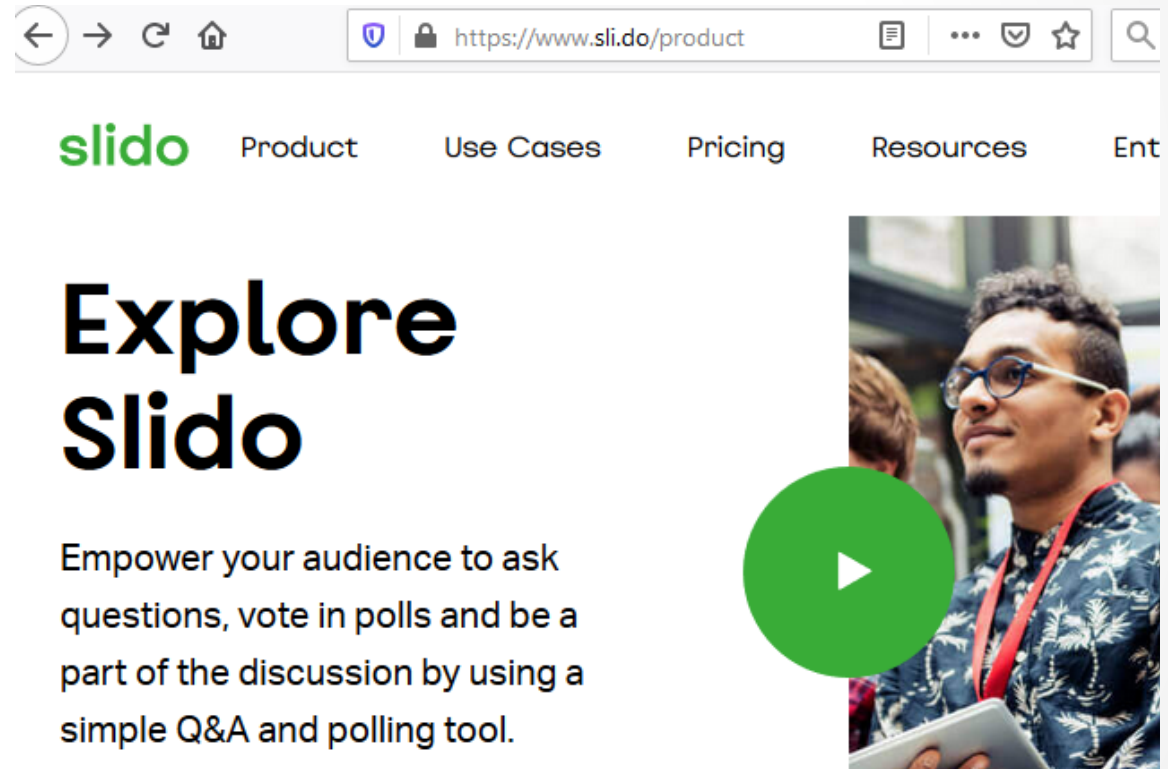
Interactive presentations, workshops and meetings

Mentimeter is an easy-to-use tool that makes facilitators and presenters look like stars. No installations or downloads required - and it's free!

[Get started for free](#) [Watch video](#)



The illustration shows a Kahoot! presentation screen with a purple header and a grid of colored buttons (red, blue, yellow, green). Below the screen are four stylized figures holding up their phones. To the right, a hand holds a smartphone displaying a game board with a red triangle, a blue diamond, a yellow circle, and a green square.




← → ↻ 🏠 <https://www.sli.do/product> 📄 ⋮ 🛡️ ☆ 🔍

slido Product Use Cases Pricing Resources Ent

Explore Slido

Empower your audience to ask questions, vote in polls and be a part of the discussion by using a simple Q&A and polling tool.



The video thumbnail shows a man with glasses and a red lanyard looking at a tablet. A large green play button is overlaid on the image.

World Café/ Cocktail Party



PRINCIPLES FOR HOSTING CONVERSATIONS THAT MATTER



Activity - Reflect and Apply

1. Which of these strategies appeals to you?
2. Pick one and develop it for your Fall Courses
3. Share this idea in your breakout room and come up with 2 TQEs.





Let's Share
our TQEs!

Thank you for
being with us
today.



**THANKS FOR
LISTENING**

ANY QUESTIONS?

NO?

GREAT!