



IPEDS Update

Patrick Harris and Leslie Hodges
Research and Policy Analysis

Spring 2022 RACIRP





Winter 2021-22 IPEDS Collection

- ❖ Student Financial Aid
- ❖ Outcome Measures
- ❖ Graduation Rates
- ❖ Graduation Rates 200
- ❖ Admissions





Wed 10/27/2021 7:53 AM

Patrick Harris

Fall 2021 IPEDS FTF Detail File

To Institutional Research and Planning

Good Morning Colleagues,

I have provided each institution your **Fall 2021 IPEDS FTF** detail file in your RPA MOVEit account (i.e. xxxx_20222_IPEDS_FTF).

As a reminder, last year we added the data fields below to the detail file:

- GENDER_DESCR,
- FT_PT_DESCR,
- AGE_AT_MATRIC_COLLECTED,
- IPEDS_RACE_ETHNICITY_DESCR

Institutions requested gender and enrollment status specifically to assist in your **IPEDS Admission's survey** (that opens Dec. 08) for the Selection Process – A/A/E section (shown below):

Selection Process - A/A/E

2. Provide the number of **first-time, degree/certificate-seeking** undergraduate students who applied, who were admitted, and who enrolled (either full- or part-time) at your institution for Fall 2021. Include **early decision, early action**, and students who began studies during the summer prior to Fall 2021.

Remember that this question applies only to first-time, degree/certificate-seeking undergraduates. Do not include any other students in these totals. Report admitted students who enrolled in the summer **ONLY** IF they remained enrolled into the fall.

Only include levels that you indicated were offered in the IC Header. If you made an error in the IC Header, please remember to fix the error next year.

	Men	Women	Total
Number of <u>applicants</u>	<input type="text"/>	<input type="text"/>	<input type="text"/>
Number of <u>admissions</u>	<input type="text"/>	<input type="text"/>	<input type="text"/>
Number (of admitted) that enrolled <u>full-time</u>	<input type="text"/>	<input type="text"/>	<input type="text"/>
Number (of admitted) that enrolled <u>part-time</u>	<input type="text"/>	<input type="text"/>	<input type="text"/>
Total enrolled full-time and part-time			
Percent of admissions enrolled full-time and part-time			

There is a tab named "pivot" in your detail file. The data is to assist you when you are reporting the headcounts required for the highlighted IPEDS Admissions fields shown above.

	A	B	C	D
1	Count of STUDENT_INST_ID	Column La		
2	Row Labels	Female	Male	Grand Total
3	Full-Time	448	346	794
4	Part-Time	43	28	71
5	Grand Total	491	374	865
6				

< > data **pivot** +



Spring 2021-22 IPEDS Collection



- ❖ Human Resources*
- ❖ Academic Libraries
- ❖ Finance
- ❖ Fall Enrollment

*Leslie's update

Part E-1 - Scholarships and Fellowships

Most recent fiscal year ending before October 2021

Do not report Federal Direct Student Loans (FDSL) anywhere in this section.

Line No.	Scholarships and Fellowships	Current year amount
01	<u>Pell grants</u> (federal)	<input type="text"/>
02	<u>Other federal grants</u> (Do NOT include FDSL amounts)	<input type="text"/>
03	<u>Grants by state government</u>	<input type="text"/>
04	<u>Grants by local government</u>	<input type="text"/>
05	<u>Institutional grants from restricted resources</u>	<input type="text"/>
06	<u>Institutional grants from unrestricted resources</u> CV=[E07-(E01+...+E05)]	
07	Total revenue that funds scholarships and fellowships	<input type="text"/>
<u>Discounts and Allowances</u>		
08	<u>Discounts and allowances</u> applied to <u>tuition and fees</u>	<input type="text"/>
09	<u>Discounts and allowances</u> applied to sales and services of <u>auxiliary enterprises</u>	<input type="text"/>
10	Total discounts and allowances CV=(E08+E09)	
11	Net scholarships and fellowships expenses after deducting discounts and allowances CV= (E07-E10) This amount will be carried forward to C10 of the expense section.	

Part E-2 - Sources of Discounts and Allowances

Most recent fiscal year ending before October 2021							
Line No.	Source of Discounts and Allowances	Amount of Source Applied to:					
		Tuition and fees discounts allowances		Auxiliary enterprises discounts allowances		Total discounts allowances	
		Current year amount	Prior year amount	Current year amount	Prior year amount	Current year amount	Prior year amount
12	Pell grants (federal)	<input type="text"/>		<input type="text"/>			
13	Other federal grants (Do NOT include FDSL amounts)	<input type="text"/>		<input type="text"/>			
14	Grants by state government	<input type="text"/>		<input type="text"/>			
15	Grants by local government	<input type="text"/>		<input type="text"/>			
16	Endowments and gifts	<input type="text"/>		<input type="text"/>			
17	Other institutional sources CV=[E18-(E12+E13+ ... +E16)]						
18	Total (from Part E1 line 8, 9 and 10)						

Part B - Revenues by Source (2)

Most recent fiscal year ending before October 2021		
Line No.	Source of funds	Current year amount
<u>Nongoperating Revenues</u>		
10	Federal <u>appropriations</u>	<input type="text"/>
11	State <u>appropriations</u>	<input type="text"/>
12	<u>Local appropriations, education district taxes, and similar support</u>	<input type="text"/>
Grants-nonoperating		
13	Federal nonoperating grants Do NOT include Federal Direct Student Loans	<input type="text"/>
14	State nonoperating grants	<input type="text"/>
15	Local government nonoperating grants	<input type="text"/>
16	<u>Gifts, including contributions from affiliated organizations</u>	<input type="text"/>
17	<u>Investment income</u>	<input type="text"/>
18	Other nonoperating revenues CV=[B19-(B10+...+B17)]	
19	Total nonoperating revenues	<input type="text"/>
27	Total operating and nonoperating revenues CV=[B19+B09]	
28	<u>12-month Student FTE from E12</u>	
29	Total operating and nonoperating revenues per student FTE CV=[B27/B28]	



Spring 2021-22 IPEDS Collection



- ❖ Human Resources*
- ❖ Academic Libraries
- ❖ Finance
- ❖ Fall Enrollment

*Leslie's update

Part A - Fall Enrollment by Distance Education Status

Academic reporters report enrollment as of the institution's official fall reporting date or as of October 15, 2021.

Program reporters report students enrolled at any time between August 1 and October 31, 2021.

	Undergraduate Students		Graduate Students
	Degree/certificate-seeking	Non-degree/non-certificate-seeking	
① Enrolled <i>exclusively</i> in <u>distance education courses</u>	<input type="text"/>	<input type="text"/>	<input type="text"/>
Enrolled in <i>at least one</i> but not all distance education courses	<input type="text"/>	<input type="text"/>	<input type="text"/>
<i>Not enrolled</i> in any distance education courses			
Total (from prior part A screens)			

🗨️ You may use the box below to provide additional context for the data you have reported above. Context notes will be posted on the College Navigator website. Therefore, you should write all context notes using proper grammar (e.g., complete sentences with punctuation) and common language that can be easily understood by students and parents (e.g., spell out acronyms).

Part A - Fall Enrollment by Distance Education Status

Of those students *exclusively* enrolled in distance education courses, report the number that are:

	Undergraduate Students		Graduate Students
	Degree/certificate-seeking	Non-degree/non-certificate-seeking	
Located in the same state/jurisdiction as the institution	<input type="text"/>	<input type="text"/>	<input type="text"/>
Located in the U.S. but not in the same state/jurisdiction as the institution	<input type="text"/>	<input type="text"/>	<input type="text"/>
Located in the U.S. but state/jurisdiction unknown	<input type="text"/>	<input type="text"/>	<input type="text"/>
Located outside the U.S.	<input type="text"/>	<input type="text"/>	<input type="text"/>
Location unknown/unreported			
Total students exclusively enrolled in distance education (from section above)			



Fall 2022-23 IPEDS Collection


- ❖ Proposed 2022-23 and 2024-25 changes

<https://www.regulations.gov/document/ED-2022-SCC-0026-0003>

- ❖ 2022-23 changes will be posted here:

<https://surveys.nces.ed.gov/ipeds/public/changes-to-the-current-year>

- ❖ RPA will review updates and communicate procedural changes



\$ HEERF \$



Total USG HEERF \$ reported in 2021-22 SFA ?

- A. \$53,000,000
- B. \$84,000,000
- C. \$102,000,000

\$ HEERF \$



- ❖ Looking back
- ❖ Looking forward
 - ❖ Student Financial Aid Survey again next year
 - ❖ Supplemental Support under ARP (HEERF III, SSARP)
<https://www2.ed.gov/about/offices/list/ope/ssarp.html>
- ❖ Different approach?

Housekeeping

- ❖ Manual changes to your IPEDS data
 - ❖ Document and email us
- ❖ NCES Post Submission Review Edits
- ❖ Update Net Price Calculator



Exclusions

Glossary Results

Term	Definition	Related Terms
Exclusions	Those students who may be removed (deleted) from a cohort (or subcohort). For the Graduation Rates , Outcome Measures , and Fall Enrollment retention rate reporting, students may be removed from a cohort if they left the institution for one of the following reasons: death or total and permanent disability; service in the armed forces (including those called to active duty); service with a foreign aid service of the federal government, such as the Peace Corps; or service on official church missions.	Student Right-to-Know Act
















HRDM



HRDM 2021 Recap

- ❖ Updated website and updated HR Resource documents

ARCHIVED HRDM GUIDANCE DOCUMENTS

Year	Presentation	IPEDS	Digest	Changes
2020	<ul style="list-style-type: none">• 2020 HRDM Data Validations Presentation 	<ul style="list-style-type: none">• 2020 IPEDS Data Validation Schedule • 2020 IPEDS HRDM Survey Report Definitions • 2020 Cognos User Guide • 2020 SOC BCAT Crosswalk • 2020 How to handle Requires Review 	<ul style="list-style-type: none">• 2020 Digest HR Data Validations Schedule • 2020 HRDM Digest Reports and Definitions • USG Faculty Definitions 	<ul style="list-style-type: none">• Citizenship Change • MCOP Change • CIP Change • Funding and Effort Change • Unknown Gender • Contract Length Change 

HRDM 2021 Recap

Cognos upgrade

IPEDS HR Home Tabs

IPEDS HR Surveys for Current Year | IPEDS HR Surveys for Previous Years

IPEDS HR Survey Reports for: 2020-21

First, select an Institution. Next, click on a report link below to view results.

Institution: (All)

For Help: [HRDM Data and IPEDS HR Guidance Documents](#)

Staff DG FT 15 or more

[FT IS/Tenure/Rank](#)

- [A1 - FT Instructional, Rank and Tenure - Tenured](#)
- [A1 - FT Instructional Rank and Tenure - On Tenure Track](#)
- [A1 - FT Instructional Rank and Tenure - Multi-Year Contract](#)
- [A1 - FT Instructional Rank and Tenure - Annual Contract](#)
- [A1 - FT Instructional Rank and Tenure - Less-Than-Annual Contract](#)
- [A1 - FT Instructional Rank and Tenure - Indefinite duration contract](#)
- [A1 - FT Instructional Without Faculty Status](#)
- [A2 - FT Instructional_Function](#)
- [A3 - FT Instructional Totals](#)

FT by primary function

- [B1 - FT Non-instructional, Occupation - 1](#)
- [B1 - FT Non-instructional, Occupation - 2](#) [B1 - FT Non-instructional All](#)
- [B1 - FT Non-instructional, Occupation - 3](#)
- [B1 - FT Non-instructional, Occupation - 4](#)
- [B2 - FT Non-instructional, Occupation and Tenure - 1](#)
- [B2 - FT Non-instructional, Medical School Status - 2](#)

FT by primary function

- [C - FT Summary Non-medical school staff](#) (reference only - IPEDS generated)
- [C - FT Summary Medical school staff](#) (reference only - IPEDS generated)

Salaries

- [G1 - Salaries Worksheet](#)
- [G2 - Salary Outlays, Instructional Staff](#)
- [G3 - Calculated by IPEDS](#)
- [G4 - Salary Outlays, Non-Instructional Staff](#)

Staff DG PT 15 or more

PT by primary function

- [D - PT Staff, Occupation - 1](#)
- [D - PT Staff, Occupation - 2](#) [D - PT Staff All](#)
- [D - PT Staff, Occupation - 3](#)
- [D - PT Staff, Occupation - 4](#)
- [D - Graduate Assistants](#)
- [E - PT Staff, Occupation and Tenure - 1](#)
- [E - PT Staff, Medical School Status - 2](#)

PT Summary

- [F - PT summary Non-medical school staff](#) (reference only - IPEDS generated)
- [F - PT summary Medical school staff](#) (reference only - IPEDS generated)

Staff DG New Hires

- [H - New Hires Instructional, Tenure](#)
- [H - New Hires, Occupation - 1](#)
- [H - New Hires, Occupation - 2](#) [H - New Hires All](#)
- [H - New Hires, Occupation - 3](#)

Detail files

- [HR Detail](#)
- [IPEDS HR Detail](#)

Requires Review: [71](#)
*Review Parts B, D, E, G and H

Gender Unknown: [338](#)

DG = Degree Granting
FT / PT = Full-Time / Part-Time
IS = Instructional Staff

HRDM 2021 Recap




2021 data are still under review for some schools.

Thank you to those that promptly addressed their requires review issues or reached out to communicate/request help

HRDM 2022 Looking Ahead

- ❖ Guidance documents: updates to clarify
- ❖ HR DED update project in progress: first batch of updates will begin implementation the end of March
- ❖ Help desk tickets for changes to the HRDM listserv or Cognos access





Patrick Harris

Patrick.Harris@usg.edu

404.962.3090

Leslie Hodges

Leslie.Hodges@usg.edu

Questions?

