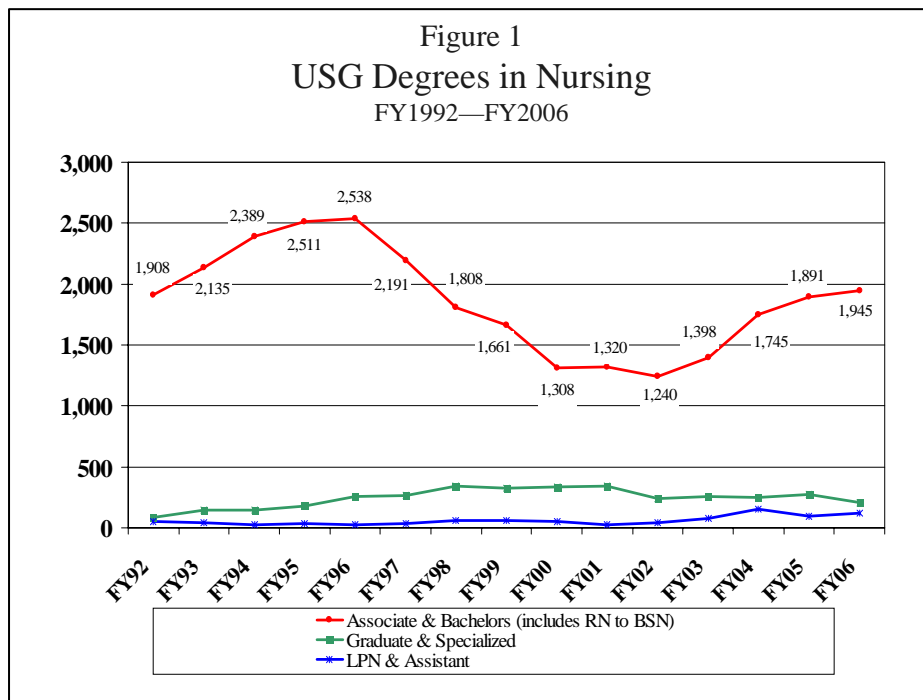




The Production of New Nurses by University System of Georgia Institutions

Introduction

The University System of Georgia (USG) plays a critical role in the education pipeline that results in a quality healthcare workforce for Georgia. Nursing enrollment has tended to respond more quickly to changes in labor market demand than other majors, and historically the supply of graduates has often exceeded demand. However, over the last decade fewer students have graduated with nursing degrees in Georgia and in the nation than in the past. The number of students graduating with associate or bachelor's degrees in nursing peaked in FY1996 at 2,538; between FY1996 and FY2002 there was a 51 percent decline. The numbers increased gradually between FY2002 and FY2006, but in FY2006 there were 23 percent fewer nursing degrees produced than in FY1996.¹ (See Figure 1 and Appendix 1, which shows the numbers of degrees conferred by nursing discipline for the System as a whole.)



¹ In Figure 1, the number of students graduating with a BSN includes both pre-licensure nursing graduates and RN to BSN completion graduates who already have a nursing license. Although we know that the numbers of RN to BSN graduates are a small proportion of BSN graduates, we do not currently collect sufficient USG data to track these numbers. The USG Nursing Education Task Force Survey (January 2007) found that there were 209 RN to BSN graduates in FY2006; thus the number of pre-licensure graduates was 1,726.

The reasons for the general decrease in the number of nursing degrees are complex, encompassing the lack of sufficient institutional nursing resources in faculty and facilities, a shortage of clinical training sites, and the individual decisions of students. In addition, nursing faculty are retiring at higher rates and are older as a population than general faculty. Institutions are challenged to hire replacement faculty from a shrinking pool, and they often cannot compete with the private sector in providing competitive salaries.

In addition to the decrease in the supply of new nurses, there are high levels of attrition from the nursing profession. A recent report by the USG Task Force on Health Professions Education (June 2006) found that, because of population growth, insufficient supply, and attrition, almost 20,000 additional registered nurses (RNs) would be needed in Georgia by 2012. If all Georgia institutions continue to produce RNs at the current rate, there would be a shortfall of around 8,000 nurses in 2012.

This paper provides baseline data on nursing programs in the USG, the number of degrees conferred in nursing, pass rates on the National Council Licensure Examination for Registered Nurses (NCLEX), and the number of new nurses produced by USG institutions.

Registered Nurse Degree Programs in Georgia and Licensure

Only associate of science in nursing (ASN, sometimes called an “AD” program) and bachelor of science in nursing (Bachelor of Science in Nursing--BSN) degree programs lead to licensure as an RN; RN to BSN programs, also called “completion degrees,” do not produce new nurses.² In Georgia, nursing education for students who want to become registered nurses is offered by 25 USG institutions, as well as seven private and five DTAE institutions.³ The Board of Regents (BOR) must approve the creation of nursing programs at USG institutions. However, to be an accredited nursing program, the Secretary of State's office, through the Georgia Board of Nursing (BON), must approve the program. The BON regulates nursing program review and continued approval, the licensure of RNs, and renewal of nursing licenses.⁴ The eight Georgia Board of Nursing members are appointed by the Governor to create the rules and regulations that govern the education of nurses and set the minimum qualifications for licensure of nurses, as well as perform other functions such as the governance of nursing practice.

The National Council Licensure Examination for Registered Nurses (NCLEX-RN) exam serves two important functions. First, the Board of Nursing reviews nursing programs each year and approves their ongoing status, in part through review of the pass rates on the NCLEX-RN exam.

²In FY2006, there were 81 Master of Science in Nursing (MSN) degrees conferred by USG institutions. In addition, the Medical College of Georgia offers the Master of Science in Nursing, Clinical Nurse Leader, program which is designed to produce pre-licensure nurses.

³ Private colleges offering RN programs in Georgia are Brenau University, Emory University, Georgia Baptist College of Nursing of Mercer University, LaGrange College, Piedmont College, and Thomas University (RN to BSN). DTAE institutions offering RN programs are Athens Technical College, Columbus Technical College, Northwestern Technical College, Southwest Georgia Technical College, and West Central Technical College. DTAE also offers Licensed Practical Nursing training, not discussed in this paper. For the full list of programs, see the Georgia Board of Nursing at <http://www.sos.state.ga.us/acrobat/ExamBoards/RN/schools.pdf>.

⁴ For more information, review publications by the Georgia Board of Nursing at <http://www.sos.state.ga.us/plb/rn/>.

The Georgia BON has defined acceptable institutional performance on NCLEX as a pass rate of 80 percent of first-time test takers in any calendar year.⁵ The Board of Nursing may close programs that fall below this rate for several years. (See Appendix 2 for the most recent listing of the Board of Nursing's approved nursing programs at USG institutions.) Second, to practice as a nurse in Georgia, a student must pass the NCLEX-RN exam after completing an approved nursing program. The National Council of State Boards of Nursing (NCSBN) develops the NCLEX test and scores it.⁶ The NCSBN sets the passing standard for individual student test-takers, and the same passing standard is used for all test-takers in the United States.⁷

Number and Percent Passing NCLEX

NCLEX pass rates are used as an accountability indicator of the System's effectiveness in various reports, including those used by the Governor's Office of Planning and Budget. For these reasons, it is important to review trends in the pass rates of USG students on the NCLEX exams. Figure 2 shows the NCLEX pass rates for USG institutions from 1994 to 2006. Institutional pass rates on NCLEX are presented in Appendix 3.⁸ The NCLEX pass rate for the 2006 graduates of 90.1 is the highest rate since 1995.

Although the NCLEX pass rate is often used as an indicator of program quality, it is impacted by other factors as well. For example, it likely reflects the academic preparation of students prior to admission into a nursing program, as well as varying institutional practices that require students to score at a high level on exit exams in order to graduate. Thus, NCLEX scores should be used as an indicator of program quality only in the context of other indicators, such as enrollment, attrition rates, and graduation rates.

Because a student must graduate from an accredited program before sitting for the NCLEX exam, and because passing the NCLEX is required for licensure, the number of students passing the NCLEX exam is a better indicator of the supply of new nurses than the number of degrees conferred. Figure 3 shows how pass rates translate into the number of new nurses each year, comparing the number of candidates for the NCLEX exam and the number of students who passed the exam on the first try. (Appendix 4 provides the number of first-time NCLEX candidates from 1994 through 2006; Appendix 5 provides the number of students who passed NCLEX over the same period. Although some students will pass the NCLEX on the second or

⁵ See *Administrative Rules and Regulations of the State of Georgia*; Section 410-3-.08; Performance of Graduates, Amended; <http://www.sos.state.ga.us/acrobat/PLB/Rules/chapt410.pdf>.

⁶ The website for the National Council is <http://www.ncsbn.org/>.

⁷ The NCLEX exam is a Computer Adaptive Test. The passing standard is -0.21 logits, arrived at by administering between 75 and 265 questions, including 15 pre-test questions. After approximately 60 questions have been answered, the CAT begins to make a determination of pass/fail status. The pass/fail decision is made when there is 95 percent certainty that the true ability is either above or below the passing standard. The standards are evaluated every three years and are adjusted as needed. In 2004, the standard was raised from -0.35 to -0.28 logits, and in 2007 (April) the standard was changed to -0.21 logits, representing a slightly more difficult standard. Thus, pass rates may not be exactly comparable over time. See the NCSBN site for more information on the passing standard at https://www.ncsbn.org/05_14_07_nclex_passing_fact.pdf.

⁸ Pass rates are calculated for a calendar year, and degrees conferred are generally reported for a fiscal year.

Figure 2
 USG NCLEX Pass Rates
 First-Time Nursing Candidates, 1994 to 2006

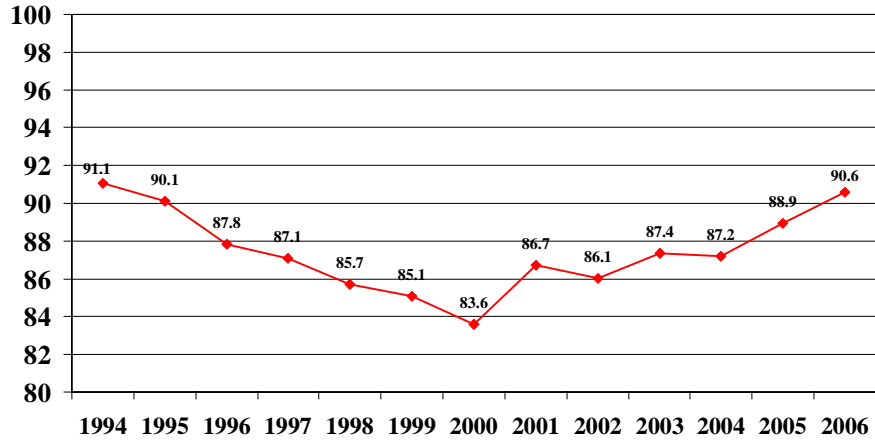
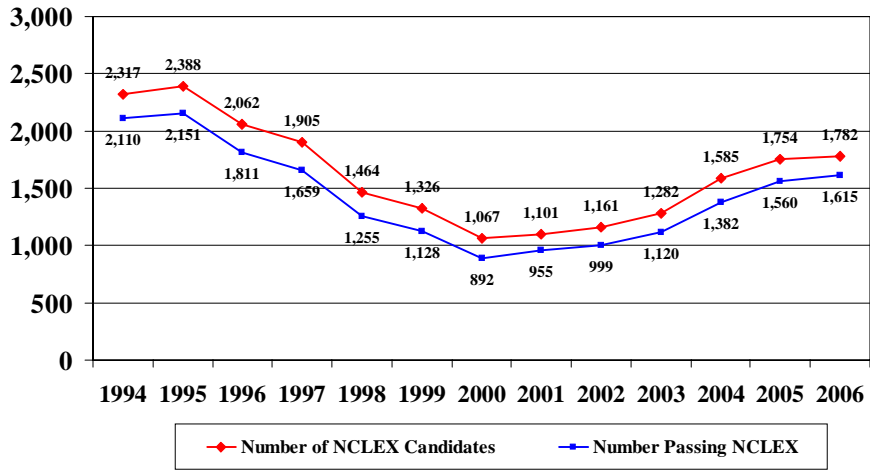


Figure 3
 Number of USG First-Time Candidates for NCLEX and
 Number Passing NCLEX



subsequent tries, and each year a much smaller number of nurses may be added from previous years' cohorts, the first-time pass rates are a fair representation of supply to the labor market.⁹ The number of USG students passing NCLEX peaked in 1995 at 2,151 and declined from that point until 2000 when 892 new nurses were prepared by USG institutions. From 2000 until 2006, the number of new nurses has increased each year, but the number is still 25 percent below the 1995 level. The number of new nurses prepared by USG institutions in calendar year 2006 increased by 3.5 percent over the 2005 number, to 1,615.

The number of USG students sitting for the first time for the NCLEX exam increased between 2005 and 2006 by only 28 students (1.6 percent), while the number of first-time test takers passing NCLEX increased by 55 (3.5 percent) between 2005 and 2006.

The USG institutions that produce the largest numbers of new nurses are Medical College of Georgia, Kennesaw State University, Darton College, and Abraham Baldwin Agricultural College, each producing over 100 new nurses in 2006. Of these four institutions, Medical College and Kennesaw State offer BSN degrees, and Abraham Baldwin and Darton offer ASN degrees.

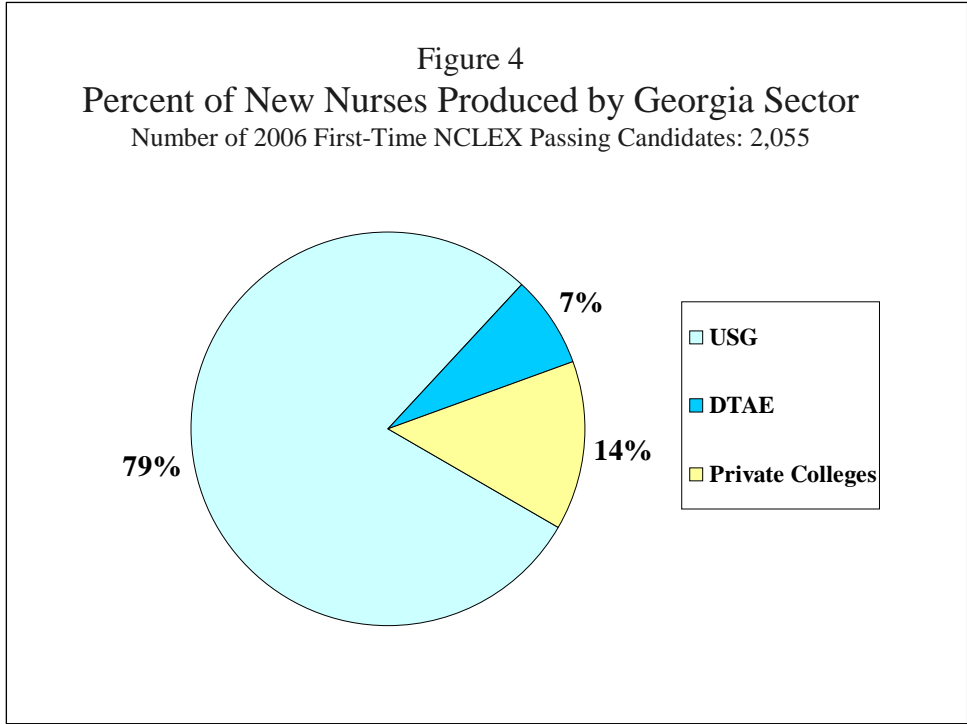
In 2006, System institutions prepared slightly more new nurses through the ASN degree (809) than BSN degree (806). However, the trends have shifted fairly dramatically since 1995. In 1995, the ratio of USG BSN to ASN new nurses was 36.6; in 2006, it is 99.6. There are both many fewer ASN degrees and more BSN degrees in 2006 than in 1995.

The number and percent of first-time USG NCLEX candidates who failed on the first try are presented in Appendix 6. The number not passing NCLEX on the first try ranges from 251 in 1996, the year following the largest class of nurses produced, to 146 in 2001, the year following the smallest class of nurses produced. Also presented in Appendix 6 is the percentage "loss" of new nurses produced, ranging from 9 percent in 1994 to 16 percent in 2000, the year the smallest number of nurses was produced.

The Role of USG Institutions in Producing Nurses for Georgia

University System institutions supply 79 percent of the new nurses educated in Georgia, compared to 84 percent in 2005. (See Figure 4 for 2006 percentages.) DTAE institutions supply 7 percent of the new nurses, and private colleges supply 14 percent. Since 2005, USG institutions have not increased their supply of new nurses at the same rate as other sectors. Compared to the USG's increase of 3.4 percent in new nurses in 2006, private colleges increased nursing supply by 46.9 percent, and DTAE increased supply by 26.7 percent over the same period.

⁹ In 2006, the national pass rate for repeat test-takers was 54.2 percent. Comparable information is not available for Georgia or USG institutions. See the National Council of State Boards of Nursing, Testing Services, NCLEX Psychometrics at https://www.ncsbn.org/pdfs/Table_of_Pass_Rates_2006.pdf; accessed June 18, 2007. The USG Task Force on Nursing Education has recommended that the USG use the NCLEX pass rate at six months following graduation, regardless of the number of times that the test has been taken, for accountability purposes. There is survey and anecdotal information showing that the pass rate continues to increase.



The National Context

Georgia produced 2.1 percent of the new RNs in the U.S. in 2006, a percentage less than the proportion represented by Georgia of the national population (3.1 percent, based on the 2006 population estimate). Although Georgia is the ninth largest state, it ranks 19th among states in the production of new nurses. (See Appendix 7 for the number of nurses produced by each state.) Georgia’s overall pass rate of 90.3 percent exceeded the national pass rate of 88.1 percent, and it placed Georgia 8th among the states and the District of Columbia in the overall state pass rate. The highest state pass rate in the nation was Oregon’s at 92.5 percent.

Table 1 below provides two types of comparisons among the 15 largest states:

1. a comparison of population rank and the rank of the number of new nurses, and
2. a comparison of the rank of the number of new nurses relative to the rank of the NCLEX pass rate.

Table 1 shows that, among the largest 15 states, Georgia, New Jersey, and Washington produce far fewer nurses relative to their population size.

State	Rank (1 Largest or Highest)			Percent Passing
	Population	# Newly Licensed Nurses	NCLEX Pass Rate	
California	1	2	29	87.8
Texas	2	3	5	91.0
New York	3	1	42	85.7
Florida	4	5	44	85.5
Illinois	5	7	14	89.2
Pennsylvania	6	4	36	87.1
Ohio	7	6	7	90.8
Michigan	8	8	20	88.9
Georgia	9	19	8	90.3
New Jersey	10	18	10	90.8
North Carolina	11	9	6	90.2
Virginia	12	10	49	84.1
Massachusetts	13	15	30	87.7
Washington	14	22	3	91.6
Indiana	15	13	28	88.0
Nation	--	--	--	88.1

Texas and Ohio have the ideal balance in producing large numbers of nurses relative to their population size (given that all states are under-producing nurses) and in having high NCLEX pass rates. However, other large states appear to accept greater “loss” (the percent not passing the NCLEX) in preparing larger numbers of nurses. In California, New York, and Florida, for example, the number of new nurses produced is large, and comparable to the state’s share of population, but the rank of the pass rate is relatively low. It is not known if this is due to a deliberate policy decision to admit larger numbers of students to nursing programs that may not be as likely to succeed. Nor is it known what the cost of the loss to the state is. The end result of the process in those states is a larger number of nurses.

It is clear, though, that tracking the number of qualified nurses produced (defined as those who pass the NCLEX) is more important than the NCLEX pass rate in monitoring the health care worker supply in Georgia. It is recommended that future USG accountability reports focus on both the number of qualified newly licensed nurses produced as well as the NCLEX pass rates.

For more information, contact
Cathie Mayes Hudson, Ph.D.
Associate Vice Chancellor for Strategic Research and Analysis
Board of Regents of the University System of Georgia
270 Washington St., SW
Atlanta, Georgia 30334
Cathie.Mayes.Hudson@usg.edu

Appendix 1
University System of Georgia
Degrees and Certificates Conferred in Nursing and Nursing Disciplines, FY2002 -- FY2006

Nursing Degree Programs	FY92	FY93	FY94	FY95	FY96	FY97	FY98	FY99	FY00	FY01	FY02	FY03	FY04	FY05	FY06
Nursing Degree Programs (includes completion RN to BSN Degrees)															
Associate and Career Associate (RN)	1,348	1,527	1,618	1,701	1,759	1,348	1,045	795	649	595	540	654	832	956	878
Bachelors (RN and RN to BSN Completion)	560	608	771	810	779	843	763	866	659	725	700	744	913	935	1,067
<i>Subtotal</i>	<i>1,908</i>	<i>2,135</i>	<i>2,389</i>	<i>2,511</i>	<i>2,538</i>	<i>2,191</i>	<i>1,808</i>	<i>1,661</i>	<i>1,308</i>	<i>1,320</i>	<i>1,240</i>	<i>1,398</i>	<i>1,745</i>	<i>1,891</i>	<i>1,945</i>
Master's (MSN)	73	61	65	94	147	128	158	121	116	116	88	73	89	84	81
Doctorate	11	7	7	5	7	4	9	7	8	10	6	0	3	4	4
<i>Subtotal Graduate Registered Nurse Programs</i>	<i>84</i>	<i>68</i>	<i>72</i>	<i>99</i>	<i>154</i>	<i>132</i>	<i>167</i>	<i>128</i>	<i>124</i>	<i>126</i>	<i>94</i>	<i>73</i>	<i>92</i>	<i>88</i>	<i>85</i>
Total--Registered Nurse Programs	1,992	2,203	2,461	2,610	2,692	2,323	1,975	1,789	1,432	1,446	1,334	1,471	1,837	1,979	2,030
Post-RN Programs															
Nursing Administration--Bachelors	0	26	36	34	60	49	101	110	91	53	65	66	58	73	0*
Nursing Administration--Master's	0	0	0	0	0	0	0	0	0	0	1	1	4	10	9
Nurse Anesthetist--Master's	0	0	0	0	0	0	6	8	7	9	12	8	10	13	14
Nursing, Family Practice--Master's	0	0	0	0	7	40	56	68	70	74	61	67	82	66	72
Nursing, Pediatric--Master's	0	0	0	0	0	3	2	3	4	0	4	0	1	0	3
Psychiatric/Mental Health Nursing--Adv. Cert.	0	0	0	0	0	0	0	0	0	0	0	0	1	0	0
Nursing, Other--Total of All Degree Levels	0	52	37	45	37	41	7	6	19	42	1	19	1	11	10
Nursing, Other--Certificate	0	0	0	0	0	0	0	0	12	26	0	10	0	0	0
Nursing, Other--Master's	0	0	0	0	0	0	0	0	4	12	1	6	0	9	8
Nursing, Other--Doctorate	0	0	0	0	0	0	0	0	3	4	0	3	1	2	2
Total--Post RN Programs	0	78	73	79	104	133	172	195	210	220	145	180	158	184	118
LPN or Nursing Assistant															
LPN, Practical Nursing--One-Year Certificate	54	43	27	33	30	33	63	57	51	25	42	59	97	89	89
Nursing Assistant--Less Than One-Year Cert.	0	0	0	0	0	0	0	0	0	0	0	14	58	6	33
Total--LPN or Nursing Assistant	54	43	27	33	30	33	63	57	51	25	42	73	155	95	122
Total--All Programs	2,046	2,324	2,561	2,722	2,826	2,489	2,210	2,041	1,693	1,691	1,521	1,724	2,150	2,258	2,270
Summary															
RN--Associate and Bachelors	1,908	2,135	2,389	2,511	2,538	2,191	1,808	1,661	1,308	1,320	1,240	1,398	1,745	1,891	1,945
Other Nursing Degrees	84	146	145	178	258	265	339	323	334	346	239	253	250	272	203
Total--LPN or Nursing Assistant	54	43	27	33	30	33	63	57	51	25	42	73	155	95	122

Source: University System of Georgia, Student Information Reporting System, USG Degrees Conferred Reports, Office of Strategic Research and Analysis, FY1992—FY2006.

*The current 2000 federal CIP for this area is restricted to the MS, MSN, or Ph.D. Some institutions changed CIP codes for these programs in the last year.

Appendix 2
USG Programs Approved by the Georgia Board of Nursing
Type of Program and Approval Status, April 2007

Depending on NCLEX pass rates and other criteria, the Georgia Board of Nursing may grant full approval of a program, approval with remediation, conditional approval, or discontinuation of a nursing program. Remediation of a program may be required if a pass rate for a single year's test-takers falls below 80 percent. Conditional approval may be imposed if the pass rate of first-time test takers is below 80 percent for three consecutive years or if the average over the last four years is below 80 percent.

Institutions and Sectors	Associate Degree (ASN)	Bachelor of Science in Nursing (BSN)	RN to BSN Only	Master's	Doctoral	External Programs	Approval Status
Research Universities							
Georgia State University		X		X	X		Full
Medical College of Georgia		X		X	X	Barnesville (BSN) Athens (BSN) Columbus (MSN)	Full-BSN Initial- Generic Master's
Regional Universities							
Georgia Southern University		X		X			Full
Valdosta State University		X		X			Full
State Universities							
Albany State University		X		X			Initial
Armstrong Atlantic State University		X		X		Brunswick	Full
Augusta State University	X						Full
Clayton State University		X					Full
Columbus State University		X					Full
Georgia College & State University		X		X		Macon through 2008	Full
Georgia Southwestern State University		X					Full
Kennesaw State University		X		X		Rome	Full
North Georgia Coll. & State University	X		X	X		Acworth Gainesville	Full
University of West Georgia		X		X		Dalton Newnan Rome	Full

Appendix 2 (continued)

Institutions and Sectors	Associate Degree (ASN)	Bachelor of Science in Nursing (BSN)	RN to BSN Only	Master's	Doctoral	External Programs	Approval Status
State Colleges							
Abraham Baldwin Agricultural College	X						Full
Dalton State College	X						Full
Gordon College	X						Full
Macon State College	X		X				Full
Middle Georgia College	X					Dublin	Full
Two-Year Colleges							
Bainbridge College	X						Initial
Coastal Georgia Community College	X					Savannah	Full
Darton College	X					Colquitt Thomasville Americus Swainsboro	Full
Georgia Highlands College	X					Acworth	Full
Georgia Perimeter College	X					Lawrenceville	Full
South Georgia College	X					Waycross	Full

Source: Georgia Board of Nursing, April 2007; <http://www.sos.state.ga.us/acrobat/ExamBoards/RN/schools.pdf>.
 An "X" indicates that a program exists. Only the degree programs highlighted in blue produce RNs.

Appendix 3

Percent of First-Time Nursing Candidates Passing NCLEX, 1994 to 2006 by USG Institution of Degree (ASN and BSN Programs Combined)

Georgia Board of Nursing Jurisdiction

Institutions and Sectors	1994	1995	1996	1997	1998	1999	2000	2001	2002	2003	2004	2005	2006
Georgia State University	80.6	87.5	70.4	87.2	81.8	76.9	73.7	76.5	80.4	81.3	82.3	91.8	95.0
Medical College of Georgia	90.2	94.8	87.6	90.5	89.8	88.5	91.6	94.5	86.7	83.1	86.4	91.5	89.5
<i>Research Universities</i>	87.4	93.1	82.9	89.8	87.8	86.1	87.3	88.8	85.0	82.6	85.0	91.6	91.7
Georgia Southern University	77.8	77.1	86.6	92.1	92.7	87.8	92.9	84.6	71.4	78.7	93.8	94.4	92.4
Valdosta State University	90.5	88.7	80.8	84.9	94.3	81.5	94.6	77.1	86.6	66.0	68.2	91.2	85.5
<i>Regional Universities</i>	83.7	84.8	83.0	88.2	93.7	84.2	93.7	82.3	78.2	72.8	84.8	93.0	89.2
Albany State University	27.3	88.2	91.3	81.3	83.3	46.7	42.9	30.0	60.0	46.2	83.3	55.6	100.0
Armstrong Atlantic State University	88.1	90.1	91.7	86.1	89.1	90.7	81.3	80.0	88.1	78.7	77.6	78.3	91.5
Augusta State University	95.3	89.8	88.9	92.5	79.4	100.0	87.0	87.5	86.9	93.8	94.9	91.7	90.6
Clayton State University	93.1	94.0	82.0	80.2	59.5	76.3	60.0	88.2	82.5	97.7	94.4	92.7	90.8
Columbus State University	91.7	90.2	90.4	84.6	79.2	100.0	100.0	94.1	92.3	81.8	94.7	90.5	100.0
Georgia College & State University	96.6	88.0	91.9	91.2	84.8	81.0	91.4	73.1	81.6	92.7	91.0	85.9	95.5
Georgia Southwestern State University	89.2	86.1	76.2	85.7	--	--	--	--	100.0	93.3	70.0	73.3	92.0
Kennesaw State University	94.4	91.3	90.3	91.5	84.3	82.6	95.0	95.8	92.2	93.8	92.6	85.8	89.9
North Georgia Coll. & State U.	90.1	89.6	85.0	76.5	81.5	95.7	95.9	81.3	81.6	89.3	81.6	90.9	87.6
University of West Georgia	95.0	91.5	90.0	91.7	--	--	73.7	77.8	87.5	100.0	91.7	86.7	86.5
<i>State Universities</i>	91.5	90.2	87.9	86.4	80.9	84.6	83.2	83.1	85.9	89.4	87.0	86.4	91.3
Abraham Baldwin Agricultural College	86.6	88.0	84.1	89.0	73.5	77.9	83.0	91.1	92.1	93.2	86.5	89.1	85.8
Dalton State College	89.3	94.6	93.5	92.0	86.8	93.9	88.9	86.5	87.5	84.6	87.5	86.8	85.7
Gordon College	92.3	86.0	77.5	78.9	90.3	88.0	93.2	98.0	100.0	97.6	96.5	84.9	92.7
Macon State College	91.8	92.2	90.2	86.5	92.3	85.9	71.4	92.3	84.9	93.7	87.3	88.1	89.3
Middle Georgia College	92.2	86.0	97.8	100.0	95.1	82.1	95.8	90.9	70.8	74.1	74.2	85.7	91.1
<i>State Colleges</i>	90.6	89.5	86.9	87.6	86.1	84.7	85.0	92.2	88.4	88.5	86.1	87.2	88.6

Appendix 3 (cont.)

**Percent of First-Time Nursing Candidates Passing NCLEX, 1994 to 2006
by USG Institution of Degree (ASN and BSN Programs Combined)
Georgia Board of Nursing Jurisdiction**

Institutions and Sectors	1994	1995	1996	1997	1998	1999	2000	2001	2002	2003	2004	2005	2006
Coastal Georgia Community College	96.1	91.8	92.6	94.3	92.3	92.3	82.1	94.3	86.1	93.9	92.5	98.2	88.9
Darton College	95.3	93.7	92.9	96.3	92.1	88.5	81.3	88.9	88.1	93.1	88.2	88.4	89.0
Georgia Highlands College	95.8	90.0	90.2	73.6	94.8	90.7	83.3	94.6	92.3	87.0	88.1	94.6	92.1
Georgia Perimeter College	91.4	87.5	91.7	86.0	77.1	77.8	69.5	86.3	89.0	98.5	100.0	100.0	100.0
South Georgia College	93.7	91.5	95.8	86.3	86.1	83.9	87.0	82.0	83.3	86.0	89.1	77.6	91.0
<i>Two-Year Colleges</i>	<i>94.0</i>	<i>90.6</i>	<i>92.3</i>	<i>86.5</i>	<i>86.0</i>	<i>85.5</i>	<i>78.6</i>	<i>88.2</i>	<i>88.2</i>	<i>91.9</i>	<i>91.0</i>	<i>91.6</i>	<i>91.4</i>
System Total	91.1	90.1	87.8	87.1	85.7	85.1	83.6	86.7	86.0	87.4	87.2	88.9	90.6

Source: "Jurisdiction Program Summary of All First-Time Candidates Educated in Member Board Jurisdiction," issued by the National Council Licensure Examination for Registered Nurses; 1994-1997, March 1998; 1998-2002, March 2002 (revised); Annual Reports, 2003-2006; jurisdiction program summary for Georgia Board of Nursing. Received from Georgia Board of Nursing; compiled by University System of Georgia, Office of Strategic Research and Analysis; revised January 2007. If both ASN and BSN programs existed at the same time at an institution, the pass rates are combined.

Appendix 4

Number of First-Time Nursing Candidates Taking NCLEX, 1994 to 2006 by USG Institution of Degree (ASN and BSN Programs Combined) Georgia Board of Nursing Jurisdiction

Institutions and Sector Totals	1994	1995	1996	1997	1998	1999	2000	2001	2002	2003	2004	2005	2006
Georgia State University	62	48	54	39	44	39	38	51	51	48	79	97	100
Medical College of Georgia	153	155	145	137	137	148	119	109	136	130	154	153	152
<i>Research Universities</i>	215	203	199	176	181	187	157	160	187	178	233	250	252
Georgia Southern University	72	48	67	63	55	41	42	78	56	61	81	71	79
Valdosta State University	63	97	104	73	88	54	37	35	45	53	44	57	69
<i>Regional Universities</i>	135	145	171	136	143	95	79	113	101	114	125	128	148
Albany State University	11	17	23	16	12	15	14	10	10	13	6	9	4
Armstrong Atlantic State University-	202	171	121	122	46	43	48	45	67	47	125	83	82
Augusta State University	75	59	54	53	34	24	23	24	23	32	39	60	64
Clayton State University	130	117	100	101	42	59	50	34	40	43	36	55	65
Columbus State University	84	92	73	78	24	18	20	34	26	33	38	42	53
Georgia College & State University	116	83	74	68	66	58	58	67	60	55	67	64	67
Georgia Southwestern State University	65	79	63	49	0	0	0	0	2	15	10	15	25
Kennesaw State University	161	160	144	142	89	86	40	71	77	80	121	155	148
North Georgia Coll. & State U.	71	96	60	68	54	47	49	48	60	84	103	99	97
University of West Georgia	40	59	40	36	0	0	19	27	32	22	24	30	37
<i>State Universities Combined</i>	944	933	752	733	367	350	321	360	397	424	569	612	642
Abraham Baldwin Agricultural College	97	108	107	100	98	95	53	45	38	59	89	128	120
Dalton State College	75	74	62	50	53	49	36	37	32	52	48	53	49
Gordon College	91	129	111	76	62	50	44	50	42	41	57	66	68
Macon State College	147	167	133	104	91	78	49	52	53	63	63	67	75
Middle Georgia College	77	57	46	33	41	28	24	22	24	54	66	70	56
<i>State Colleges</i>	487	535	459	363	345	300	206	206	189	269	323	384	368

Appendix 4 (cont.)

Number of First-Time Nursing Candidates Taking NCLEX, 1994 to 2006 by USG Institution of Degree (ASN and BSN Programs Combined) Georgia Board of Nursing Jurisdiction

Institutions and Sector Totals	1994	1995	1996	1997	1998	1999	2000	2001	2002	2003	2004	2005	2006
Coastal Georgia Community College	76	85	54	53	65	65	39	35	36	33	40	56	54
Darton College	85	111	98	107	76	113	64	45	93	87	93	121	119
Georgia Highlands College	118	130	102	106	58	43	42	37	52	54	84	74	89
Georgia Perimeter College	162	152	156	136	157	117	105	95	64	66	63	71	43
South Georgia College	95	94	71	95	72	56	54	50	42	57	55	58	67
<i>Two-Year Colleges</i>	<i>536</i>	<i>572</i>	<i>481</i>	<i>497</i>	<i>428</i>	<i>394</i>	<i>304</i>	<i>262</i>	<i>287</i>	<i>297</i>	<i>335</i>	<i>380</i>	<i>372</i>
System Total Combined	2,317	2,388	2,062	1,905	1,464	1,326	1,067	1,101	1,161	1,282	1,585	1,754	1,782

Source: "Jurisdiction Program Summary of All First-Time Candidates Educated in Member Board Jurisdiction," issued by the National Council Licensure Examination for Registered Nurses; 1994-1997, March 1998; 1998-2002, March 2002 (revised); Annual Reports, 2003-2006; jurisdiction program summary for Georgia Board of Nursing. Received from Georgia Board of Nursing; compiled by University System of Georgia, Office of Strategic Research and Analysis; revised January 2007.

Appendix 5

Number of First-Time Nursing Candidates Passing NCLEX, 1994 to 2006 by USG Institution of Degree (ASN and BSN Programs Combined)

Georgia Board of Nursing Jurisdiction

Institutions and Sector Totals	1994	1995	1996	1997	1998	1999	2000	2001	2002	2003	2004	2005	2006
Georgia State University	50	42	38	34	36	30	28	39	41	39	65	89	95
Medical College of Georgia	138	147	127	124	123	131	109	103	118	108	133	140	136
<i>Research Universities</i>	188	189	165	158	159	161	137	142	159	147	198	229	231
Georgia Southern University	56	37	58	58	51	36	39	66	40	48	76	67	73
Valdosta State University	57	86	84	62	83	44	35	27	39	35	30	52	59
<i>Regional Universities</i>	113	123	142	120	134	80	74	93	79	83	106	119	132
Albany State University	3	15	21	13	10	7	6	3	6	6	5	5	4
Armstrong Atlantic State University-	178	154	111	105	41	39	39	36	59	37	97	65	75
Augusta State University	61	53	48	49	27	24	20	21	20	30	37	55	58
Clayton State University	121	110	82	81	25	45	30	30	33	42	34	51	59
Columbus State University	77	83	66	66	19	18	20	32	24	27	36	38	53
Georgia College & State University	112	73	68	62	56	47	53	49	49	51	61	55	64
Georgia Southwestern State University	58	68	48	42	0	0	0	0	2	14	7	11	23
Kennesaw State University	152	146	130	130	75	71	38	68	71	75	112	133	133
North Georgia Coll. & State U.	64	86	51	52	44	45	47	39	49	75	84	90	85
University of West Georgia	38	54	36	33	0	0	14	21	28	22	22	26	32
<i>State Universities Combined</i>	864	842	661	633	297	296	267	299	341	379	495	529	586
Abraham Baldwin Agricultural College	84	95	90	89	72	74	44	41	35	55	77	114	103
Dalton State College	67	70	58	46	46	46	32	32	28	44	42	46	42
Gordon College	84	111	86	60	56	44	41	49	42	40	55	56	63
Macon State College	135	154	120	90	84	67	35	48	45	59	55	59	67
Middle Georgia College	71	49	45	33	39	23	23	20	17	40	49	60	51
<i>State Colleges</i>	441	479	399	318	297	254	175	190	167	238	278	335	326

Appendix 5 (cont.)

Number of First-Time Nursing Candidates Passing NCLEX, 1994 to 2006 by USG Institution of Degree (ASN and BSN Programs Combined)

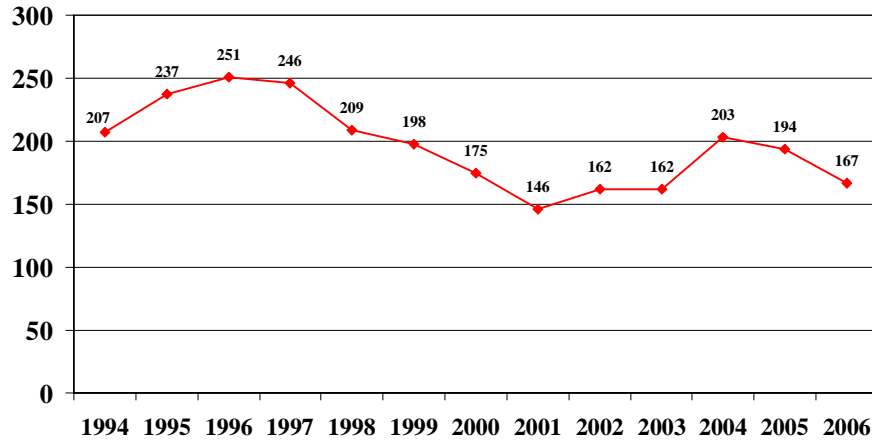
Georgia Board of Nursing Jurisdiction

Institutions and Sector Totals	1994	1995	1996	1997	1998	1999	2000	2001	2002	2003	2004	2005	2006
Coastal Georgia Community College	73	78	50	50	60	60	32	33	31	31	37	55	48
Darton College	81	104	91	103	70	100	52	40	82	81	82	107	106
Georgia Highlands College	113	117	92	78	55	39	35	35	48	47	74	70	82
Georgia Perimeter College	148	133	143	117	121	91	73	82	57	65	63	71	43
South Georgia College	89	86	68	82	62	47	47	41	35	49	49	45	61
<i>Two-Year Colleges</i>	<i>504</i>	<i>518</i>	<i>444</i>	<i>430</i>	<i>368</i>	<i>337</i>	<i>239</i>	<i>231</i>	<i>253</i>	<i>273</i>	<i>305</i>	<i>348</i>	<i>340</i>
System Total	2,110	2,151	1,811	1,659	1,255	1,128	892	955	999	1,120	1,382	1,560	1,615

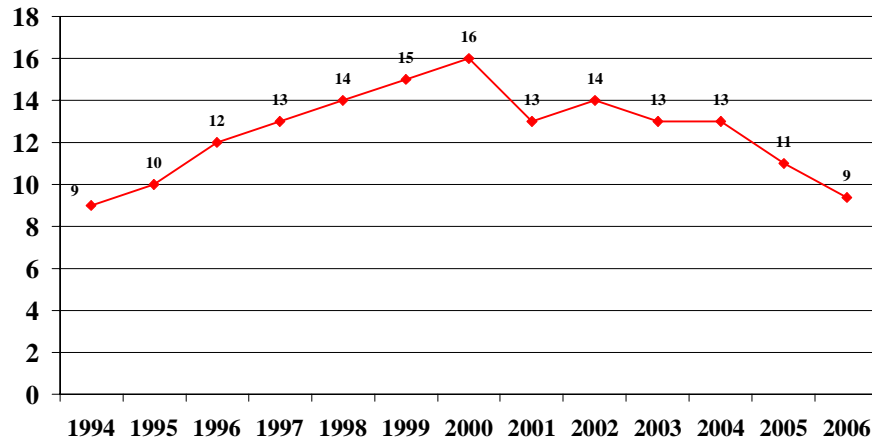
Source: "Jurisdiction Program Summary of All First-Time Candidates Educated in Member Board Jurisdiction," issued by the National Council Licensure Examination for Registered Nurses; 1994-1997, March 1998; 1998-2002, March 2002 (revised); Annual Reports, 2003-2006; jurisdiction program summary for Georgia Board of Nursing. Received from Georgia Board of Nursing; compiled by University System of Georgia, Office of Strategic Research and Analysis; revised January 2007.

Appendix 6

USG Number Not Passing NCLEX
First-Time Nursing Candidates, 1994 to 2006



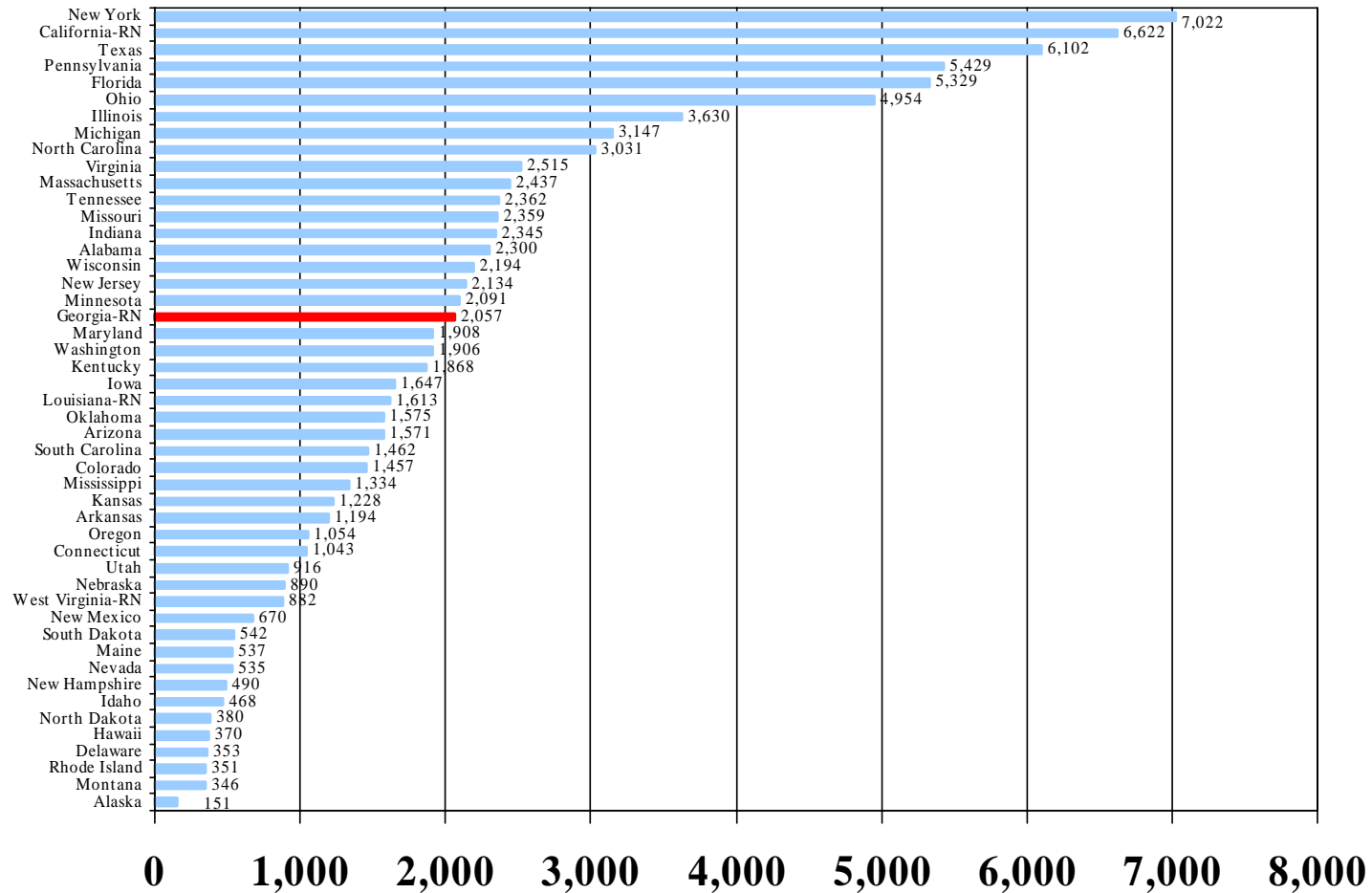
USG Percent Not Passing NCLEX
First-Time Nursing Candidates, 1994-2006



Appendix 7

Number Passing NCLEX by State, 2006

First-Time Nursing Candidates (Total Number of New RNs, 97,549)



Appendix 7 (continued)

Percent Passing NCLEX by State, 2006

First-Time Pass Rate for 110,712 New RNs Nursing Candidates

