

**MINUTES OF THE MEETING OF THE  
BOARD OF REGENTS OF THE UNIVERSITY SYSTEM OF GEORGIA  
Savannah, Georgia  
April 16-17, 2019**

**CALL TO ORDER**

The Board of Regents of the University System of Georgia met at approximately 12:30 p.m. Tuesday, April 16, and approximately 9:30 a.m. Wednesday, April 17, 2019, in Room 160 of the Health Professions Academic Building at the Georgia Southern University Armstrong Campus, 11935 Abercorn St., Savannah, Georgia. The Chairman of the Board, Regent Don L. Waters, called the meeting to order. Present, in addition to Chairman Waters, were Vice Chairman T. Rogers Wade; Regents C. Dean Alford; W. Allen Gudenrath; Bárbara Rivera Holmes; James M. Hull; Laura Marsh; Neil L. Pruitt, Jr.; E. Scott Smith; Benjamin J. Tarbutton, III; and Philip A. Wilheit, Sr. Regents C. Thomas Hopkins, Jr.; and Kessel D. Stelling, Jr., were excused on Wednesday. Regents Chris Cummiskey; Erin Hames; Donald M. Leebern, Jr.; Sachin D. Shailendra Richard L. Tucker; and Sarah-Elizabeth Reed were excused both days.

**INVOCATION AND PLEDGE**

Georgia Southern University (GSOU) Student Government Association President Jarvis Steele gave the invocation and led the Pledge of Allegiance on Tuesday, and Savannah State University (SSU) Student Government Association President First Lieutenant Malik Bradley gave the invocation and led the Pledge of Allegiance on Wednesday.

**SAFETY BRIEFING**

Savannah State University Chief of Police Laura McCullough gave the safety briefing.

**SPECIAL GUEST RECOGNITION**

Chairman Waters recognized Mr. Jay Neely, Vice President of Law and Public Affairs at Gulfstream Aerospace Corporation. Mr. Neely also serves as Chairman of the Georgia Department of Economic Development and is the former head of the Savannah-Chatham County Chamber of Commerce. Chairman Waters welcomed Mr. Neely to the meeting and thanked him for the work Gulfstream does as a major employer of University System of Georgia (USG) graduates.

**APPROVAL OF MINUTES**

With motion made and variously seconded, the Regents present voted unanimously to approve the minutes of the Board's meetings of February 12, March 11-12, March 23, and April 5, 2019.

**CAMPUS SPOTLIGHT: GEORGIA SOUTHERN UNIVERSITY**

Chairman Waters introduced GSOU President Kyle Marrero, who gave an overview of GSOU's history and spoke of its impact on the Georgia economy. President Marrero thanked former GSOU Interim President Shelley Nickel for her leadership and guidance during her tenure at the institution and praised her investment in a new student success plan. GSOU students Jadeon Carreker, a graduate sports medicine major; Margaret Kilpatrick, an undergraduate engineering major; and Jarvis Steele, an undergraduate political science and philosophy major, spoke of their experiences in their respective academic programs.

**FISCAL YEAR 2020 TUITION, FEES, AND ALLOCATIONS**

Interim Executive Vice Chancellor for Strategy and Fiscal Affairs Tracey Cook presented information on Fiscal Year 2020 tuition, fees, and allocations. With motions made and variously seconded, the Board approved the following items unanimously, which are attached as Exhibit A:

1. Fiscal Year 2019 Amended Budget
2. Fiscal Year 2020 Tuition
3. Fiscal Year 2020 Mandatory Fees
4. Fiscal Year 2020 Elective Fees and Special Charges

## 5. Fiscal Year 2020 Budget Allocations

### **COMMITTEE REPORTS**

Reports of the standing committees are attached hereto. Upon motion made and duly seconded, the Board unanimously approved and adopted the reports of the following committees:

- the Committee on Academic Affairs
- the Committee on Economic Development
- the Committee on Finance & Business Operations
- the Committee on Internal Audit, Risk, and Compliance
- the Committee on Organization & Law
- the Committee on Personnel & Benefits
- the Committee on Real Estate & Facilities

### **MOMENTUM YEAR AWARDS**

Executive Vice Chancellor of Academic Affairs and Chief Academic Officer Tristan Denley presented the Regents' Momentum Year Award for Advising and Student Success to Gordon State College and the Regents' Momentum Year Award for Teaching and Curriculum Innovation to Kennesaw State University.

### **CAMPUS SPOTLIGHT: SAVANNAH STATE UNIVERSITY**

Chairman Waters introduced SSU President Cheryl Dozier, who welcomed the Board of Regents and guests to the SSU campus and provided a brief history and overview of the institution. SSU Assistant Professor of Chemistry and Forensic Science Karla-Sue Marriott described her research on forensic virtual reality, and students Tyra Deloatch, Arielle Dallas, and Nikia Mitchell spoke of the facial reconstruction projects they completed as part of the forensic science program.

### **GEORGIA FILM ACADEMY UPDATE**

Georgia Film Academy (GFA) Executive Director Jeffrey Stepakoff provided an update on the Academy's activities. GFA is a collaboration between the USG and the Technical College System of Georgia that provides students with on-set film production skills and experience. The program began enrolling students in 2016 and currently has 4200 registrations. Mr. Stepakoff described GFA's goal to expand the television and film industry in Georgia by training students on pre- and post-production activities.

### **CHANCELLOR'S REPORT**

Chancellor Wrigley began his report by thanking SSU President Cheryl Dozier for hosting the Board for a tour of the SSU campus. He expressed gratitude to President Dozier for her service and wished her well in her upcoming retirement. The Chancellor welcomed Dr. Kyle Marrero, the new president of GSOU, who assumed his role this month, and thanked outgoing GSOU Interim President Shelley Nickel for leading the campus during her final year of public service before her impending retirement. He also thanked Georgia State University (GSU) Senior Advisor to the President Tom Lewis, who handled government relations for the university, on his imminent retirement.

The Chancellor mentioned several recent initiatives that have increased the USG's affordability and efficiency, including the Comprehensive Administrative Review, campus consolidations, Affordable Learning Georgia, and the Momentum Year. He highlighted the USG's commitment to keeping tuition affordable, noting that USG tuition has increased by only 1.7% over the past five years, and charged his colleagues to continue reducing administrative costs and allocating resources toward programs that directly impact students.

Chancellor Wrigley then shared several highlights from across the University System. He congratulated GSU President Mark Becker, who won the 2019 Hesburgh Award for Leadership Excellence in Higher Education. The Chancellor commended the University of North Georgia for being recognized as one of the top-producing schools for Fulbright students in the nation for the second consecutive year; the University of Georgia, Georgia College

and State University, GSU, and the Georgia Institute of Technology also received this designation. Chancellor Wrigley congratulated the GSU men's basketball team on its No. 14 seed in the 2019 NCAA Championship. He announced that a team from Fort Valley State University won the Georgia InVenture Prize Competition and will receive \$25,000 to bring its retractable extension cord prototype to market. Lastly, he recognized a visit by President Jimmy Carter to the Albany State University campus.

Chancellor Wrigley concluded his remarks with a historical note. On this date in 2010, after conducting an inventory of library records from 1789 and 1792, staff from New York's oldest public library confirmed that three books last borrowed by President George Washington were never returned to the library. As a result, in today's dollars, President Washington owes a record \$300,000 fine.

#### **UNFINISHED BUSINESS**

There was none.

#### **NEW BUSINESS**

There was none.

#### **PETITIONS AND COMMUNICATIONS**

There were no petitions. Secretary to the Board Edward Tate announced that the next Board of Regents meeting will be held on May 14, 2019, at the University System Office in Atlanta.

#### **EXECUTIVE SESSION**


Following the announcement on Petitions and Communications, Chairman Waters called for an executive session at approximately 10:42 a.m. to discuss personnel matters and litigation. With motion properly made and seconded, the Regents present voted unanimously to go into executive session. An affidavit regarding this executive session is on file with the Office of the Secretary to the Board.


#### **RECONVENE**

Following executive session, Chairman Waters reconvened the Board meeting in its regular session at approximately 11:25 a.m. and announced that the Board took no actions during the executive session.

#### **ADJOURNMENT**

There being no further business to come before the Board, the meeting adjourned at 11:27 a.m. on Wednesday, April 17, 2019.

  
Don L. Waters  
Chairman, Board of Regents  
University System of Georgia

  
Edward M. Tate  
Secretary, Board of Regents  
University System of Georgia

## **MINUTES OF THE COMMITTEE ON ACADEMIC AFFAIRS**

The Committee on Academic Affairs of the Board of Regents of the University System of Georgia met at approximately 1:35 p.m. on Tuesday, April 16, 2019, in Room 229 of the Health Professions Academic Building at the Georgia Southern University Armstrong Campus, 11935 Abercorn St., Savannah, Georgia. Committee Chairman C. Thomas Hopkins, Jr., called the meeting to order. Present, in addition to Chairman Hopkins, were Regents C. Dean Alford, W. Allen Gudenrath, Bárbara Rivera Holmes, Laura Marsh, and E. Scott Smith. Regents Chris Cummiskey and Sarah-Elizabeth Reed were excused. Unless otherwise noted, the Regents present approved all items unanimously.

### **ACTION ITEMS**

1. The Committee approved the establishment of a Bachelor of Fine Arts in Theatre at the University of West Georgia.
2. The Committee approved the establishment of a Master of Science in Occupational Therapy of Science at Middle Georgia State University.
3. The Committee approved the establishment of a Ph.D. with a major in agricultural leadership, education, and communication at the University of Georgia.
4. The Committee approved the termination of an academic program at Columbus State University.
5. The Committee approved proposed changes to the *Board of Regents Policy Manual*, Section 4.2, Undergraduate Admission.
6. The Committee approved a border state waiver request from Augusta University.

### **INFORMATION ITEM**

7. Executive Director of Research and Policy Analysis Dr. Rachana Bhatt provided an overview of the Freshman Index and minimum admission scores as context for the changes to Board Policy 4.2, Undergraduate Admissions.

### **CONSENT ITEM**

8. The Committee adopted new endowed faculty positions at the University of Georgia and Augusta University.

### **ADJOURNMENT**

There being no further business for Committee consideration, the meeting adjourned at approximately 2:15 p.m. on Tuesday, April 16, 2019.

## **MINUTES OF THE COMMITTEE ON ECONOMIC DEVELOPMENT**

The Committee on Economic Development of the Board of Regents of the University System of Georgia met at approximately 2:15 p.m. on Tuesday, April 16, 2019, in Room 229 of the Health Professions Academic Building at the Georgia Southern University Armstrong Campus, 11935 Abercorn St., Savannah, Georgia. Committee Chairwoman Bárbara Rivera Holmes called the meeting to order. Present, in addition to Chairwoman Holmes, were Committee Vice Chairman W. Allen Gudenrath; Regents C. Dean Alford; C. Thomas Hopkins, Jr.; Laura Marsh; and E. Scott Smith. Regents Chris Cummiskey and Sarah-Elizabeth Reed were excused.

### **INFORMATION ITEM**

Ms. Kendria Lee, Director for Economic Development and Community Relations at Georgia Southern University, provided the committee an overview of the major goals and objectives of her department. She was joined by Ms. Brynn Grant, Chief Operating Officer of the Savannah Economic Development Authority, who highlighted her organization's strategic partnership with Georgia Southern University (GSOU) to bring new jobs and investment to the region.

Regent Gudenrath asked about GSOU's involvement with the state economic development team; Ms. Lee replied that she has frequent interaction with this group. Regent Alford asked Ms. Lee about her view on the role she has representing not just GSOU but the University System as a whole; Ms. Lee replied that she sees represents both the institution and the USG when working with her partners.

### **ADJOURNMENT**

There being no further business to come before the Committee, the meeting adjourned at approximately 2:25 p.m. on Tuesday, April 16, 2019.

## **MINUTES OF THE COMMITTEE ON ORGANIZATION AND LAW**

The Committee on Organization and Law of the Board of Regents of the University System of Georgia met at approximately 2:25 p.m. on Tuesday, April 16, 2019, in Room 229 of the Health Professions Academic Building at the Georgia Southern University Armstrong Campus, 11935 Abercorn St., Savannah, Georgia. Committee Vice Chairwoman Laura Marsh called the meeting to order. Present, in addition to Vice Chairwoman Marsh, were Regents C. Dean Alford; W. Allen Gudenrath; Bárbara Rivera Holmes; C. Thomas Hopkins, Jr.; and E. Scott Smith. Committee Chairwoman Sarah-Elizabeth Reed and Regent Chris Cummiskey were excused. Unless otherwise noted, the Regents present approved all items unanimously.

### **APPROVAL ITEMS**

1. The Committee approved Columbus State University President Chris Markwood's request to award an honorary degree to Mr. Johnny Walden, Jr.
2. The Committee approved Savannah State University President Cheryl Dozier's request to award an honorary degree to Mrs. Beauty Poole Baldwin.
3. The Committee approved South Georgia State College President Ingrid Thompson-Sellers' request to award an honorary degree to Mrs. JoAnne Lewis.
4. The Committee approved a resolution to renew Chancellor Steve Wrigley's delegated authority to act on behalf of the Board between meetings.

### **EXECUTIVE SESSION**

Vice Chairwoman Marsh called for an executive session at approximately 2:30 p.m. to discuss student records. With motion properly made and seconded, the Regents who were present voted unanimously to go into executive session. An affidavit regarding this executive session is on file in the Office of the Secretary to the Board.

### **RECONVENE**

After the Committee exited executive session, Vice Chairwoman Marsh reconvened the committee in its regular session at 2:36 p.m. and announced that no actions were taken.

### **ADJOURNMENT**

There being no further business to come before the Committee, the meeting adjourned at 2:40 p.m.

## **MINUTES OF THE COMMITTEE ON FINANCE & BUSINESS OPERATIONS**

The Committee on Finance & Business Operations of the Board of Regents of the University System of Georgia met at approximately 1:36 p.m. on Tuesday, April 16, 2019, in Room 160 of the Health Professions Academic Building at the Georgia Southern University Armstrong Campus, 11935 Abercorn St., Savannah, Georgia. Board Chairman Don L. Waters called the meeting to order. Present, in addition to Chairman Waters, were Regents James M. Hull; Neil L. Pruitt, Jr.; Kessel D. Stelling, Jr.; Benjamin J. Tarbutton, III; and Philip A. Wilheit, Sr. Chancellor Steve Wrigley and Board Vice Chairman Don L. Waters also were present. Committee Chairman Sachin D. Shailendra; Committee Vice Chairman Donald M. Leebern, Jr.; and Regents Erin Hames and Richard L. Tucker were excused. Unless otherwise noted, the Regents present approved all items unanimously.

### **INFORMATION ITEM**

1. Executive Finance Director Cynthia Robinson Alexander provided an update on the performance of the lease revenue bond portfolio and outlined the USG's capital liability management plan for Fiscal Year (FY) 2019-2023.

### **APPROVAL ITEMS**

2. The Committee approved a resolution requesting the establishment of multi-year contract value authority for FY 2020 office leases from the Georgia State Financing and Investment Commission.
3. The Committee approved a proposed revision to the *Board of Regents Policy Manual*, Section 10.4, Cybersecurity.
4. The Committee approved a proposed addition to the *Board of Regents Policy Manual*, Section 7.8.2.3, Cyber Insurance.

### **ADJOURNMENT**

There being no further business to come before the Committee, the meeting adjourned at approximately 1:54 p.m. on Tuesday, April 16, 2019.

## **MINUTES OF THE COMMITTEE ON INTERNAL AUDIT, RISK AND COMPLIANCE**

The Committee on Internal Audit, Risk and Compliance of the Board of Regents of the University System of Georgia met at approximately 1:55 p.m. on Tuesday, April 16, 2019, in Room 160 of the Health Professions Academic Building at the Georgia Southern University Armstrong Campus, 11935 Abercorn St., Savannah Georgia. Committee Chairman Kessel D. Stelling, Jr., called the meeting to order. Present, in addition to Chairman Stelling, were Regents James M. Hull; Neil L. Pruitt, Jr.; Benjamin J. Tarbutton, III; and Philip A. Wilheit, Sr. Chancellor Steve Wrigley, Board Chairman Don L. Waters, and Board Vice Chairman T. Rogers Wade also were present. Committee Vice Chairwoman Erin Hames and Regents Donald M. Leebern, Jr.; Sachin D. Shailendra; and Richard L. Tucker were excused. Unless otherwise noted, the Regents present approved all items unanimously.

### **INFORMATION ITEMS**

1. Vice Chancellor for Organizational Effectiveness John Fuchko, III presented the results of the 2018-2019 Ethics Awareness Week.
2. Vice Chancellor Fuchko provided an overview of proposed revisions to the *Board of Regents Policy Manual*, Section 8.2.18.2, Conflicts of Interest, Conflicts of Commitment, and Outside Activities.

### **ADJOURNMENT**

There being no further business to come before the Committee, the meeting adjourned at approximately 2:05 p.m. on Tuesday, April 16, 2019.



## **MINUTES OF THE COMMITTEE ON PERSONNEL & BENEFITS**

The Committee on Personnel & Benefits of the Board of Regents of the University System of Georgia met at approximately 2:06 p.m. on Tuesday, April 16, 2019, in Room 160 of the Health Professions Academic Building at the Georgia Southern University Armstrong Campus, 11935 Abercorn St., Savannah, Georgia. Committee Chairman Philip A. Wilheit, Sr., called the meeting to order. Present, in addition to Chairman Wilheit, were Regents James M. Hull; Neil L. Pruitt, Jr.; Kessel D. Stelling, Jr.; Benjamin J. Tarbutton, III; and Philip A. Wilheit, Sr. Chancellor Steve Wrigley, Board Chairman Don L. Waters, and Board Vice Chairman T. Rogers Wade also were present. Committee Vice Chairman Richard L. Tucker and Regents Erin Hames; Donald M. Leebern, Jr.; and Sachin D. Shailendra were excused. Unless otherwise noted, the Regents present approved all items unanimously.

### **APPROVAL ITEMS**

1. The Committee approved a proposed revision to the *Board of Regents Policy Manual*, Section 8.2.12, Annuity Programs/Deferred Compensation Programs.
2. The Committee approved a resolution to consolidate institution 403(b) and 457(b) plans into one system-wide administered plan effective May 1, 2019.

### **ADJOURNMENT**

There being no further business to come before the Committee, the meeting adjourned at approximately 2:10 p.m. on Tuesday, April 16, 2019.

## **MINUTES OF THE COMMITTEE ON REAL ESTATE & FACILITIES**

The Committee on Real Estate & Facilities of the Board of Regents of the University System of Georgia met at approximately 2:10 p.m. on Tuesday, April 16, 2019, in Room 160 of the Health Professions Academic Building at the Georgia Southern University Armstrong Campus, 11935 Abercorn St., in Savannah, Georgia. Committee Chairman Benjamin J. Tarbutton, III, called the meeting to order. Present, in addition to Chairman Tarbutton, were Committee Vice Chairman Neil L. Pruitt, Jr.; Regents James M. Hull; Kessel D. Stelling, Jr.; and Philip A. Wilheit, Sr. Chancellor Steve Wrigley, Board Chairman Don L. Waters and Board Vice Chairman T. Rogers Wade also were present. Regents Erin Hames; Donald M. Leebern, Jr.; Sachin D. Shailendra; and Richard L. Tucker were excused. Unless otherwise noted, the Regents present approved all items unanimously.

### **INFORMATION ITEMS**

1. Vice Chancellor for Real Estate & Facilities Jim James informed the Committee about an action taken by the Chancellor under delegated authority to approve a rental agreement for Project No. PPV-91-1801, Student Housing, at the Macon Campus of Middle Georgia State University.
2. Assistant Vice Chancellor Sharon Ferguson Pope presented an information item on contracting and qualifications-based selections for calendar year 2018.
3. Vice Chancellor James provided the Committee a written report of real estate actions taken under delegated authority between November 1, 2018, and February 28, 2019.
4. Vice Chancellor James informed the Committee about a proposed ground lease of property at Fort Valley State University to Georgia Power Company.
5. Vice Chancellor James informed the Committee about a proposed lease of a portion of Savannah State University's Coastal Georgia Center to the Mayor and Alderman of the City of Savannah.

### **CONSENT ITEMS**

6. The Committee authorized Project No. BR-10-1905, Tifton Campus Conference Center Parking, at the University of Georgia.
7. The Committee authorized Project No. BR-68-1903, Public Safety Facility, Dahlonega, at the University of North Georgia.
8. The Committee authorized Project No. BR-10-1904, Henry Field Stadium, Grandstands and Press Box Replacement, at the University of Georgia.
9. The Committee authorized Project No. BR-30-1903, Renovation of Russ Chandler Baseball Stadium, at the Georgia Institute of Technology.
10. The Committee authorized Project No. BR-30-1902, Door Access Control Hardware Upgrade Program, at the Georgia Institute of Technology.

### **APPROVAL ITEMS**

11. The Committee approved a transfer of real property, the Lanier Technical College Oakwood Campus, for the use and benefit of the University of North Georgia.

### **ADJOURNMENT**

There being no further business to come before the Committee, the meeting adjourned at approximately 2:26 p.m. on Tuesday, April 16, 2019.

# Exhibit A

## AGENDA

### FINANCE AND BUSINESS OPERATIONS

April 16, 2019

<b>Agenda Item</b>	<b>Page No.</b>
--------------------	-----------------

---

#### APPROVAL ITEMS

- |    |  |   |
|----|--|---|
| 1. | Fiscal Year 2019 Amended Budget                    | 1 |
| 2. | Fiscal Year 2020 Tuition                           | 2 |
| 3  | Fiscal Year 2020 Mandatory Fees                    | 5 |
| 4. | Fiscal Year 2020 Elective Fees and Special Charges | 7 |
| 5. | Fiscal Year 2020 Budget Allocations                | 9 |

**1. Fiscal Year 2019 Amended Budget**

Recommended: That the Board approve the allocation of state appropriations for the fiscal year (“FY”) 2019 amended budget.

Background: The FY 2019 state funds original budget for the University System of Georgia was \$2.428 billion. The final, amended state funds budget for the University System of Georgia is \$2.441 billion, which is a net increase of 0.52% from the original budget for FY 2019.

	<b>FY 2019 Original Budget</b>	<b>Additions</b>	<b>Reductions, Transfers, and Other Adjustments</b>	<b>Net Increase to Pass-Through Organizations</b>	<b>FY 2019 Amended Budget</b>
Formula funds	\$ 2,153,266,402	\$ 2,462,435			\$ 2,155,728,837
Line Items	274,978,830	10,740,059	(1,078,311)	500,362	285,140,940
<b>Total</b>	<b>\$ 2,428,245,232</b>	<b>\$ 13,202,494</b>	<b>\$ (1,078,311)</b>	<b>\$ 500,362</b>	<b>\$ 2,440,869,777</b>

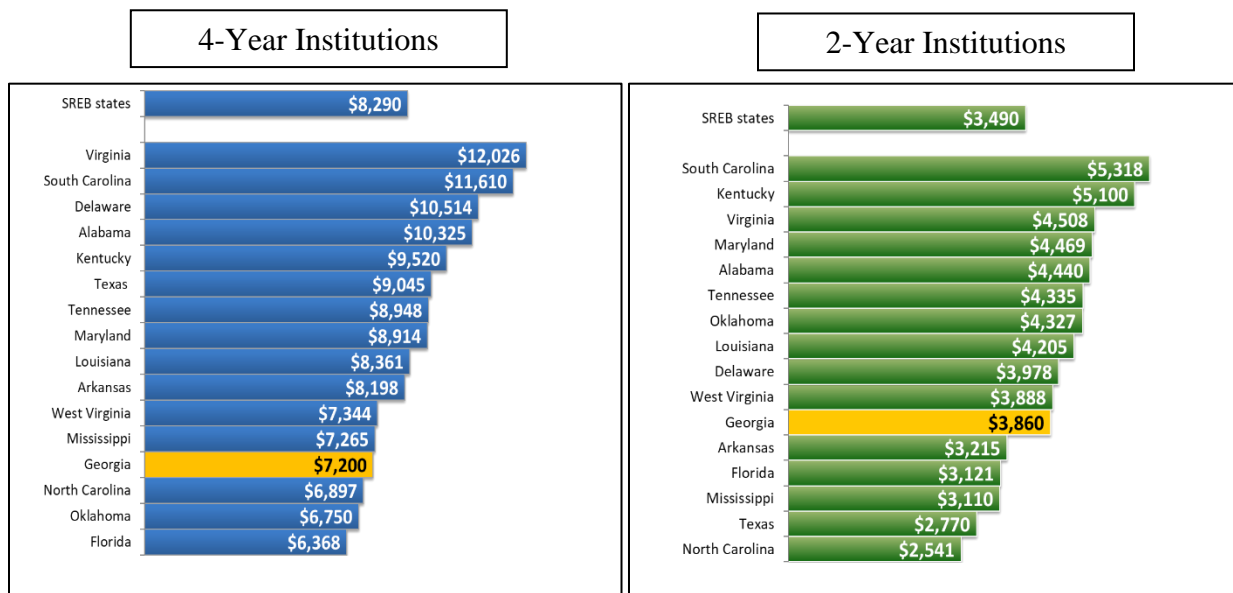
Appendix I outlines the changes from the FY 2019 original budget to the FY 2019 amended budget by institution and by line item.

House Bill 30, the Amended Appropriations Act for FY 2019, was signed by the Governor on March 12, 2019.

## 2. Fiscal Year 2020 Tuition

**Recommended:** That the Board approve the tuition rates for fiscal year 2020, to become effective Fall semester 2019. Recommended tuition rates appear in Appendix IIA (Undergraduate Tuition), Appendix IIB (Graduate & Professional Programs Tuition), and Appendix IIC (eTuition).

**Background:** Tuition and fees in the University System of Georgia remain an excellent value for students. Maintaining affordability is one of the highest priorities of the Board of Regents and actions taken in recent years to keep tuition increases low or flat underscore this commitment. According to Southern Regional Education Board (SREB) data, tuition and fees across the University System of Georgia have risen by an average of 2.6% annually at four-year institutions and 1.8% at two-year institutions over the last five years. This is the third lowest rate of increase among the 16 SREB states. In fiscal year 2018, the USG is the fourth lowest among SREB states for tuition and fees at four-year institutions and sixth lowest at two-year institutions. The Board's action to freeze tuition in FY 2019 has further accentuated this priority.



In order to sustain access and quality across all sectors of the University System, the recommended tuition strategy for FY 2020 balances affordability with the need to address rising costs. Modest increases are recommended to undergraduate and graduate tuition rates beginning Fall 2019.

## 2. **Fiscal Year 2020 Tuition (continued)**

### **Undergraduate Tuition:**

After carefully assessing priorities and needs to deliver a quality educational experience, a two and one-half percent increase in undergraduate tuition is being recommended for all USG institutions. The chart below represents the per semester increase in undergraduate tuition for a full-time student.

Sector	In -State		Out-of-State	
	\$ Increase per Semester	% Increase	\$ Increase per Semester	% Increase
Research Universities	\$ 84 - 125	2.5%	\$ 272 - 383	2.5%
Comprehensive Universities	\$ 67 - 68	2.5%	\$ 235 - 239	2.5%
State Universities	\$ 42 - 92	2.5%	\$ 154 - 325	2.5%
State College - Balanced Bachelor's & Associate Degrees	\$ 37 - 49	2.5%	\$ 138 - 183	2.5%
State College - Associate Dominant, Select Bachelor's	\$ 35	2.5%	\$ 132	2.5%

### **Graduate and Professional Program Tuition:**

The Board of Regents' policy on graduate tuition allows institutions having graduate programs to request a separate, "core" graduate tuition rate based on market and cost considerations. Similarly, institutions can request approval for separate tuition rate adjustments for select, competitive, professional programs.

Tuition rates for most existing graduate programs in fiscal year 2020 will increase between 0% to 2% from the fiscal year 2019 rate. The recommended "core" graduate tuition rates appear in Appendix IIB, as do the recommendations for changes in tuition rates for professional programs.

<b><u>% Increase in Core Graduate In-State Tuition</u></b>	
Research Universities	2%
Augusta University - Health Sciences	3%
Augusta University	7%
Comprehensive and State Universities	0% to 2%
University of West Georgia	6%

**2. Fiscal Year 2020 Tuition (continued)****Special Tuition for Distance Learning (e-Tuition):**

At the January 2017 meeting, the Board revised Policy Manual, Section 7.3.1.4 Tuition for Distance Learning Courses and Programs. The policy revisions were needed to strengthen the oversight for setting tuition rates for distance education given the significant growth in distance education, the variety of delivery models being offered, and the Board's stance on affordability. The revised policy now requires the Board to approve special tuition rates for distance learning (e-Tuition rates).

The Board approved to freeze the FY 2017 e-Tuition rates to allow time for the review and analysis of e-Tuition rates. In FY 2018, most e-Tuition rates were held at FY 2017 levels. Reductions to e-Tuition rates occurred at Kennesaw State University and the University of North Georgia upon request of the institutions.

The e-Tuition rates presented in Appendix IIC contain the recommended rates for FY 2020. Continuing the plan to phase out undergraduate e-Tuition differentials and reaffirming the Board's commitment to affordability, the e-Tuition differentials for undergraduate programs have been reduced by a further 33% from fiscal year 2018 rates. This reflects the second year in a plan to phase out special tuition rates for undergraduate distance learning courses over three years.

Rates for graduate distance learning courses at most institutions will remain at the same level as fiscal year 2019. It is recommended that tuition rates for newly created online programs be assessed at the institution's current graduate distance learning rate.

The recommended tuition rate for the Online Master of Science in Computer Science (OMCS) at the Georgia Institute of Technology for fiscal year 2020 is \$180 per credit hour. This represents a \$10 increase over the fiscal year 2019 rate. Including mandatory fees, the total cost to the student over the course of the program will be \$6,905. This low total cost represents a significant value to the student for a highly sought-after degree.

### 3. **Fiscal Year 2020 Mandatory Fees**

**Recommended:** That the Board approve the proposed mandatory student fees for fiscal year 2020 for institutions of the University System of Georgia, to become effective Fall semester 2019. Recommended mandatory student fees appear in Appendix IIIA.

**Background:** By policy, the Board of Regents approves all mandatory fees and fee increases. The major mandatory fees include intercollegiate athletic fees; student health service fees; student activity fees; parking and transportation fees; technology fees; and, in recent years, fees to support private funding of facilities such as recreation centers, parking decks, student centers and similar projects. The recommendations contained in Appendix IIIA were developed following a review of institutional fee requests that considered, among other things, the current financial position of the programs and activities supported by fees. Each request was accompanied by documentation provided by the related institution concerning the committee review process required by Board of Regents policy, which requires each fee and the budget it supports to be reviewed by a committee comprised of at least fifty percent students, with a minimum of four students.

Mandatory fees are an important component of college costs. The recommended fee increases are to support important campus needs that enhance student engagement and support the overall goal of student retention and success. Overall, 92% of fees remain unchanged. A summary of recommended fee changes is provided below.

#### **Fee Increases & Decreases:**

Augusta University	<ul style="list-style-type: none"> <li>Wellness Fee, \$10</li> </ul>
Georgia Institute of Technology	<ul style="list-style-type: none"> <li>Health Fee, \$4</li> </ul>
University of Georgia	<ul style="list-style-type: none"> <li>Health Fee, \$3</li> <li>Transportation Fee, \$3</li> </ul>
Kennesaw State University	<ul style="list-style-type: none"> <li>International Fee, (\$5)</li> <li>Sports &amp; Rec Park Fee, \$5 (PPV)</li> </ul>
Valdosta State University	<ul style="list-style-type: none"> <li>Athletic Fieldhouse Fee, \$3 (PPV)</li> <li>Parking Deck Facilities Fee, \$20 (PPV)</li> <li>Student Center Fee, \$10 (PPV)</li> </ul>
Albany State University	<ul style="list-style-type: none"> <li>Athletic Fee, \$25</li> <li>Health Fee, \$10</li> <li>Transportation Fee, \$15</li> </ul>
Fort Valley State University	<ul style="list-style-type: none"> <li>Student Center Fee, \$30 (PPV)</li> </ul>
Georgia Southwestern State University	<ul style="list-style-type: none"> <li>Athletic Fee, \$10</li> </ul>
Middle Georgia State University	<ul style="list-style-type: none"> <li>Recreation Center Fee, \$25 (PPV)</li> </ul>
Atlanta Metropolitan State College	<ul style="list-style-type: none"> <li>Athletic Fee, (\$65)</li> <li>Student Center Fee, \$80 (PPV)</li> </ul>
East Georgia State College	<ul style="list-style-type: none"> <li>Access Card Fee, (\$15)</li> </ul>
Georgia Gwinnett College	<ul style="list-style-type: none"> <li>Health Fee, \$15</li> </ul>
Gordon State College	<ul style="list-style-type: none"> <li>Student Recreation Center Fee, \$30 (PPV)</li> </ul>



**3. Fiscal Year 2020 Mandatory Fees (Continued)**

**Mandatory Fee Reclassifications:**

The University of North Georgia (UNG) will expand health services to the Gainesville campus in January of 2020. This expansion is the result of strong student demand and over a year of planning on the part of the institution. Students on both the Dahlonega and Gainesville campuses will begin being assessed a fee of \$65 beginning in January of 2020. This is a reduction of \$5 from the \$70 fee currently paid by UNG Dahlonega students.

Beginning Fall 2019, Abraham Baldwin Agricultural College (ABAC) will assess the Access Card Fee on all campuses. This change addresses student safety and the need for students to carry ABAC identification on them at all locations. The fiscal year 2020 rate for this fee will remain \$20, which is equal to the rate approved for fiscal year 2019.

#### **4. Fiscal Year 2020 Elective Fees and Special Charges**

Recommended: Pursuant to Board Policy 7.3.2.2, that the Board approve the fiscal year 2020 elective fees and special charges as outlined in Appendix IIIB. These fees for institutions of the University System of Georgia become effective Fall semester 2019.

Background: Elective fees and special charges represent all other fees assessed to students outside of mandatory fees. These charges affect the overall cost of higher education.

In recent years, again with student affordability as a driving priority, several changes have been made to Board policy to increase the level of scrutiny and oversight of certain elective fees and special charges. Specifically, in January 2010, fees and special charges assessed to all students in a specific degree program began requiring Board approval. In February 2015, the Board approved additional policy revisions to ensure that fees charged to all students within a particular course are necessary and provide a direct and additional benefit to the classroom and educational experience.

Course fees and degree program fees are not intended to supplant tuition. While the majority of elective fees and special charges are approved at the institutional level, the policy revisions enhance the oversight of fees pertaining to instructional activities.

As required by Board policy 7.3.2.2, elective fees and special charges are reviewed on an annual basis to determine use, effectiveness, and appropriateness. The fees noted on page 8 represent increases or decreases to existing Board-approved elective fees and special charges. Page 8 also includes new fees that were requested for approval and implementation in Fall 2019. Institutions are allowed to charge the FY 2020 rate beginning in Fall 2019. The fees noted as “Discontinued” have been eliminated at the request of the institution. New fees noted as “Denied” are not being recommended for implementation.

A full list of Board-approved elective fees and special charges can be found in Appendix IIIB.

**4. Fiscal Year 2020 Elective Fees and Special Charges (Continued)**

	Description	FY 2019	FY 2020 Recommended Rate
<b>Augusta University</b>			
	Articulator Fee (Equipment) (Sophomore Only)	\$1,416	\$1,427
	ASDA Dues (Dental Medicine)	\$98	\$95
	Dental Instrument Fee	\$2,690	\$2,771
	Dentoforms (Equipment)	\$338	\$252
	Hand Piece Fee (Equipment)	\$648	\$798
	Nursing Liability Insurance	\$65	\$58
	Nursing Liability Insurance (BSN & CNL)	\$23	\$34
<b>Georgia State University</b>			
	RCB Graduate Program Fee	\$0	Denied
	Honors College Participation Fee	\$0	Denied
<b>University of West Georgia</b>			
	Education Field Experience Fee	\$50	Discontinued
<b>Clayton State University</b>			
	Family Nurse Practitioner Program Fee (paid 1st semester upon acceptance into program)	\$1,029	\$481
	Family Nurse Practitioner Course Fee	\$0	\$469
	Telecourse/Online Course Fee (Capped at \$75/semester)	\$25	\$15
<b>Columbus State University</b>			
	ARTH – Art Lab Fees	\$10 - \$60	\$10 - \$60
	CRJU 4698 Criminal Justice Internship	\$150	Discontinued
	LCEL - Counseling Independent Study / Internship Fee	\$15 - \$45	\$15 - \$90
	LCOM - Communication Lab	\$36	\$15
	LTED - Teacher Education Lab	\$10 - \$60	\$7 - \$43
	NCLN - Nursing Clinical Fee	\$25 - \$500	\$25 - \$490
	NLNT - Nursing Exam Fee (Pass-through fee for Nursing Certification Exams and test prep)	\$193 - \$400	\$100 - \$200
	Sociology 4405 Practicum Fee	\$150	Discontinued
	Sociology 4698 Internship	\$150	Discontinued
	UTCH – Uteach Field Experience / Student Teaching Fees	\$12 - \$200	\$12 - \$193
<b>Georgia Southwestern State University</b>			
	Biology 1107 Course Fee	\$15	\$15
	Education Ethics Course Fee	\$30	\$30
	Education Experience	\$300	\$300
	Nursing Testing Fee	\$460	\$460
	Professional Golf Management Lab Fee	\$100	Discontinued
	UNIV 1000 Course Fee	\$0	\$45
<b>University of North Georgia</b>			
	Nursing Testing Fee (4-pay) Phase Out from 4-Pay to 1-PAY	\$180	Discontinued
	Nursing Testing Fee (1-pay) New Payment Structure	\$777	\$794
	Nursing Clinical Personal Liability (Undergraduate)	\$15	\$15
	Nursing Clinical Personal Liability (Graduate)	\$15	\$17
<b>Dalton State College</b>			
	Internship Fee for Special Ed Autism Classes	\$50	Discontinued
<b>Georgia Highlands College</b>			
	Distance Learning Course Fee	\$17	\$9
<b>Gordon State College</b>			
	Nursing Course Packs - (B) ASN	\$0	\$82

## 5. **Fiscal Year 2020 Budget Allocations**

**Recommended:** That the Board approve the allocation of state appropriations for fiscal year 2020 among institutions and operating units of the University System of Georgia (“USG”) as outlined in Appendix IVB and Appendix IVC. All allocations for FY 2020 are pending the Governor’s signing of House Bill 31, the Appropriations Act for FY 2020.

**Further Recommended:** That the Board approve the FY 2020 Capital Budget, totaling \$262,560,000 as outlined in Appendix V.

**Background:** The total state funds budget for the USG at the beginning of FY 2019 was \$2.428 billion. The recommended state funds budget for FY 2020 is \$2.578 billion. Appendix IVA lists the changes from FY 2019 to FY 2020. Allocations by institution are shown in Appendix IVB. Appendix IVC lists the changes from FY 2019 to FY 2020 in the Special Funding Initiatives.

### **FY 2020 Budget:**

The state funds budget for FY 2020 is \$2.578 billion, including \$2.296 billion in formula funds and \$282 million in all other line items. The FY 2020 budget represents a total net increase of \$150.36 million, or 6.2%.

	<b>FY 2019 Original Budget</b>	<b>Additions</b>	<b>Reductions, Transfers, and Other Adjustments</b>	<b>Net Increase to Pass-Through Organizations</b>	<b>FY 2020 Original Budget</b>
Formula funds	\$ 2,153,266,402	\$ 144,370,151	\$ (1,375,000)		\$ 2,296,261,553
Line Items	274,978,830	8,450,877	(2,376,323)	\$ 1,293,948	282,347,332
<b>Total</b>	<b>\$ 2,428,245,232</b>	<b>\$ 152,821,028</b>	<b>\$ (3,751,323)</b>	<b>\$ 1,293,948</b>	<b>\$ 2,578,608,885</b>

### **FY 2020 Additions: \$152.82 Million**

The \$152.82 million increase for fiscal year 2020 includes the following major components:

- \$144.3 million for the formula funds:
  - \$82.69 million for instruction and educational costs due to increased credit hour production
  - \$3.53 million for maintenance and operations of new or expanded facilities
  - \$1.89 million for the TRS rate increase from 20.90% to 21.14%
  - \$6.80 million for increased employer share of health insurance for employees and retirees
  - \$44.20 million for merit-based pay adjustments and employee recruitment and retention initiatives
  - \$1.81 million for class size expansion at the AU/UGA Medical Partnership
  - \$3.41 million for DOAS administered self-insurance programs

**5. Fiscal Year 2020 Budget Allocations (continued)**

- \$8.45 million in increases for line items:
  - \$212,561 for the TRS rate increase from 20.90% to 21.14%
  - \$162,234 for increased employer share of health insurance for employees and retirees
  - \$3.48 million for merit-based pay adjustments and employee recruitment and retention initiatives
  - \$59,327 for adjustments to Department of Administrative Services (DOAS) administered self-insurance programs
  - \$1.38 million for increased costs of maintenance & operations, security, and network equipment and the Georgia Cyber Innovation and Training Center
  - \$747,600 for law enforcement security at 4-H youth camps
  - \$641,580 for two precision agriculture and one vegetable breeder faculty positions jointly funded in the Agricultural Experiment Station and Cooperative Extension Service programs
  - \$656,640 for twelve educator positions at the Cooperative Extension Service
  - \$197,745 increase to the Georgia Public Library Service for the public libraries grant formula based on an increase in the state population
  - \$544,761 increase to the Georgia Public Library Service for the public libraries grant formula to provide for \$0.35 per capita funding for materials grants
  - \$250,000 for the Manufacturing Extension Partnership with the Georgia Consortium for Advanced Technical Training (GA CATT).
  - \$100,000 for recruitment and mentoring for Undergraduate Minorities and Women pursuing STEM degrees or Certificate Programs with an Emphasis in Cybersecurity

These increases reflect the State's continued commitment to the University System of Georgia to fulfill its mission of teaching, research and service.

**FY 2020 Net Reductions, Transfers, Other Adjustments and Changes to Pass-Through Organizations: (-\$2.45 Million)**

- Reduce funding for Georgia Gwinnett College by \$1.375 million to reflect year six of the plan to eliminate start-up funds over a seven-year period
- Reduce the Health Professions Initiative SFI by \$1.9 million to reflect program completion
- Eliminate \$223,823 in one-time funds for whitefly research at the Agricultural Experiment Station
- Eliminate \$220,000 in one-time funds for building maintenance and the demolition of surplus buildings at the Forestry Cooperative Extension
- Eliminate \$32,500 one-time funds at the Veterinary Medicine Experiment Station
- Net increase of \$1.29 million in funding for the pass-through organizations Georgia Military College and the Georgia Public Telecommunications Commission

**5. Fiscal Year 2020 Budget Allocations (continued)****FY 2020 Allocation Recommendations:**

Allocations of state funds by institution are listed in Appendix IVB.

- The strategy employed in allocating the \$82.69 million in new enrollment funding seeks to appropriate funding for growth while mitigating reductions on a case-by-case basis, after carefully assessing the impact on each institution.
- Allocations of funding for maintenance and operations for new & expanded space are allocated based on institutional projections of cost increases.
- Allocations of merit funding are allocated to institutions in proportion to salary requirements at each institution.
- Allocations of funding for health insurance and TRS increases are allocated based on institutional benefit enrollment.
- Any changes identified specifically by House Bill 31 were made accordingly.

**FY 2020 Capital Budget:**

The total budget for capital projects for the Board of Regents is \$262.56 million. The capital projects are as follows:

- \$50.0 million for Major Repairs and Rehabilitation (MRR) for USG institutions.
- \$7.9 million for equipment for buildings previously funded for design and construction at Abraham Baldwin Agricultural College, Columbus State University, and Georgia Southern University.
- \$144.9 million in construction funds for projects at Georgia College and State University, Georgia State University, Kennesaw State University, Middle Georgia State University, University of North Georgia, and the University of West Georgia.
- \$9.0 million in planning and design funds for Dalton State College, Georgia Institute of Technology, the University of Georgia, and the University of North Georgia.
- \$30.9 million for 8 small capital projects at various institutions
- \$150,000 for security improvements at 4-H centers
- \$5.0 million for equipment for the Georgia Research Alliance
- \$13.2 million for the Georgia Public Libraries
- \$250,000 for Georgia Public Telecommunications Commission
- \$1.2 million for the Georgia Military College

**APPENDIX I**

**BOARD OF REGENTS OF THE UNIVERSITY SYSTEM OF GEORGIA  
FISCAL YEAR 2019 ALLOCATION OF STATE APPROPRIATIONS BASED ON THE AMENDED BUDGET (HB30)**

Institution	FY 2019 Original Budget: State Appropriations	Additions	Reductions, Transfers, and Other Adjustments	FY 2019 Amended Budget: State Appropriations
<b>Formula Funds</b>				
Augusta University	\$ 209,378,976	\$ 1,414,367	\$ -	\$ 210,793,343
Georgia Institute of Technology	\$ 291,296,642	\$ 135,951	\$ -	\$ 291,432,593
Georgia State University	\$ 275,716,404	\$ 228,499	\$ -	\$ 275,944,903
University of Georgia	\$ 396,427,057	\$ 213,014	\$ -	\$ 396,640,071
Georgia Southern University	\$ 140,001,902	\$ 48,062	\$ -	\$ 140,049,964
Kennesaw State University	\$ 148,941,534	\$ 92,550	\$ -	\$ 149,034,084
University of West Georgia	\$ 64,401,237	\$ 36,894	\$ -	\$ 64,438,131
Valdosta State University	\$ 50,878,036	\$ 107,845	\$ -	\$ 50,985,881
Albany State University	\$ 30,252,949	\$ 10,915	\$ -	\$ 30,263,864
Clayton State University	\$ 27,229,079	\$ 13,768	\$ -	\$ 27,242,847
Columbus State University	\$ 42,996,424	\$ 10,990	\$ -	\$ 43,007,414
Fort Valley State University	\$ 23,080,885	\$ 14,251	\$ -	\$ 23,095,136
Georgia College & State University	\$ 38,476,393	\$ 9,870	\$ -	\$ 38,486,263
Georgia Southwestern State University	\$ 14,958,663	\$ 3,377	\$ -	\$ 14,962,040
Middle Georgia State University	\$ 34,924,916	\$ 17,149	\$ -	\$ 34,942,065
Savannah State University	\$ 25,105,384	\$ 15,342	\$ -	\$ 25,120,726
University of North Georgia	\$ 79,779,895	\$ 13,235	\$ -	\$ 79,793,130
Abraham Baldwin Agricultural College	\$ 24,619,899	\$ 10,808	\$ -	\$ 24,630,707
Atlanta Metropolitan State College	\$ 10,321,200	\$ 9,010	\$ -	\$ 10,330,210
College of Coastal Georgia	\$ 16,757,098	\$ 10,131	\$ -	\$ 16,767,229
Dalton State College	\$ 17,993,729	\$ 5,792	\$ -	\$ 17,999,521
East Georgia State College	\$ 9,866,396	\$ 2,543	\$ -	\$ 9,868,939
Georgia Gwinnett College	\$ 58,096,732	\$ 5,046	\$ -	\$ 58,101,778
Georgia Highlands College	\$ 19,733,508	\$ 11,470	\$ -	\$ 19,744,978
Gordon State College	\$ 12,610,025	\$ 18,186	\$ -	\$ 12,628,211
South Georgia State College	\$ 11,442,667	\$ 3,370	\$ -	\$ 11,446,037
University System Office (RCO, ITS, SSC)	\$ 69,927,821		\$ -	\$ 69,927,821
System Services & Initiatives	\$ 5,001,684		\$ -	\$ 5,001,684
Alternative Media Access Center (AMAC)	\$ 1,420,095		\$ -	\$ 1,420,095
UGA Skidaway Inst of Oceanography-A	\$ 1,629,172		\$ -	\$ 1,629,172
<b>Total Formula Funds</b>	<b>\$ 2,153,266,402</b>	<b>\$ 2,462,435</b>	<b>\$ -</b>	<b>\$ 2,155,728,837</b>
<b>Line Items and Pass Through Organizations</b>				
Agricultural Experiment Station	\$ 46,675,198	\$ -	\$ (300,675)	\$ 46,374,523
Cooperative Extension Service	\$ 41,618,743	\$ 180,000	\$ (148,926)	\$ 41,649,817
Enterprise Innovation Institute	\$ 19,576,909	\$ -	\$ -	\$ 19,576,909
Forestry Cooperative Extension	\$ 1,215,128	\$ -	\$ -	\$ 1,215,128
Forestry Research	\$ 2,959,850	\$ -	\$ -	\$ 2,959,850
Georgia Archives	\$ 4,751,990	\$ -	\$ -	\$ 4,751,990
Georgia Cyber Innovation and Training Center	\$ 4,407,753	\$ 153,634	\$ -	\$ 4,561,387
Georgia Research Alliance	\$ 5,117,588	\$ -	\$ -	\$ 5,117,588
Georgia Tech Research Institute	\$ 6,094,956	\$ -	\$ -	\$ 6,094,956
Marine Institute	\$ 1,013,238	\$ -	\$ -	\$ 1,013,238
Marine Resources Extension Center	\$ 1,554,929	\$ -	\$ -	\$ 1,554,929
MCG Hospitals and Clinics	\$ 31,992,211	\$ 9,991,818	\$ -	\$ 41,984,029
Public Libraries	\$ 38,710,715	\$ 366,859	\$ -	\$ 39,077,574
Regents Central Office-B	\$ 12,327,579	\$ 47,748	\$ -	\$ 12,375,327
Skidaway Institute of Oceanography-B	\$ 1,524,845	\$ -	\$ -	\$ 1,524,845
Special Funding Initiatives	\$ 28,540,259	\$ -	\$ (495,377)	\$ 28,044,882
Veterinary Medicine Experiment Station	\$ 4,641,590	\$ -	\$ (133,333)	\$ 4,508,257
Veterinary Medicine Teaching Hospital	\$ 479,119	\$ -	\$ -	\$ 479,119
<b>Total Line Items</b>	<b>\$ 253,202,600</b>	<b>\$ 10,740,059</b>	<b>\$ (1,078,311)</b>	<b>\$ 262,864,348</b>
Georgia Military College	\$ 6,580,422	\$ 498,631	\$ -	\$ 7,079,053
Georgia Public Telecommunications Commission	\$ 15,195,808	\$ 1,731	\$ -	\$ 15,197,539
<b>Total Pass Through Organizations</b>	<b>\$ 21,776,230</b>	<b>\$ 500,362</b>	<b>\$ -</b>	<b>\$ 22,276,592</b>
<b>Total Line Items and Pass Through Organizations</b>	<b>\$ 274,978,830</b>	<b>\$ 11,240,421</b>	<b>\$ (1,078,311)</b>	<b>\$ 285,140,940</b>
<b>Total State Appropriations</b>	<b>\$ 2,428,245,232</b>	<b>\$ 13,702,856</b>	<b>\$ (1,078,311)</b>	<b>\$ 2,440,869,777</b>

**APPENDIX IIA**

**UNIVERSITY SYSTEM OF GEORGIA  
TUITION RATES PER SEMESTER - FISCAL YEAR 2020  
EFFECTIVE FALL SEMESTER**

<b>FLAT TUITION MODEL</b>				
Flat rate of tuition applies to encourage students to take 15 hours and graduate in four years				
	<b>IN-STATE</b>		<b>OUT-OF-STATE</b>	
	<b>FY 2019</b>	<b>FY 2020</b>	<b>FY 2019</b>	<b>FY 2020</b>
<b>Georgia Institute of Technology</b>				
More than 6 hours	\$ 5,004.00	\$ 5,129.00	\$ 15,302.00	\$ 15,685.00
6 hours or less	\$ 2,974.00	\$ 3,048.00	\$ 9,081.00	\$ 9,308.00
<b>University of Georgia</b>				
More than 6 hours	\$ 4,776.00	\$ 4,895.00	\$ 14,063.00	\$ 14,415.00
6 hours or less	\$ 2,838.00	\$ 2,909.00	\$ 8,346.00	\$ 8,555.00
<b>Georgia College and State University</b>				
More than 6 hours	\$ 3,662.00	\$ 3,754.00	\$ 13,019.00	\$ 13,344.00
6 hours or less	\$ 2,168.00	\$ 2,222.00	\$ 7,725.00	\$ 7,918.00
<b>Augusta University – Health Sciences Campus</b>				
10 hours or more	\$ 4,324.00	\$ 4,432.00	\$ 13,843.00	\$ 14,189.00
9 hours or less (Per Credit Hour)	\$ 288.27	\$ 295.47	\$ 922.87	\$ 945.93
<b>Augusta University - Summerville Campus</b>				
10 hours or more	\$ 3,362.00	\$ 3,446.00	\$ 10,863.00	\$ 11,135.00
9 hours or less (Per Credit Hour)	\$ 224.14	\$ 229.73	\$ 724.20	\$ 742.33
<b>REGULAR TUITION MODEL (Per credit hour rates apply up to 15 hours)</b>				
	<b>IN-STATE</b>		<b>OUT-OF-STATE</b>	
	<b>FY 2019</b>	<b>FY 2020</b>	<b>FY 2019</b>	<b>FY 2020</b>
<b>RESEARCH UNIVERSITIES</b>				
<b>Georgia State University</b>	\$ 4,365.00	\$ 4,474.00	\$ 13,652.00	\$ 13,993.00
Per Credit Hour	\$ 291.00	\$ 298.27	\$ 910.14	\$ 932.87
<b>Perimeter College at Georgia State University</b>	\$ 1,390.00	\$ 1,425.00	\$ 5,263.00	\$ 5,395.00
Per Credit Hour	\$ 92.67	\$ 95.00	\$ 350.87	\$ 359.67
<b>REGIONAL UNIVERSITIES</b>				
<b>Georgia Southern University</b>	\$ 2,665.00	\$ 2,732.00	\$ 9,406.00	\$ 9,641.00
Per Credit Hour	\$ 177.67	\$ 182.13	\$ 627.07	\$ 642.73
<b>Kennesaw State University</b>	\$ 2,713.00	\$ 2,781.00	\$ 9,576.00	\$ 9,815.00
Per Credit Hour	\$ 180.87	\$ 185.40	\$ 638.40	\$ 654.33
<b>University of West Georgia</b>	\$ 2,665.00	\$ 2,732.00	\$ 9,406.00	\$ 9,641.00
Per Credit Hour	\$ 177.67	\$ 182.13	\$ 627.07	\$ 642.73
<b>Valdosta State University</b>	\$ 2,665.00	\$ 2,732.00	\$ 9,406.00	\$ 9,641.00
Per Credit Hour	\$ 177.67	\$ 182.13	\$ 627.07	\$ 642.73
<b>STATE UNIVERSITIES</b>				
<b>Albany State University - Four Year Degrees</b>	\$ 2,478.00	\$ 2,540.00	\$ 9,016.00	\$ 9,241.00
Per Credit Hour	\$ 165.20	\$ 169.33	\$ 601.07	\$ 616.07
<b>Albany State University - Two Year Degrees</b>	\$ 1,390.00	\$ 1,425.00	\$ 5,263.00	\$ 5,395.00
Per Credit Hour	\$ 92.67	\$ 95.00	\$ 350.87	\$ 359.67
<b>Clayton State University</b>	\$ 2,478.00	\$ 2,540.00	\$ 9,016.00	\$ 9,241.00
Per Credit Hour	\$ 165.20	\$ 169.33	\$ 601.07	\$ 616.07
<b>Columbus State University</b>	\$ 2,665.00	\$ 2,732.00	\$ 9,406.00	\$ 9,641.00
Per Credit Hour	\$ 177.67	\$ 182.13	\$ 627.07	\$ 642.73
<b>Fort Valley State University</b>	\$ 2,478.00	\$ 2,540.00	\$ 9,016.00	\$ 9,241.00
Per Credit Hour	\$ 165.20	\$ 169.33	\$ 601.07	\$ 616.07
<b>Georgia Southwestern State University</b>	\$ 2,478.00	\$ 2,540.00	\$ 9,016.00	\$ 9,241.00
Per Credit Hour	\$ 165.20	\$ 169.33	\$ 601.07	\$ 616.07
<b>Middle Georgia State University</b>	\$ 1,663.00	\$ 1,705.00	\$ 6,143.00	\$ 6,297.00
Per Credit Hour	\$ 110.87	\$ 113.67	\$ 409.54	\$ 419.80
<b>Savannah State University</b>	\$ 2,478.00	\$ 2,540.00	\$ 9,016.00	\$ 9,241.00
Per Credit Hour	\$ 165.20	\$ 169.33	\$ 601.07	\$ 616.07
<b>University of North Georgia - Four Year Degrees</b>	\$ 2,730.00	\$ 2,798.00	\$ 9,636.00	\$ 9,877.00
Per Credit Hour	\$ 182.00	\$ 186.53	\$ 642.40	\$ 658.47
<b>University of North Georgia - Two-Year Degrees</b>	\$ 1,563.00	\$ 1,602.00	\$ 5,774.00	\$ 5,918.00
Per Credit Hour	\$ 104.20	\$ 106.80	\$ 384.94	\$ 394.53



**APPENDIX IIA**

**UNIVERSITY SYSTEM OF GEORGIA  
TUITION RATES PER SEMESTER - FISCAL YEAR 2020  
EFFECTIVE FALL SEMESTER**

<b>REGULAR TUITION MODEL (Per credit hour rates apply up to 15 hours)</b>				
	<b>IN-STATE</b>		<b>OUT-OF-STATE</b>	
	<b>FY 2019</b>	<b>FY 2020</b>	<b>FY 2019</b>	<b>FY 2020</b>
<b>STATE COLLEGES</b>				
<b>Georgia Gwinnett College</b>	\$ 1,960.00	\$ 2,009.00	\$ 7,317.00	\$ 7,500.00
Per Credit Hour	\$ 130.67	\$ 133.93	\$ 487.80	\$ 500.00
<b>Abraham Baldwin Agricultural College</b>	\$ 1,563.00	\$ 1,602.00	\$ 5,774.00	\$ 5,918.00
Per Credit Hour	\$ 104.20	\$ 106.80	\$ 384.94	\$ 394.53
<b>Atlanta Metropolitan State College</b>	\$ 1,479.00	\$ 1,516.00	\$ 5,519.00	\$ 5,657.00
Per Credit Hour	\$ 98.60	\$ 101.07	\$ 367.94	\$ 377.13
<b>College of Coastal Georgia</b>	\$ 1,563.00	\$ 1,602.00	\$ 5,774.00	\$ 5,918.00
Per Credit Hour	\$ 104.20	\$ 106.80	\$ 384.94	\$ 394.53
<b>Dalton State College</b>	\$ 1,563.00	\$ 1,602.00	\$ 5,774.00	\$ 5,918.00
Per Credit Hour	\$ 104.20	\$ 106.80	\$ 384.94	\$ 394.53
<b>Gordon State College</b>	\$ 1,563.00	\$ 1,602.00	\$ 5,774.00	\$ 5,918.00
Per Credit Hour	\$ 104.20	\$ 106.80	\$ 384.94	\$ 394.53
<b>East Georgia State College</b>	\$ 1,390.00	\$ 1,425.00	\$ 5,263.00	\$ 5,395.00
Per Credit Hour	\$ 92.67	\$ 95.00	\$ 350.87	\$ 359.67
<b>Georgia Highlands College</b>	\$ 1,390.00	\$ 1,425.00	\$ 5,263.00	\$ 5,395.00
Per Credit Hour	\$ 92.67	\$ 95.00	\$ 350.87	\$ 359.67
<b>South Georgia State College</b>	\$ 1,390.00	\$ 1,425.00	\$ 5,263.00	\$ 5,395.00
Per Credit Hour	\$ 92.67	\$ 95.00	\$ 350.87	\$ 359.67

**APPENDIX IIB**  
**UNIVERSITY SYSTEM OF GEORGIA**  
**GRADUATE & PROFESSIONAL PROGRAM TUITION RATES PER SEMESTER - FISCAL YEAR 2020**  
**EFFECTIVE FALL SEMESTER**

	In-State Tuition FY 2019 Rate	In-State Tuition FY 2020 Recommended Rate	Out-of-State Tuition FY 2019 Rate	Out-of-State Tuition FY 2020 Recommended Rate
<b>Augusta University</b>				
Graduate - Full Time	\$ 2,572.00	\$ 2,752.00	\$ 8,772.00	\$ 9,386.00
Graduate - Less than 12 credit hours	\$ 215.00	\$ 230.00	\$ 731.00	\$ 783.00
Health Sciences Graduate - Full Time	\$ 4,548.00	\$ 4,684.00	\$ 12,962.00	\$ 12,962.00
Health Sciences Graduate - Less than 12 credit hours	\$ 379.00	\$ 391.00	\$ 1,081.00	\$ 1,081.00
<u>Master of Business Administration</u>				
Full-time	\$ 2,655.00	\$ 2,752.00	\$ 8,855.00	\$ 9,386.00
Less than 12 credit hours	\$ 222.00	\$ 230.00	\$ 738.00	\$ 783.00
<u>Ed.D in Educational Innovation*</u>				
Full-time	\$ 3,540.00	\$ 3,720.00	\$ 9,740.00	\$ 10,354.00
Less than 12 credit hours	\$ 295.00	\$ 310.00	\$ 812.00	\$ 863.00
<i>*The rates for the Ed.D. in Educational Innovation Leadership Degree program are effective Summer 2019.</i>				
<u>Medical School</u>				
Full-time	\$ 14,179.00	\$ 14,463.00	\$ 28,358.00	\$ 28,925.00
Less than 12 credit hours	\$ 1,182.00	\$ 1,206.00	\$ 2,364.00	\$ 2,411.00
<u>MHS - Occupational Therapy</u>				
Full-time	\$ 5,806.00	\$ 5,806.00	\$ 14,220.00	\$ 14,220.00
Less than 12 credit hours	\$ 484.00	\$ 484.00	\$ 1,185.00	\$ 1,185.00
<u>Masters Physician Assistant</u>				
Full-time	\$ 6,975.00	\$ 6,975.00	\$ 13,950.00	\$ 13,950.00
Less than 12 credit hours	\$ 582.00	\$ 582.00	\$ 1,163.00	\$ 1,163.00
<u>Doctor of Physical Therapy</u>				
Full-time	\$ 5,494.00	\$ 5,494.00	\$ 12,362.00	\$ 12,362.00
Less than 12 credit hours	\$ 458.00	\$ 458.00	\$ 1,031.00	\$ 1,031.00
<b>The following tuition rates reflect the Dental Medicine degree program's transition from a 3 semester/12 month year model to a 2 semester/12 month year model. Total tuition for the 4 year program of study is unchanged.</b>				
<u>Dental Medicine</u> (Students Entering Fall 2016 - Class of 2020)				
Full-time	\$ 11,625.00	\$ 11,974.00	\$ 28,588.00	\$ 29,446.00
Less than 12 credit hours	\$ 969.00	\$ 998.00	\$ 2,383.00	\$ 2,454.00
<u>Dental Medicine</u> (Students Entering Fall 2017 - Class of 2021)				
Full-time	\$ 12,400.00	\$ 12,772.00	\$ 30,493.00	\$ 31,408.00
Less than 12 credit hours	\$ 1,034.00	\$ 1,065.00	\$ 2,542.00	\$ 2,618.00
<u>Dental Medicine</u> (Students Entering Fall 2018 & Subsequent Years)				
Full-time	\$ 12,788.00	\$ 13,172.00	\$ 31,446.00	\$ 32,389.00
Less than 12 credit hours	\$ 1,066.00	\$ 1,098.00	\$ 2,621.00	\$ 2,700.00
<u>Nursing Ph.D.</u>				
Full-time	\$ 4,684.00	\$ 4,684.00	\$ 13,098.00	\$ 13,098.00
Less than 12 credit hours	\$ 391.00	\$ 391.00	\$ 1,092.00	\$ 1,092.00
<u>MSN Clinical Nurse Leader</u>				
Full-time	\$ 5,806.00	\$ 6,000.00	\$ 14,220.00	\$ 14,695.00
Less than 12 credit hours	\$ 484.00	\$ 500.00	\$ 1,185.00	\$ 1,225.00

**APPENDIX IIB**  
**UNIVERSITY SYSTEM OF GEORGIA**  
**GRADUATE & PROFESSIONAL PROGRAM TUITION RATES PER SEMESTER - FISCAL YEAR 2020**  
**EFFECTIVE FALL SEMESTER**

	In-State Tuition FY 2019 Rate	In-State Tuition FY 2020 Recommended Rate	Out-of-State Tuition FY 2019 Rate	Out-of-State Tuition FY 2020 Recommended Rate
<u>MSN Nurse Anesthesia</u>				
Full-time	\$ 7,994.00	\$ 7,994.00	\$ 16,408.00	\$ 16,408.00
Less than 12 credit hours	\$ 667.00	\$ 667.00	\$ 1,368.00	\$ 1,368.00
<u>Doctor of Nursing Practice (DNP)</u>				
Full-time	\$ 5,160.00	\$ 5,160.00	\$ 13,574.00	\$ 13,574.00
Less than 12 credit hours	\$ 430.00	\$ 430.00	\$ 1,132.00	\$ 1,132.00
<u>DNP Nurse Anesthesia</u>				
Full-time	\$ 9,000.00	\$ 9,000.00	\$ 18,000.00	\$ 18,000.00
Less than 12 credit hours	\$ 750.00	\$ 750.00	\$ 1,500.00	\$ 1,500.00
<u>Masters of Public Health</u>				
Full-time	\$ 5,160.00	\$ 5,160.00	\$ 13,574.00	\$ 13,574.00
Less than 12 credit hours	\$ 430.00	\$ 430.00	\$ 1,132.00	\$ 1,132.00
<u>Masters of Science in Medical Illustration</u>				
Full-time	\$ 5,374.00	\$ 5,374.00	\$ 13,788.00	\$ 13,788.00
Less than 12 credit hours	\$ 448.00	\$ 448.00	\$ 1,149.00	\$ 1,149.00
<b>Georgia Institute of Technology</b>				
Graduate - Full Time	\$ 6,894.00	\$ 7,032.00	\$ 14,284.00	\$ 14,570.00
Graduate - Less than 12 credit hours	\$ 575.00	\$ 586.00	\$ 1,191.00	\$ 1,215.00
<u>Master of Business Administration</u>				
Full-time	\$ 14,616.00	\$ 14,754.00	\$ 20,090.00	\$ 20,376.00
Less than 12 credit hours	\$ 1,218.00	\$ 1,230.00	\$ 1,675.00	\$ 1,698.00
<u>Master of Science in Analytics</u>				
Full-time	\$ 14,465.00	\$ 14,603.00	\$ 19,975.00	\$ 20,261.00
Less than 12 credit hours	\$ 1,206.00	\$ 1,217.00	\$ 1,665.00	\$ 1,689.00
<u>MS in Building Construction and Integrated Facilities Management</u>				
Full-time	\$ 9,620.00	\$ 9,758.00	\$ 19,554.00	\$ 19,840.00
Less than 12 credit hours	\$ 802.00	\$ 814.00	\$ 1,630.00	\$ 1,654.00
<u>MS in Prosthetics and Orthotics</u>				
Full-time	\$ 8,145.00	\$ 8,283.00	\$ 18,662.00	\$ 18,948.00
Less than 12 credit hours	\$ 679.00	\$ 691.00	\$ 1,556.00	\$ 1,579.00
<u>MS in Quantitative &amp; Computational Finance</u>				
Full-time	\$ 8,655.00	\$ 8,793.00	\$ 19,037.00	\$ 19,323.00
Less than 12 credit hours	\$ 722.00	\$ 733.00	\$ 1,587.00	\$ 1,611.00
<u>MS in Supply Chain Engineering</u>				
Full-time	\$ 8,145.00	\$ 8,283.00	\$ 18,662.00	\$ 18,948.00
Less than 12 credit hours	\$ 679.00	\$ 691.00	\$ 1,556.00	\$ 1,579.00
<u>MS in Bioinformatics</u>				
Full-time	\$ 8,121.00	\$ 8,259.00	\$ 18,059.00	\$ 18,345.00
Less than 12 credit hours	\$ 677.00	\$ 689.00	\$ 1,505.00	\$ 1,529.00
<u>MS in Industrial Design</u>				
Full-time	\$ 8,889.00	\$ 9,027.00	\$ 17,318.00	\$ 17,604.00
Less than 12 credit hours	\$ 741.00	\$ 753.00	\$ 1,444.00	\$ 1,467.00

**APPENDIX IIB**  
**UNIVERSITY SYSTEM OF GEORGIA**  
**GRADUATE & PROFESSIONAL PROGRAM TUITION RATES PER SEMESTER - FISCAL YEAR 2020**  
**EFFECTIVE FALL SEMESTER**

	In-State Tuition FY 2019 Rate	In-State Tuition FY 2020 Recommended Rate	Out-of-State Tuition FY 2019 Rate	Out-of-State Tuition FY 2020 Recommended Rate
<u>MS in Music Technology</u>				
Full-time	\$ 8,621.00	\$ 8,759.00	\$ 16,012.00	\$ 16,298.00
Less than 12 credit hours	\$ 719.00	\$ 730.00	\$ 1,335.00	\$ 1,359.00
<u>Joint Ph.D in Biomedical Engineering</u>				
Full-time	\$ 8,925.00	\$ 9,063.00	\$ 21,874.00	\$ 22,160.00
Less than 12 credit hours	\$ 744.00	\$ 756.00	\$ 1,823.00	\$ 1,847.00
<u>Evening MBA (EMBA)</u>	Credit Hour Rate	Credit Hour Rate	Credit Hour Rate	Credit Hour Rate
	\$ 1,121.00	\$ 1,132.00	\$ 1,524.00	\$ 1,548.00
<u>MS in Electrical &amp; Computer Engineering</u>				
Full-time	\$ 6,894.00	\$ 8,238.00	\$ 14,284.00	\$ 17,070.00
Less than 12 credit hours	\$ 575.00	\$ 687.00	\$ 1,191.00	\$ 1,423.00
<u>MS Electrical &amp; Computer Engineering (Shenzhen)</u>				
More than 3 credit hours	\$ 5,880.00	\$ 5,880.00	\$ 5,880.00	\$ 5,880.00
3 credit hours or less	\$ 1,764.00	\$ 1,764.00	\$ 1,764.00	\$ 1,764.00
<u>Master of Architecture</u>				
Full-time	\$ 8,889.00	\$ 9,027.00	\$ 16,279.00	\$ 16,565.00
Less than 12 credit hours	\$ 741.00	\$ 753.00	\$ 1,357.00	\$ 1,381.00
<u>Master of City &amp; Regional Planning</u>				
Full-time	\$ 8,317.00	\$ 8,455.00	\$ 15,707.00	\$ 15,993.00
Less than 12 credit hours	\$ 694.00	\$ 705.00	\$ 1,309.00	\$ 1,333.00
<u>MS Urban Design</u>				
Full-time	\$ 8,889.00	\$ 9,027.00	\$ 16,279.00	\$ 16,565.00
Less than 12 credit hours	\$ 741.00	\$ 753.00	\$ 1,357.00	\$ 1,381.00
<u>MS Biomedical Innovation &amp; Development</u>				
Full-time	\$ 12,915.00	\$ 13,053.00	\$ 20,305.00	\$ 20,591.00
Less than 12 credit hours	\$ 1,077.00	\$ 1,088.00	\$ 1,693.00	\$ 1,716.00
<u>MS Geographic Information Science &amp; Technology</u>				
Full-time	\$ 8,317.00	\$ 8,455.00	\$ 15,707.00	\$ 15,993.00
Less than 12 credit hours	\$ 694.00	\$ 705.00	\$ 1,309.00	\$ 1,333.00
<u>MS Human Computer Interaction</u>				
Full-time	\$ 7,894.00	\$ 8,032.00	\$ 17,418.00	\$ 17,704.00
Less than 12 credit hours	\$ 658.00	\$ 670.00	\$ 1,452.00	\$ 1,476.00
	<b>Total Program Cost/Semester</b>		<b>Total Program Cost/Semester</b>	
Executive Master's in International Logistics	\$ 15,300.00	\$ 15,300.00	\$ 15,300.00	\$ 15,300.00
	<b>Total Program Cost</b>		<b>Total Program Cost</b>	
Executive MS in Enterprise Transformation	\$ 30,000.00	\$ 30,000.00	\$ 30,000.00	\$ 30,000.00
Executive MBA Program	\$ 79,000.00	\$ 82,500.00	\$ 79,000.00	\$ 82,500.00

**APPENDIX IIB**  
**UNIVERSITY SYSTEM OF GEORGIA**  
**GRADUATE & PROFESSIONAL PROGRAM TUITION RATES PER SEMESTER - FISCAL YEAR 2020**  
**EFFECTIVE FALL SEMESTER**

	In-State Tuition FY 2019 Rate	In-State Tuition FY 2020 Recommended Rate	Out-of-State Tuition FY 2019 Rate	Out-of-State Tuition FY 2020 Recommended Rate
<b>Georgia State University</b>				
Graduate - Full Time	\$ 4,680.00	\$ 4,776.00	\$ 15,012.00	\$ 15,108.00
Graduate - Less than 12 credit hours	\$ 390.00	\$ 398.00	\$ 1,251.00	\$ 1,259.00
<u>Law</u>				
<u>J.D. Program</u>				
Full-time	\$ 7,404.00	\$ 7,884.00	\$ 17,208.00	\$ 17,688.00
Less than 12 credit hours	\$ 617.00	\$ 657.00	\$ 1,434.00	\$ 1,474.00
<u>Law</u>				
<u>LL.M. Program</u>				
Full-time	\$ 7,404.00	\$ 7,884.00	\$ 17,208.00	\$ 17,688.00
Less than 12 credit hours	\$ 617.00	\$ 657.00	\$ 1,434.00	\$ 1,474.00
<u>MBA</u>				
Full-time	\$ 5,892.00	\$ 5,988.00	\$ 15,600.00	\$ 15,696.00
Less than 12 credit hours	\$ 491.00	\$ 499.00	\$ 1,300.00	\$ 1,308.00
<u>Master of Professional Accountancy</u>				
Full-time	\$ 5,892.00	\$ 5,988.00	\$ 15,600.00	\$ 15,696.00
Less than 12 credit hours	\$ 491.00	\$ 499.00	\$ 1,300.00	\$ 1,308.00
<u>Master of Actuarial Science</u>				
Full-time	\$ 5,892.00	\$ 5,988.00	\$ 15,600.00	\$ 15,696.00
Less than 12 credit hours	\$ 491.00	\$ 499.00	\$ 1,300.00	\$ 1,308.00
<u>MS - Economics (Business Economics)</u>				
Full-time	\$ 5,892.00	\$ 5,988.00	\$ 15,600.00	\$ 15,696.00
Less than 12 credit hours	\$ 491.00	\$ 499.00	\$ 1,300.00	\$ 1,308.00
<u>MS - Managerial Sciences</u>				
Full-time	\$ 5,892.00	\$ 5,988.00	\$ 15,600.00	\$ 15,696.00
Less than 12 credit hours	\$ 491.00	\$ 499.00	\$ 1,300.00	\$ 1,308.00
<u>MS - Mathematical Risk Management</u>				
Full-time	\$ 5,892.00	\$ 5,988.00	\$ 15,600.00	\$ 15,696.00
Less than 12 credit hours	\$ 491.00	\$ 499.00	\$ 1,300.00	\$ 1,308.00
<u>MS - Risk Management &amp; Insurance</u>				
Full-time	\$ 5,892.00	\$ 5,988.00	\$ 15,600.00	\$ 15,696.00
Less than 12 credit hours	\$ 491.00	\$ 499.00	\$ 1,300.00	\$ 1,308.00
<u>MS/Ph.D - Nursing</u>				
Full-time	\$ 4,752.00	\$ 4,848.00	\$ 15,084.00	\$ 15,180.00
Less than 12 credit hours	\$ 396.00	\$ 404.00	\$ 1,257.00	\$ 1,265.00
<u>Clinical Doctorate (DPT) - Physical Therapy</u>				
Full-time	\$ 4,788.00	\$ 4,884.00	\$ 15,120.00	\$ 15,216.00
Less than 12 credit hours	\$ 399.00	\$ 407.00	\$ 1,260.00	\$ 1,268.00
<u>Ph.D - Public Health</u>				
Full-time	\$ 5,004.00	\$ 5,100.00	\$ 15,336.00	\$ 15,432.00
Less than 12 credit hours	\$ 417.00	\$ 425.00	\$ 1,278.00	\$ 1,286.00
<u>Master of Public Health</u>				
Full-time	\$ 5,004.00	\$ 5,100.00	\$ 15,336.00	\$ 15,432.00
Less than 12 credit hours	\$ 417.00	\$ 425.00	\$ 1,278.00	\$ 1,286.00

**APPENDIX IIB**  
**UNIVERSITY SYSTEM OF GEORGIA**  
**GRADUATE & PROFESSIONAL PROGRAM TUITION RATES PER SEMESTER - FISCAL YEAR 2020**  
**EFFECTIVE FALL SEMESTER**

	In-State Tuition FY 2019 Rate	In-State Tuition FY 2020 Recommended Rate	Out-of-State Tuition FY 2019 Rate	Out-of-State Tuition FY 2020 Recommended Rate
<u>Doctor of Public Health</u>				
Full-time	\$ 5,004.00	\$ 5,100.00	\$ 15,336.00	\$ 15,432.00
Less than 12 credit hours	\$ 417.00	\$ 425.00	\$ 1,278.00	\$ 1,286.00
	<b>Total Program Cost</b>		<b>Total Program Cost</b>	
One Year MS Managerial Sciences	\$ 37,500.00	\$ 37,500.00	\$ 42,500.00	\$ 43,500.00
One Year MS Health Administration	\$ 41,100.00	\$ 41,100.00	\$ 46,000.00	\$ 47,000.00
One Year MS Real Estate	\$ 37,500.00	\$ 37,500.00	\$ 42,500.00	\$ 43,500.00
One Year MS Global Hospitality Management	\$ 37,500.00	\$ 37,500.00	\$ 42,500.00	\$ 43,500.00
Master of Science in Analytics	\$ 39,000.00	\$ 39,000.00	\$ 44,000.00	\$ 45,000.00
One Year MS Info. Systems Audit & Control	\$ 37,500.00	\$ 37,500.00	\$ 42,500.00	\$ 43,500.00
One Year MS Information Systems	\$ 41,100.00	\$ 41,100.00	\$ 46,000.00	\$ 47,000.00
Executive MS in Managing Information Technology	\$ 41,100.00	\$ 41,100.00	\$ 41,100.00	\$ 41,100.00
One Year MS Finance	\$ 37,500.00	\$ 37,500.00	\$ 42,500.00	\$ 43,500.00
Master of Science in Wealth Management	\$ 37,500.00	\$ 37,500.00	\$ 37,500.00	\$ 37,500.00
One Year MS International Business	\$ 37,500.00	\$ 37,500.00	\$ 42,500.00	\$ 43,500.00
One Year MS Professional Accountancy	\$ 37,500.00	\$ 37,500.00	\$ 42,500.00	\$ 43,500.00
One Year MS Marketing	\$ 37,500.00	\$ 37,500.00	\$ 42,500.00	\$ 43,500.00
Master of Taxation	\$ 37,500.00	\$ 37,500.00	\$ 42,500.00	\$ 43,500.00
Professional MBA Program	\$ 49,900.00	\$ 49,900.00	\$ 54,900.00	\$ 54,900.00
Global Partners MBA Program	\$ 72,000.00	\$ 72,000.00	\$ 72,000.00	\$ 72,000.00
Executive MBA Program	\$ 69,500.00	\$ 73,000.00	\$ 74,500.00	\$ 76,000.00
Executive Doctorate of Business	\$ 107,500.00	\$ 112,500.00	\$ 107,500.00	\$ 117,500.00
Professional MBA/Master of Health Administration	\$ 60,000.00	\$ 60,000.00	\$ 65,000.00	\$ 65,000.00
MS Analytics/One Year MS Marketing	\$ 65,813.00	\$ 65,813.00	\$ 74,250.00	\$ 75,250.00
<b>University of Georgia</b>				
Graduate - Full Time	\$ 4,352.00	\$ 4,439.00	\$ 12,346.00	\$ 12,593.00
Graduate - Less than 12 credit hours	\$ 363.00	\$ 370.00	\$ 1,029.00	\$ 1,050.00
<u>Forestry</u>				
<u>Undergraduate:</u>				
Full-time (more than 6 credit hours)	\$ 5,263.00	\$ 5,382.00	\$ 16,136.00	\$ 16,488.00
6 or fewer credit hours	\$ 3,128.00	\$ 3,199.00	\$ 9,576.00	\$ 9,785.00
<u>Pharmacy</u>				
<u>Pharm.D Program:</u>				
Full-time	\$ 8,155.00	\$ 8,318.00	\$ 18,425.00	\$ 18,672.00
Less than 12 credit hours	\$ 680.00	\$ 694.00	\$ 1,536.00	\$ 1,556.00
<u>Law</u>				
<u>J.D. Program</u>				
Full-time	\$ 8,715.00	\$ 8,802.00	\$ 17,934.00	\$ 18,181.00
Less than 12 credit hours	\$ 727.00	\$ 734.00	\$ 1,495.00	\$ 1,516.00
<u>Law</u>				
<u>LL.M. Program</u>				
Full-time	\$ 8,422.00	\$ 8,509.00	\$ 18,815.00	\$ 19,062.00
Less than 12 credit hours	\$ 702.00	\$ 710.00	\$ 1,568.00	\$ 1,589.00
<u>Master in the Study of Law</u>				
Full-time	\$ 8,422.00	\$ 8,509.00	\$ 18,815.00	\$ 19,062.00
Less than 12 credit hours	\$ 702.00	\$ 710.00	\$ 1,568.00	\$ 1,589.00

**APPENDIX IIB**  
**UNIVERSITY SYSTEM OF GEORGIA**  
**GRADUATE & PROFESSIONAL PROGRAM TUITION RATES PER SEMESTER - FISCAL YEAR 2020**  
**EFFECTIVE FALL SEMESTER**

	In-State Tuition FY 2019 Rate	In-State Tuition FY 2020 Recommended Rate	Out-of-State Tuition FY 2019 Rate	Out-of-State Tuition FY 2020 Recommended Rate
<b>Veterinary Medicine</b>				
<u>Graduate:</u>				
Full-time	\$ 8,585.00	\$ 8,757.00	\$ 23,125.00	\$ 23,588.00
Less than 12 credit hours	\$ 716.00	\$ 730.00	\$ 1,928.00	\$ 1,966.00
<b>Master of Business Administration</b>				
Full-time	\$ 6,702.00	\$ 6,789.00	\$ 16,056.00	\$ 16,303.00
Less than 12 credit hours	\$ 559.00	\$ 566.00	\$ 1,338.00	\$ 1,359.00
<b>Master of Science in Business Analytics</b>				
Full-time	\$ 8,552.00	\$ 8,639.00	\$ 16,546.00	\$ 16,793.00
Less than 12 credit hours	\$ 713.00	\$ 720.00	\$ 1,379.00	\$ 1,400.00
<b>Master of Public Administration</b>				
Full-time	\$ 4,913.00	\$ 5,000.00	\$ 12,731.00	\$ 12,978.00
Less than 12 credit hours	\$ 410.00	\$ 417.00	\$ 1,061.00	\$ 1,082.00
<b>Master of Accountancy</b>				
Full-time	\$ 6,252.00	\$ 6,339.00	\$ 13,761.00	\$ 14,008.00
Less than 12 credit hours	\$ 521.00	\$ 529.00	\$ 1,147.00	\$ 1,168.00
<b>Master of Social Work</b>				
Full-time	\$ 4,737.00	\$ 4,824.00	\$ 12,843.00	\$ 13,090.00
Less than 12 credit hours	\$ 395.00	\$ 402.00	\$ 1,071.00	\$ 1,091.00
<b>Bachelor of Landscape Architecture</b>				
<u>Undergraduate:</u>				
Full-time (more than 6 credit hours)	\$ 5,287.00	\$ 5,406.00	\$ 15,280.00	\$ 15,632.00
6 or fewer credit hours	\$ 3,128.00	\$ 3,199.00	\$ 8,948.00	\$ 9,157.00
<b>Master of Landscape Architecture</b>				
<u>Graduate:</u>				
Full-time	\$ 5,143.00	\$ 5,230.00	\$ 13,061.00	\$ 13,308.00
Less than 12 credit hours	\$ 429.00	\$ 436.00	\$ 1,089.00	\$ 1,109.00
<b>Master of Historic Preservation</b>				
Full-time	\$ 5,143.00	\$ 5,230.00	\$ 13,061.00	\$ 13,308.00
Less than 12 credit hours	\$ 429.00	\$ 436.00	\$ 1,089.00	\$ 1,109.00
<b>Master of Environmental Planning &amp; Design</b>				
Full-time	\$ 5,143.00	\$ 5,230.00	\$ 13,061.00	\$ 13,308.00
Less than 12 credit hours	\$ 429.00	\$ 436.00	\$ 1,089.00	\$ 1,109.00
<b>Doctor of Public Health</b>				
Full-time	\$ 5,041.00	\$ 5,128.00	\$ 12,882.00	\$ 13,129.00
Less than 12 credit hours	\$ 421.00	\$ 428.00	\$ 1,074.00	\$ 1,095.00
<b>Master of Public Health</b>				
Full-time	\$ 4,773.00	\$ 4,860.00	\$ 12,655.00	\$ 12,902.00
Less than 12 credit hours	\$ 398.00	\$ 405.00	\$ 1,055.00	\$ 1,076.00
<b>Master of Biomanufacturing &amp; Bioprocessing</b>				
Full-time	\$ 7,412.00	\$ 7,499.00	\$ 17,346.00	\$ 17,593.00
Less than 12 credit hours	\$ 618.00	\$ 625.00	\$ 1,446.00	\$ 1,467.00

**APPENDIX IIB**  
**UNIVERSITY SYSTEM OF GEORGIA**  
**GRADUATE & PROFESSIONAL PROGRAM TUITION RATES PER SEMESTER - FISCAL YEAR 2020**  
**EFFECTIVE FALL SEMESTER**

	In-State Tuition FY 2019 Rate	In-State Tuition FY 2020 Recommended Rate	Out-of-State Tuition FY 2019 Rate	Out-of-State Tuition FY 2020 Recommended Rate
<u>M.Ed. Professional Counseling</u>				
Full-time	\$ 4,913.00	\$ 5,000.00	\$ 12,731.00	\$ 12,978.00
Less than 12 credit hours	\$ 410.00	\$ 417.00	\$ 1,061.00	\$ 1,082.00
<u>Ph.D. Counseling Psychology</u>				
Full-time	\$ 4,913.00	\$ 5,000.00	\$ 12,731.00	\$ 12,978.00
Less than 12 credit hours	\$ 410.00	\$ 417.00	\$ 1,061.00	\$ 1,082.00
<u>Ph.D. Counseling &amp; Student Personnel Services</u>				
Full-time	\$ 4,913.00	\$ 5,000.00	\$ 12,731.00	\$ 12,978.00
Less than 12 credit hours	\$ 410.00	\$ 417.00	\$ 1,061.00	\$ 1,082.00
<u>M.Ed. Special Education</u>				
Full-time	\$ 4,913.00	\$ 5,000.00	\$ 12,731.00	\$ 12,978.00
Less than 12 credit hours	\$ 410.00	\$ 417.00	\$ 1,061.00	\$ 1,082.00
<u>M.A.T. Early Childhood Education</u>				
Full-time	\$ 4,913.00	\$ 5,000.00	\$ 12,731.00	\$ 12,978.00
Less than 12 credit hours	\$ 410.00	\$ 417.00	\$ 1,061.00	\$ 1,082.00
<u>M.A.T. English Education</u>				
Full-time	\$ 4,913.00	\$ 5,000.00	\$ 12,731.00	\$ 12,978.00
Less than 12 credit hours	\$ 410.00	\$ 417.00	\$ 1,061.00	\$ 1,082.00
<u>M.A.T. World Language Education</u>				
Full-time	\$ 4,913.00	\$ 5,000.00	\$ 12,731.00	\$ 12,978.00
Less than 12 credit hours	\$ 410.00	\$ 417.00	\$ 1,061.00	\$ 1,082.00
<u>M.A.T. Mathematics Education</u>				
Full-time	\$ 4,913.00	\$ 5,000.00	\$ 12,731.00	\$ 12,978.00
Less than 12 credit hours	\$ 410.00	\$ 417.00	\$ 1,061.00	\$ 1,082.00
<u>M.A.T. Middle School Education</u>				
Full-time	\$ 4,913.00	\$ 5,000.00	\$ 12,731.00	\$ 12,978.00
Less than 12 credit hours	\$ 410.00	\$ 417.00	\$ 1,061.00	\$ 1,082.00
<u>M.A.T. Science Education</u>				
Full-time	\$ 4,913.00	\$ 5,000.00	\$ 12,731.00	\$ 12,978.00
Less than 12 credit hours	\$ 410.00	\$ 417.00	\$ 1,061.00	\$ 1,082.00
<u>M.A.T. Social Studies Education</u>				
Full-time	\$ 4,913.00	\$ 5,000.00	\$ 12,731.00	\$ 12,978.00
Less than 12 credit hours	\$ 410.00	\$ 417.00	\$ 1,061.00	\$ 1,082.00
<u>M.A.T. Special Education</u>				
Full-time	\$ 4,913.00	\$ 5,000.00	\$ 12,731.00	\$ 12,978.00
Less than 12 credit hours	\$ 410.00	\$ 417.00	\$ 1,061.00	\$ 1,082.00
<u>M.Ed. Educational Administration &amp; Policy</u>				
Full-time	\$ 4,913.00	\$ 5,000.00	\$ 12,731.00	\$ 12,978.00
Less than 12 credit hours	\$ 410.00	\$ 417.00	\$ 1,061.00	\$ 1,082.00
<u>Ed.S. Educational Administration &amp; Policy</u>				
Full-time	\$ 4,913.00	\$ 5,000.00	\$ 12,731.00	\$ 12,978.00
Less than 12 credit hours	\$ 410.00	\$ 417.00	\$ 1,061.00	\$ 1,082.00



**APPENDIX IIB**  
**UNIVERSITY SYSTEM OF GEORGIA**  
**GRADUATE & PROFESSIONAL PROGRAM TUITION RATES PER SEMESTER - FISCAL YEAR 2020**  
**EFFECTIVE FALL SEMESTER**

	In-State Tuition FY 2019 Rate	In-State Tuition FY 2020 Recommended Rate	Out-of-State Tuition FY 2019 Rate	Out-of-State Tuition FY 2020 Recommended Rate
<u>Ed.D. Educational Leadership</u>				
Full-time	\$ 4,913.00	\$ 5,000.00	\$ 12,731.00	\$ 12,978.00
Less than 12 credit hours	\$ 410.00	\$ 417.00	\$ 1,061.00	\$ 1,082.00
<u>Ed.D. Student Affairs Leadership</u>				
Full-time	\$ 4,913.00	\$ 5,000.00	\$ 12,731.00	\$ 12,978.00
Less than 12 credit hours	\$ 410.00	\$ 417.00	\$ 1,061.00	\$ 1,082.00
<i>*The rates for the Ed.D. in Educational Innovation Leadership Degree program are effective Summer 2019.</i>				
<u>M.Ed. College Student Affairs Administration</u>				
Full-time	\$ 4,913.00	\$ 5,000.00	\$ 12,731.00	\$ 12,978.00
Less than 12 credit hours	\$ 410.00	\$ 417.00	\$ 1,061.00	\$ 1,082.00
<u>M.Ed. Communication Sciences &amp; Disorders</u>				
Full-time	\$ 4,913.00	\$ 5,000.00	\$ 12,731.00	\$ 12,978.00
Less than 12 credit hours	\$ 410.00	\$ 417.00	\$ 1,061.00	\$ 1,082.00
<u>Master of Industrial-Organizational Psychology</u>				
Full-time	\$ 9,852.00	\$ 9,939.00	\$ 17,846.00	\$ 18,093.00
Less than 12 credit hours	\$ 821.00	\$ 829.00	\$ 1,488.00	\$ 1,508.00
Executive MBA Program	\$ 77,000.00	\$ 77,000.00	\$ 77,000.00	\$ 77,000.00
Professional MBA Program	\$ 56,400.00	\$ 56,400.00	\$ 72,000.00	\$ 72,000.00
Executive Ed.D. in Higher Education	\$ 59,084.00	\$ 59,084.00	\$ 96,341.00	\$ 96,341.00
<b>Georgia Southern University</b>				
Graduate - Full Time	\$ 3,318.00	\$ 3,318.00	\$ 13,259.00	\$ 13,259.00
Graduate - Less than 12 credit hours	\$ 277.00	\$ 277.00	\$ 1,105.00	\$ 1,105.00
<u>Master of Accountancy</u>				
Full-time	\$ 4,912.00	\$ 4,912.00	\$ 14,856.00	\$ 14,856.00
Less than 12 credit hours	\$ 410.00	\$ 410.00	\$ 1,238.00	\$ 1,238.00
<u>Master of Business Administration</u>				
Full-time	\$ 4,912.00	\$ 4,912.00	\$ 14,856.00	\$ 14,856.00
Less than 12 credit hours	\$ 410.00	\$ 410.00	\$ 1,238.00	\$ 1,238.00
<u>Master of Arts in Teaching</u>				
Full-time	\$ 3,618.00	\$ 3,618.00	\$ 13,559.00	\$ 13,559.00
Less than 12 credit hours	\$ 302.00	\$ 302.00	\$ 1,130.00	\$ 1,130.00
<u>Doctor of Education</u>				
Full-time	\$ 3,618.00	\$ 3,618.00	\$ 13,559.00	\$ 13,559.00
Less than 12 credit hours	\$ 302.00	\$ 302.00	\$ 1,130.00	\$ 1,130.00
<b>Continuing Graduate Students Enrolled at Armstrong Campus During Spring and/or Summer 2018</b>				
Graduate - Full Time	\$ 2,532.00	\$ 2,532.00	\$ 9,384.00	\$ 9,384.00
Graduate - Less than 12 credit hours	\$ 211.00	\$ 211.00	\$ 782.00	\$ 782.00

**APPENDIX IIB**  
**UNIVERSITY SYSTEM OF GEORGIA**  
**GRADUATE & PROFESSIONAL PROGRAM TUITION RATES PER SEMESTER - FISCAL YEAR 2020**  
**EFFECTIVE FALL SEMESTER**

	In-State Tuition FY 2019 Rate	In-State Tuition FY 2020 Recommended Rate	Out-of-State Tuition FY 2019 Rate	Out-of-State Tuition FY 2020 Recommended Rate
<b>Kennesaw State University</b>				
Graduate - Full Time	\$ 3,473.00	\$ 3,545.00	\$ 12,539.00	\$ 12,792.00
Graduate - Less than 12 credit hours	\$ 290.00	\$ 296.00	\$ 1,045.00	\$ 1,066.00
<u>Master of Business Administration</u>				
Full-time	\$ 4,147.00	\$ 4,219.00	\$ 14,984.00	\$ 15,236.00
Less than 12 credit hours	\$ 346.00	\$ 352.00	\$ 1,249.00	\$ 1,270.00
	<b>Total Program Cost</b>		<b>Total Program Cost</b>	
Coles MBA @ Dalton (5 Semester Program)	\$ 17,728.00	\$ 17,908.00	\$ 17,728.00	\$ 17,908.00
MS in Healthcare Management & Informatics	\$ 28,000.00	\$ 28,216.00	\$ 47,340.00	\$ 48,096.00
Executive MBA - Families In Business	\$ 55,929.00	\$ 56,181.00	\$ 55,929.00	\$ 56,181.00
Executive MBA	\$ 57,220.00	\$ 57,508.00	\$ 57,220.00	\$ 57,508.00
Master of Accounting	\$ 24,500.00	\$ 24,680.00	\$ 24,500.00	\$ 24,680.00
Doctor of Business Administration	\$ 96,500.00	\$ 96,500.00	\$ 96,500.00	\$ 96,500.00
<b>University of West Georgia</b>				
Graduate - Full Time	\$ 2,724.00	\$ 2,892.00	\$ 10,584.00	\$ 11,219.00
Graduate - Less than 12 credit hours	\$ 227.00	\$ 241.00	\$ 882.00	\$ 935.00
<u>Master of Professional Accounting</u>				
Full-time	\$ 3,731.00	\$ 3,899.00	\$ 12,762.00	\$ 13,397.00
Less than 12 credit hours	\$ 311.00	\$ 325.00	\$ 1,064.00	\$ 1,117.00
<u>Master of Business Administration</u>				
Full-time	\$ 3,731.00	\$ 3,899.00	\$ 12,762.00	\$ 13,397.00
Less than 12 credit hours	\$ 311.00	\$ 325.00	\$ 1,064.00	\$ 1,117.00
<u>Ph.D. Psychology - Consciousness &amp; Society</u>				
Full-time	\$ 3,747.00	\$ 3,915.00	\$ 12,841.00	\$ 13,476.00
Less than 12 credit hours	\$ 313.00	\$ 327.00	\$ 1,071.00	\$ 1,123.00
<b>Valdosta State University</b>				
Graduate - Full-time	\$ 2,982.00	\$ 3,042.00	\$ 10,763.00	\$ 10,978.00
Graduate - Less than 12 credit hours	\$ 249.00	\$ 254.00	\$ 897.00	\$ 915.00
<u>Master of Science in Nursing</u>				
Full-time	\$ 3,788.00	\$ 3,848.00	\$ 13,718.00	\$ 13,933.00
Less than 12 credit hours	\$ 316.00	\$ 321.00	\$ 1,144.00	\$ 1,162.00
<u>Master of Social Work</u>				
Full-time	\$ 3,085.00	\$ 3,145.00	\$ 11,124.00	\$ 11,339.00
Less than 12 credit hours	\$ 258.00	\$ 263.00	\$ 927.00	\$ 945.00
<b>Albany State University</b>				
Graduate - Full-time	\$ 2,264.00	\$ 2,287.00	\$ 9,053.00	\$ 9,144.00
Graduate - Less than 12 credit hours	\$ 189.00	\$ 191.00	\$ 755.00	\$ 762.00

**APPENDIX IIB**  
**UNIVERSITY SYSTEM OF GEORGIA**  
**GRADUATE & PROFESSIONAL PROGRAM TUITION RATES PER SEMESTER - FISCAL YEAR 2020**  
**EFFECTIVE FALL SEMESTER**

	In-State Tuition FY 2019 Rate	In-State Tuition FY 2020 Recommended Rate	Out-of-State Tuition FY 2019 Rate	Out-of-State Tuition FY 2020 Recommended Rate
<b>Clayton State University</b>				
Graduate - Full Time	\$ 2,350.00	\$ 2,397.00	\$ 8,778.00	\$ 8,778.00
Graduate - Less than 12 credit hours	\$ 196.00	\$ 200.00	\$ 732.00	\$ 732.00
<u>Master of Business Administration</u>				
Full-time	\$ 4,010.00	\$ 4,010.00	\$ 16,017.00	\$ 16,017.00
Less than 12 credit hours	\$ 335.00	\$ 335.00	\$ 1,335.00	\$ 1,335.00
<u>Master of Health Administration</u>				
Full-time	\$ 2,750.00	\$ 2,750.00	\$ 10,977.00	\$ 10,977.00
Less than 12 credit hours	\$ 230.00	\$ 230.00	\$ 915.00	\$ 915.00
<b>Columbus State University</b>				
Graduate - Full Time	\$ 2,462.00	\$ 2,511.00	\$ 9,609.00	\$ 9,801.00
Graduate - Less than 12 credit hours	\$ 206.00	\$ 210.00	\$ 801.00	\$ 817.00
<u>Master of Business Administration</u>				
Full-time	\$ 3,059.00	\$ 3,108.00	\$ 11,997.00	\$ 12,189.00
Less than 12 credit hours	\$ 255.00	\$ 259.00	\$ 1,000.00	\$ 1,016.00
<u>MS in Organizational Leadership</u>				
Full-time	\$ 3,059.00	\$ 3,108.00	\$ 11,997.00	\$ 12,189.00
Less than 12 credit hours	\$ 255.00	\$ 259.00	\$ 1,000.00	\$ 1,016.00
<u>Master of Public Administration</u>				
Full-time	\$ 2,878.00	\$ 2,927.00	\$ 11,273.00	\$ 11,465.00
Less than 12 credit hours	\$ 240.00	\$ 244.00	\$ 940.00	\$ 956.00
<u>Ed.D in Curriculum &amp; Leadership</u>				
Full-time	\$ 4,661.00	\$ 4,710.00	\$ 13,303.00	\$ 13,495.00
Less than 12 credit hours	\$ 389.00	\$ 393.00	\$ 1,109.00	\$ 1,125.00
<b>Fort Valley State University</b>				
Graduate - Full-time	\$ 2,166.00	\$ 2,166.00	\$ 8,056.00	\$ 8,056.00
Graduate - Less than 12 credit hours	\$ 181.00	\$ 181.00	\$ 672.00	\$ 672.00
<b>Georgia College &amp; State University</b>				
Graduate - Full-time	\$ 3,456.00	\$ 3,525.00	\$ 12,316.00	\$ 12,562.00
Graduate - Less than 12 credit hours	\$ 288.00	\$ 294.00	\$ 1,027.00	\$ 1,047.00
<b>Georgia Southwestern State University</b>				
Graduate - Full-time	\$ 2,276.00	\$ 2,322.00	\$ 9,053.00	\$ 9,204.00
Graduate - Less than 12 credit hours	\$ 190.00	\$ 194.00	\$ 755.00	\$ 767.00
<b>Middle Georgia State University</b>				
Graduate - Full-time	\$ 2,340.00	\$ 2,387.00	\$ 8,160.00	\$ 8,323.00
Graduate - Less than 12 credit hours	\$ 195.00	\$ 199.00	\$ 680.00	\$ 694.00
<b>Savannah State University</b>				
Graduate - Full-time	\$ 2,343.00	\$ 2,343.00	\$ 8,709.00	\$ 8,709.00
Graduate - Less than 12 credit hours	\$ 196.00	\$ 196.00	\$ 726.00	\$ 726.00

**APPENDIX IIB**  
**UNIVERSITY SYSTEM OF GEORGIA**  
**GRADUATE & PROFESSIONAL PROGRAM TUITION RATES PER SEMESTER - FISCAL YEAR 2020**  
**EFFECTIVE FALL SEMESTER**

	In-State Tuition FY 2019 Rate	In-State Tuition FY 2020 Recommended Rate	Out-of-State Tuition FY 2019 Rate	Out-of-State Tuition FY 2020 Recommended Rate
<b>University of North Georgia</b>				
Graduate - Full Time	\$ 2,700.00	\$ 2,754.00	\$ 10,769.00	\$ 10,984.00
Graduate - Less than 12 credit hours	\$ 225.00	\$ 230.00	\$ 898.00	\$ 916.00
<u>Master of Business Administration</u>				
Semester Rate (6 credit hours)	\$ 3,119.00	\$ 3,149.00	\$ 10,480.00	\$ 10,588.00
Credit hour rate	\$ 520.00	\$ 525.00	\$ 1,747.00	\$ 1,765.00
<u>Master of Science in Nursing Education</u>				
Full-time	\$ 3,373.00	\$ 3,427.00	\$ 12,502.00	\$ 12,717.00
Less than 12 credit hours	\$ 282.00	\$ 286.00	\$ 1,042.00	\$ 1,060.00
<u>Master of Science in Nursing-Family Nurse Practitioner</u>				
Full-time	\$ 3,373.00	\$ 3,427.00	\$ 12,502.00	\$ 12,717.00
Less than 12 credit hours	\$ 282.00	\$ 286.00	\$ 1,042.00	\$ 1,060.00
<u>Master of Science in Mental Health Counseling</u>				
Full-time	\$ 3,348.00	\$ 3,402.00	\$ 10,769.00	\$ 10,984.00
Less than 12 credit hours	\$ 279.00	\$ 284.00	\$ 898.00	\$ 916.00
<u>Doctor of Physical Therapy</u>				
Full-time	\$ 4,261.00	\$ 4,315.00	\$ 12,142.00	\$ 12,357.00
Less than 12 credit hours	\$ 356.00	\$ 360.00	\$ 1,012.00	\$ 1,030.00

# APPENDIX IIC

## UNIVERSITY SYSTEM OF GEORGIA e-TUITION RATES PER SEMESTER - FISCAL YEAR 2020 EFFECTIVE FALL SEMESTER

Description	Current FY19 Rate	Recommended FY20 Rate
Board approved e-Tuition rates may be charged for courses and programs in which 95% or more of class contact time is delivered by a distance technology.		
<b>Per Credit Hour Rate Regardless of Residency</b>		
<b>Distance Learning</b>		
eCore	159	159
eMajor	199	199
M.Ed./M.A.T. Collaborative	385	385
MSN Collaborative	385	385
WebBSIT Collaborative	350	350
WebBSIT Collaborative - Students on Military Tuition Assistance	250	250
WebMBA	739	739
<b>Augusta University</b>		
BS Clinical Lab Sciences	371	330
BS in Dental Hygiene	309	299
BS in Health Information Admin	363	326
BS in Nuclear Medicine Technology	371	330
BS in Respiratory Therapy	329	309
Certificate in Active Aging	400	N/A
Certificate in Health Information Admin	412	N/A
Certificate in Special Education	400	N/A
Doctor of Nursing Practice (DNP)	453	453
Master of Science in Kinesiology	-	230
MEd Curriculum & Instruction	400	230
MEd Educational Leadership	400	230
MHS in Clinical Lab Sciences	515	515
Master of Physician Assistant (MPA)	600	600
MEd Teacher Leadership	400	230
Post-Bacc Certificate in Health Professions Education	400	230
Post-Bacc Certificate in Sports Coaching	400	230
Post-Masters Certificate in Advanced Counseling & Supervision - Professional Licensure	400	N/A
Post-Masters Certificate in Advanced Counseling - School Counseling	400	N/A
<b>Georgia Institute of Technology</b>		
Online and Professional Master's Programs (excluding OMSCS, OMSA, OMS Cyber) - 01 Hours	1,092	1,092
Online and Professional Master's Programs (excluding OMSCS, OMSA, OMS Cyber) - 02 Hours	2,212	2,212
Online and Professional Master's Programs (excluding OMSCS, OMSA, OMS Cyber) - 03 Hours	3,332	3,332
Online and Professional Master's Programs (excluding OMSCS, OMSA, OMS Cyber) - 04 Hours	4,452	4,452
Online and Professional Master's Programs (excluding OMSCS, OMSA, OMS Cyber) - 05 Hours	5,350	5,350
Online and Professional Master's Programs (excluding OMSCS, OMSA, OMS Cyber) - 06 Hours	6,470	6,470
Online and Professional Master's Programs (excluding OMSCS, OMSA, OMS Cyber) - 07 Hours	7,590	7,590
Online and Professional Master's Programs (excluding OMSCS, OMSA, OMS Cyber) - 08 Hours	8,710	8,710
Online and Professional Master's Programs (excluding OMSCS, OMSA, OMS Cyber) - 09 Hours	9,830	9,830
Online and Professional Master's Programs (excluding OMSCS, OMSA, OMS Cyber) - 10 Hours	10,950	10,950
Online and Professional Master's Programs (excluding OMSCS, OMSA, OMS Cyber) - 11 Hours	12,070	12,070
Online and Professional Master's Programs (excluding OMSCS, OMSA, OMS Cyber) - 12 Hours	13,190	13,190
Online and Professional Master's Programs (excluding OMSCS, OMSA, OMS Cyber) - 13 Hours	14,310	14,310
Online and Professional Master's Programs (excluding OMSCS, OMSA, OMS Cyber) - 14 Hours	15,430	15,430
Online and Professional Master's Programs (excluding OMSCS, OMSA, OMS Cyber) - 15 Hours	16,550	16,550
Online and Professional Master's Programs (excluding OMSCS, OMSA, OMS Cyber) - 16 Hours	17,670	17,670
Online and Professional Master's Programs (excluding OMSCS, OMSA, OMS Cyber) - 17 Hours	18,790	18,790
Online and Professional Master's Programs (excluding OMSCS, OMSA, OMS Cyber) - 18 Hours	19,910	19,910
Online and Professional Master's Programs (excluding OMSCS, OMSA, OMS Cyber) - 19 Hours	21,030	21,030
Online and Professional Master's Programs (excluding OMSCS, OMSA, OMS Cyber) - 20 Hours	22,150	22,150
Online and Professional Master's Programs (excluding OMSCS, OMSA, OMS Cyber) - 21 Hours	23,270	23,270
Online Master of Science in Analytics (OMSA)	275	275
Online Master of Science in Computer Science (OMSCS)	170	180
Online Master of Science in Cybersecurity (OMS Cybersecurity)	310	310

# APPENDIX IIC

## UNIVERSITY SYSTEM OF GEORGIA e-TUITION RATES PER SEMESTER - FISCAL YEAR 2020 EFFECTIVE FALL SEMESTER

Description	Current FY19 Rate	Recommended FY20 Rate
Board approved e-Tuition rates may be charged for courses and programs in which 95% or more of class contact time is delivered by a distance technology.		
<b>Per Credit Hour Rate Regardless of Residency</b>		
<b>Georgia State University - Perimeter College</b>		
Undergraduate e-Tuition Rate	121	107
<b>University of Georgia</b>		
Adult Education - M.Ed.	629	N/A
Avian Health Medicine - M.A.H.M	629	629
Classical Languages (Post Baccalaureate)	587	587
Educational Psychology with Area of Emphasis in Gifted and Creative Ed. - Ed.S.	629	629
Educational Psychology with Area of Emphasis in Gifted and Creative Ed. - M.Ed.	629	629
Educational Psychology/Area of Emphasis in Applied Cognition & Development - M.Ed.	629	629
Financial Planning, Housing and Consumer Economics - M.S.	629	629
Foods and Nutrition/Area of Emphasis in Community Nutrition - M.S.	-	629
Food Technology - M.F.T.	629	629
General Business - BBA (Undergraduate)	481	400
Gifted and Creative Ed. - Teaching Endorsement	629	629
Journalism and Mass Communication/Emphasis in Emerging Media Studies - M.A.	-	629
Learning Leadership and Organizational Development - M.Ed.	629	629
Instructional Technology for Teaching - Graduate Certificate	629	629
Interdisciplinary Qualitative Studies - Graduate Certificate	629	629
International Biomedical Regulatory Sciences - Graduate Certificate	720	720
Business and Technology - M.B.T.	825	825
Learning, Design and Technology/Area of Emphasis in Instructional Design and Development -	629	629
Learning, Design and Technology/Area of Emphasis in Instructional Technology - M.Ed.	629	629
Learning, Design and Technology/Area of Emphasis in School Library Media - M.Ed.	629	N/A
Learning, Design, and Technology - M.Ed.	629	629
Middle Grades Education - M.Ed.	629	629
Music Education - M.M.Ed.	629	629
Narrative Media Writing - M.F.A.	984	984
Nonprofit Management and Leadership - Graduate Certificate	-	638
Pharmacy Clinical Trials Design and Management - Graduate Certificate	720	720
Pharmacy Regulatory Affairs (Non-thesis) - M.S.	720	720
Pharmacy Regulatory Affairs (Thesis) - M.S.	720	720
Pre-Professional Speech Language Pathology - Graduate Certificate	-	629
Public Health Informatics - M.P.H.I.	-	629
Reading Education - M.Ed.	629	629
Social Studies Education - M.Ed.	629	N/A
Social Work - M.S.W.	-	629
Sport Coaching - Graduate Certificate	629	N/A
Workforce Education - M.Ed.	629	629
eLearning Design - Graduate Certificate	629	629

# APPENDIX IIC

## UNIVERSITY SYSTEM OF GEORGIA e-TUITION RATES PER SEMESTER - FISCAL YEAR 2020 EFFECTIVE FALL SEMESTER

Description	Current FY19 Rate	Recommended FY20 Rate
Board approved e-Tuition rates may be charged for courses and programs in which 95% or more of class contact time is delivered by a distance technology.		
<b>Per Credit Hour Rate Regardless of Residency</b>		
<b>Georgia Southern University</b>		
Undergraduate e-Tuition Rate	195	186
Bachelor Interdisciplinary Studies Online	195	186
RN - BSN Pathway	195	186
BSN - DNP Pathway	389	389
Certificate in Applied Economics	358	358
Certificate in Applied Research and Evaluation	358	358
Certificate in Curriculum and Pedagogy for Social Justice	-	358
Certificate in Cyber Crime	358	358
Certificate in Enterprise Resource Planning	515	515
Certificate in Psychiatric Mental Health NP	358	358
Certificate in Public and Non-Profit Management	358	358
Certificate in Public Health	358	358
Certificate in Strength and Conditioning	358	358
Certificate in Teaching Culturally and Linguistically Diverse Students	358	358
Certificate in TESOL/Applied Linguists	358	358
Certificate in Tier I Leadership	385	358
Certificate in Tier II Leadership	385	358
Doctor of Nursing Practice	389	389
Education Specialist (Ed.S)	358	358
Endorsement - Autism	-	358
Endorsement - ESOL	-	358
Endorsement - Gifted	-	358
Endorsement - Online Teaching and Learning	358	358
Endorsement - PBIS Education	-	358
Endorsement - Reading Post-bac	358	358
Endorsement - Teacher Leader	358	358
Endorsement - Teacher Support and Coaching	-	358
Master of Accounting (WebMAcc)	527	527
MAT with concentration in Special Education	358	358
MAT Elementary Education	358	358
MAT Health and Physical Education	-	358
Master of Education (excluding GOML M.Ed./M.A.T. Collaborative)	358	358
MS Applied Economics	358	358
MS Criminal Justice and Criminology with emphasis in Criminal Justice	358	358
MS Criminal Justice and Criminology with emphasis in Cyber Crime	358	358
MS Kinesiology (Coaching Education concentration)	358	358
MS Kinesiology (PE concentration)	358	358
MS Sport Management	358	358
MSN – Nursing	277	277
MSN - RN Pathway	277	277
Post-Master's Nurse Educator Certificate	277	277
Special Education Transition Specialist Endorsement	358	358
<b>Kennesaw State University</b>		
Graduate e-Tuition Rate	383	383
Undergraduate e-Tuition Rate	232	206
<b>University of West Georgia</b>		
Undergraduate e-Tuition Rate	235	206
Graduate e-Tuition Rate	312	312
Graduate e-Tuition Rate - M.S. in Applied Computer Science	412	412
Graduate e-Tuition Rate - Ed.D. in Nursing Education	412	412
Graduate e-Tuition Rate - Master of Science in Nursing	412	412

# APPENDIX IIC

## UNIVERSITY SYSTEM OF GEORGIA e-TUITION RATES PER SEMESTER - FISCAL YEAR 2020 EFFECTIVE FALL SEMESTER

Description	Current FY19 Rate	Recommended FY20 Rate
Board approved e-Tuition rates may be charged for courses and programs in which 95% or more of class contact time is delivered by a distance technology.		
<b>Per Credit Hour Rate Regardless of Residency</b>		
<b>Valdosta State University</b>		
Undergraduate e-Tuition Rate	226	202
Graduate e-Tuition Rate	293	293
MBA, concentration in Healthcare Administration	385	385
<b>Albany State University</b>		
Undergraduate e-Tuition Rate - Four Year Degrees	188	177
Undergraduate e-Tuition Rate - Two Year Degrees	118	105
Graduate e-Tuition Rate	300	300
<b>Clayton State University</b>		
BA - English Online Program	202	183
BA - History Online Program	202	183
BAS - Admin Mgmt Online Program	202	183
BAS - Tech Mgmt Online Program	202	183
BSDH - RDH Completion Online Program	202	183
BSN - RN Completion Online Program	202	183
MAS Online Program	385	385
MBA Online Program	-	385
MSN Online Program	385	385
<b>Columbus State University</b>		
Undergraduate e-Tuition Rate	243	210
Doctorate in Education online (Ed. D.)	450	450
Graduate e-Tuition Rate	301	301
MS Applied Computer Science online	329	329
MS Cybersecurity Management	-	329
Masters in Education Leadership online (M.Ed)	385	385
Masters of Science in Nursing online	385	385
RN to BSN online	253	N/A
Specialist in Early Childhood Education online (Ed. S)	-	385
Specialist in Educational Leadership online (Ed. S)	385	385
<b>Fort Valley State University</b>		
Undergraduate e-Tuition Rate	181	173
Graduate e-Tuition Rate	219	219
<b>Georgia College and State University</b>		
CERM-PMFN	373	373
Doctor of Nursing Practice	373	373
MED Health Promotions	338	338
Master of Arts in Teaching	288	288
Master of Criminal Justice	288	288
Master of Education	288	288
Master of Logistics and Supply Chain Management - Cohort 1	338	338
Master of Logistics and Supply Chain Management - Cohort 2	467	467
Master of Management Information Systems	288	288
Master of Music Therapy	338	338
Master of Public Administration	338	338
Master of Science in Nursing	373	373
Specialist in Education	288	288
<b>Georgia Southwestern State University</b>		
Undergraduate e-Tuition Rate	199	182
Caregiver Certificate Program	172	168
Graduate e-Tuition Rate	257	257
e-Tuition Rate - Collaborative MSN and MSNP	385	385



# APPENDIX IIC

## UNIVERSITY SYSTEM OF GEORGIA e-TUITION RATES PER SEMESTER - FISCAL YEAR 2020 EFFECTIVE FALL SEMESTER

Description	Current FY19 Rate	Recommended FY20 Rate
Board approved e-Tuition rates may be charged for courses and programs in which 95% or more of class contact time is delivered by a distance technology.		
<b>Per Credit Hour Rate Regardless of Residency</b>		
Middle Georgia State University		
Undergraduate e-Tuition Rate	150	130
Graduate e-Tuition Rate	255	255
Savannah State University		
e-Tuition Rate - Bachelor of Business Administration (3000 and 4000 level courses only)	222	193
University of North Georgia		
Associate Track e-Tuition Rate	147	126
Bachelor Track e-Tuition Rate	224	203
Graduate e-Tuition Rate	303	303
Doctor of Nursing Practice (DNP) e-Tuition Rate	375	375
Atlanta Metropolitan State College		
Undergraduate e-Tuition Rate	105	102
College of Coastal Georgia		
Undergraduate e-Tuition Rate	125	115
Dalton State College		
Undergraduate e-Tuition Rate	125	115
East Georgia State College		
Undergraduate e-Tuition Rate, <u>excluding</u> the BA in Fire and Emergency Services Administration	105	99

**APPENDIX IIIA  
BOARD OF REGENTS  
UNIVERSITY SYSTEM OF GEORGIA  
MANDATORY FEE RATES PER SEMESTER - FISCAL YEAR 2020  
EFFECTIVE FALL SEMESTER**

	<b>APPROVED RATE FALL 2018</b>	<b>RECOMMENDED RATE FALL 2019</b>
<b>Augusta University</b>		
Activity	47	47
Athletic	175	175
Health	140	140
Special Institutional Fee (Health Sciences Campus)*	450	450
Student Center-Facility	43	43
Technology	110	110
Transportation	50	50
Wellness	40	50
	<hr/>	<hr/>
	\$1,055	\$1,065
*Special Institutional Fee (Summerville Campus)	\$355	\$355
 <b>Georgia Institute of Technology</b>		
Activity	40	40
Athletic	127	127
CRC Operations Fee	51	51
Health	168	172
Recreation	54	54
Special Institutional Fee – Undergraduate Students**	544	544
Student Center Operations	32	32
Technology	107	107
Transportation	85	85
	<hr/>	<hr/>
	\$1,208	\$1,212
** Special Institutional Fee for Graduate Students Only	\$344	\$344

**APPENDIX IIIA  
BOARD OF REGENTS  
UNIVERSITY SYSTEM OF GEORGIA  
MANDATORY FEE RATES PER SEMESTER - FISCAL YEAR 2020  
EFFECTIVE FALL SEMESTER**

	<b>APPROVED RATE FALL 2018</b>	<b>RECOMMENDED RATE FALL 2019</b>
<b>Georgia State University</b>		
Activity	85	85
Athletic	275	275
Health	40	40
International	21	21
Library Fee	5	5
Library Facility Fee	13	13
Recreation Fee	38	38
Special Institutional Fee	404	404
Student Center-Facility	36	36
Sustainability Fee	5	5
Technology	85	85
Transportation	57	57
	\$1,064	\$1,064
<b>Georgia State University – Perimeter College</b>		
Activity	47	47
Athletic	38	38
Health Services	27	27
International	3	3
Recreation-Facility	3	3
Special Institutional Fee	200	200
Student Center-Facility	168	168
Sustainability Fee	2	2
Technology	50	50
Transportation	2	2
	\$540	\$540

**APPENDIX IIIA  
BOARD OF REGENTS  
UNIVERSITY SYSTEM OF GEORGIA  
MANDATORY FEE RATES PER SEMESTER - FISCAL YEAR 2020  
EFFECTIVE FALL SEMESTER**

	<b>APPROVED RATE FALL 2018</b>	<b>RECOMMENDED RATE FALL 2019</b>
<b>University of Georgia</b>		
Activity	78	78
Athletic	53	53
Connect UGA Fee	30	30
Green Fee	3	3
Health	203	206
Recreation	15	15
Special Institutional Fee	450	450
Student Center-Facility	75	75
Technology	114	114
Transportation	118	121
	\$1,139	\$1,145
<b>Georgia Southern University</b>		
Activity	101	101
Athletic	214	214
Athletic Facility Fee	40	40
Health	94	94
Recreation	42	42
Recreation Activity Center	100	100
Special Institutional Fee	290	290
Sustainability Fee	10	10
Technology	100	100
Transit	55	55
	\$1,046	\$1,046
<b>Georgia Southern University – Armstrong Campus</b>		
Activity	49	49
Athletic	90	90
Health	20	20
Recreation	45	45
Student Center-Facility	110	110
Special Institutional Fee	113	113
Technology	100	100
	\$527	\$527

**APPENDIX IIIA  
BOARD OF REGENTS  
UNIVERSITY SYSTEM OF GEORGIA  
MANDATORY FEE RATES PER SEMESTER - FISCAL YEAR 2020  
EFFECTIVE FALL SEMESTER**

	<b>APPROVED RATE FALL 2018</b>	<b>RECOMMENDED RATE FALL 2019</b>
<b>Kennesaw State University</b>		
Activity	39	39
Athletic	221	221
Health	51	51
International	11	6
Parking	93	93
Recreation Center	97	97
Special Institutional Fee	300	300
Sports & Recreation Parks Fee	75	80
Technology	55	55
Transportation	58	58
Wellness	3	3
	<hr/>	<hr/>
	\$1,003	\$1,003
 <b>University of West Georgia</b>		
Activity	59	59
Athletic	195	195
Athletic Complex	105	105
Facility Fee	126	126
Health	101	101
International	5	5
Special Institutional Fee	290	290
Technology	55	55
Transportation	76	76
	<hr/>	<hr/>
	\$1,012	\$1,012

**APPENDIX IIIA  
BOARD OF REGENTS  
UNIVERSITY SYSTEM OF GEORGIA  
MANDATORY FEE RATES PER SEMESTER - FISCAL YEAR 2020  
EFFECTIVE FALL SEMESTER**

	<b>APPROVED RATE FALL 2018</b>	<b>RECOMMENDED RATE FALL 2019</b>
<b>Valdosta State University</b>		
Access Card	10	10
Activity	37	37
Athletic	146	146
Athletic Fieldhouse Fee	29	32
Health	98	98
Health Facility	52	52
Parking Deck Facilities	118	138
Recreation	80	80
Special Institutional Fee	295	295
Student Center	91	101
Student Union Operating Fee	17	17
Technology	65	65
Transportation	35	35
	\$1,073	\$1,106
<b>Albany State University</b>		
Access Card	10	10
Activity	85	85
Athletic	145	170
Health	40	50
Special Institutional Fee	225	225
Student Center-Facility	280	280
Technology	65	65
Transportation	35	50
	\$885	\$935

**APPENDIX IIIA  
BOARD OF REGENTS  
UNIVERSITY SYSTEM OF GEORGIA  
MANDATORY FEE RATES PER SEMESTER - FISCAL YEAR 2020  
EFFECTIVE FALL SEMESTER**

	<b>APPROVED RATE FALL 2018</b>	<b>RECOMMENDED RATE FALL 2019</b>
<b>Clayton State University</b>		
Access Card	20	20
Activity	60	60
Athletic	170	170
Health	46	46
Parking	34	34
Special Institutional Fee	250	250
Student Center-Facility	100	100
Technology	57	57
	<hr/>	<hr/>
	\$737	\$737
<b>Columbus State University</b>		
Activity	67	67
Athletic	200	200
Health	53	53
International	14	14
Parking Deck	47	47
Recreation-Facility	180	180
Special Institutional Fee	265	265
Technology	79	79
Transportation	30	30
	<hr/>	<hr/>
	\$935	\$935
<b>Fort Valley State University</b>		
Activity	71	71
Athletic	220	220
Health	73	73
Special Institutional Fee	250	250
Student Center-Facility	150	180
Technology	70	70
Transportation	20	20
	<hr/>	<hr/>
	\$854	\$884

**APPENDIX IIIA  
BOARD OF REGENTS  
UNIVERSITY SYSTEM OF GEORGIA  
MANDATORY FEE RATES PER SEMESTER - FISCAL YEAR 2020  
EFFECTIVE FALL SEMESTER**

	<b>APPROVED RATE FALL 2018</b>	<b>RECOMMENDED RATE FALL 2019</b>
<b>Georgia College &amp; State University</b>		
Access Card (BobCat)	9	9
Activity	133	133
Athletic	181	181
Health	95	95
Special Institutional Fee	275	275
Technology	68	68
Transportation/Parking	75	75
Wellness Center	175	175
	<hr/>	<hr/>
	\$1,011	\$1,011
<b>Georgia Southwestern State University</b>		
Activity	65	65
Athletic	205	215
Health	80	80
Special Institutional Fee	242	242
Success Center	38	38
Technology	60	60
Transportation	18	18
	<hr/>	<hr/>
	\$708	\$718
<b>Middle Georgia State University</b>		
Activity	45	45
Athletic	130	130
Health	20	20
Parking	10	10
Recreation (Macon Campus only)*	140	165
Special Institutional Fee	250	250
Technology	46	46
	<hr/>	<hr/>
	\$641	\$666
*Recreation (Warner Robins Campus)	\$40	\$45



**APPENDIX IIIA  
BOARD OF REGENTS  
UNIVERSITY SYSTEM OF GEORGIA  
MANDATORY FEE RATES PER SEMESTER - FISCAL YEAR 2020  
EFFECTIVE FALL SEMESTER**

	<b>APPROVED RATE FALL 2018</b>	<b>RECOMMENDED RATE FALL 2019</b>
<b>Savannah State University</b>		
Activity	55	55
Athletic	300	300
Health	67	67
Special Institutional Fee	202	202
Student Center and Stadium Facility	200	200
Technology	50	50
Transportation	45	45
	\$919	\$919

**University of North Georgia - Dahlonega**

Activity	65	65
Athletic	200	200
Health*	70	65
Recreation Center	83	83
Special Institutional Fee	225	225
Technology	75	75
Transportation	220	220
	\$938	\$933

\*Fee reduced to \$65 beginning Spring 2020. Remains \$70 for Fall 2019

**University of North Georgia - Gainesville, Oconee, Cumming, Blue Ridge**

Activity	42	42
Health (Gainesville only)*		65
Special Institutional Fee	225	225
Technology	75	75
Transportation**	85	85
	\$427	\$492

\*Begins Spring 2020

\*\*Not assessed on Blue Ridge campus

**APPENDIX IIIA  
BOARD OF REGENTS  
UNIVERSITY SYSTEM OF GEORGIA  
MANDATORY FEE RATES PER SEMESTER - FISCAL YEAR 2020  
EFFECTIVE FALL SEMESTER**

	<b>APPROVED RATE FALL 2018</b>	<b>RECOMMENDED RATE FALL 2019</b>
<b>Abraham Baldwin Agricultural College</b>		
Access Card	20	20
Activity	50	50
Athletic*	88	88
Health*	63	63
Special Institutional Fee	200	200
Technology	50	50
Transportation	30	30
	<hr/> \$501	<hr/> \$501
* Not assessed on Bainbridge, Blakely, and Donalsonville campuses		
<b>Atlanta Metropolitan State College</b>		
Activity	60	60
Athletic	65	0
Special Institutional Fee	200	200
Student Center Fee	160	240
Technology	40	40
	<hr/> \$525	<hr/> \$540
<b>College of Coastal Georgia</b>		
Access Card	15	15
Activity	60	60
Athletic	175	175
Campus Center	125	125
Recreation & Intramural	25	25
Special Institutional Fee	225	225
Technology	60	60
	<hr/> \$685	<hr/> \$685

**APPENDIX IIIA  
BOARD OF REGENTS  
UNIVERSITY SYSTEM OF GEORGIA  
MANDATORY FEE RATES PER SEMESTER - FISCAL YEAR 2020  
EFFECTIVE FALL SEMESTER**

	<b>APPROVED RATE FALL 2018</b>	<b>RECOMMENDED RATE FALL 2019</b>
<b>Dalton State College</b>		
Access Card	20	20
Activity	40	40
Athletic	117	117
Health Center	30	30
Parking Deck	65	65
Recreation	20	20
Special Institutional Fee	200	200
Technology	48	48
Transportation	20	20
	<hr/>	<hr/>
	\$560	\$560
<b>East Georgia State College</b>		
Access Card	15	0
Activity	33	33
Athletic	100	100
Health	30	30
Parking	15	15
Special Institutional Fee	200	200
Technology	50	50
Transportation	75	75
	<hr/>	<hr/>
	\$518	\$503
<b>Georgia Gwinnett College</b>		
Activity	55	55
Athletic	160	160
Health	25	40
Health & Wellness	70	70
Infrastructure Support Fee	35	35
International	7	7
Parking	100	100
Special Institutional Fee	245	245
Student Center	115	115
Technology	40	40
	<hr/>	<hr/>
	\$852	\$867

**APPENDIX IIIA  
BOARD OF REGENTS  
UNIVERSITY SYSTEM OF GEORGIA  
MANDATORY FEE RATES PER SEMESTER - FISCAL YEAR 2020  
EFFECTIVE FALL SEMESTER**

	<b>APPROVED RATE FALL 2018</b>	<b>RECOMMENDED RATE FALL 2019</b>
<b>Georgia Highlands College</b>		
Access Card	17	17
Activity	40	40
Athletic	85	85
Special Institutional Fee	200	200
Student Support Services Fee	130	130
Technology	50	50
Transportation	10	10
	\$532	\$532
<b>Gordon State College</b>		
Activity	54	54
Athletic	85	85
Health	20	20
Special Institutional Fee	200	200
Student Recreation Center	162	192
Technology	52	52
Transportation	10	10
	\$583	\$613
<b>South Georgia State College</b>		
Access Card	15	15
Activity	55	55
Athletic	115	115
Parking/Campus Access	10	10
Records	10	10
Special Institutional Fee	170	170
Student Center-Facility	55	55
Technology	85	85
	\$515	\$515

**APPENDIX IIIB**  
**UNIVERSITY SYSTEM OF GEORGIA**  
**ELECTIVE FEES AND SPECIAL CHARGES REQUIRING BOARD APPROVAL**  
**FISCAL YEAR 2020**  
**EFFECTIVE FALL SEMESTER**

	Description	FY 2019	FY 2020 Recommended Rate
<b>Augusta University</b>			
	Allied Health Liability Insurance	\$13	\$13
	Allied Health Liability Insurance (Physician Assistant)	\$55	\$55
	Articulator Fee (Equipment) (Sophomore Only)	\$1,416	\$1,427
	ASDA Dues (Dental Medicine)	\$98	\$95
	Counselor Ed.Clinical/Intern Fee	\$200	\$200
	Dental Instrument Fee (previously spread over 3 semesters per year)	\$2,690	\$2,771
	Dentoforms (Equipment)	\$338	\$252
	Disability Insurance (Dental Medicine)	\$96	\$96
	Disability Insurance (Medical College)	\$93	\$93
	Hand Piece Fee (Equipment)	\$648	\$798
	Leadership Residency Supervision Fee	\$35	\$35
	Medicine Exposure Insurance Plan (Medical College)	\$48	\$48
	Medicine Liability Insurance (Medical College)	\$38	\$38
	Needle Stick Insurance (Physician Assistant)	\$41	\$41
	Nursing Liability Insurance	\$65	\$58
	Nursing Liability Insurance (BSN & CNL)	\$23	\$34
	Nursing Skills Lab Fee (BSN, CNL)	\$50	\$50
	Student Teaching Fee	\$200	\$200
<b>Georgia Institute of Technology</b>			
	Evening MBA Program Fee	\$700	\$700
	Full-Time MBA Program Fee (previously matriculation fee)	\$1,100	\$1,100
	MS in Analytics Program Fee	\$2,000	\$2,000
	MS in Quantitative & Computational Finance Program Fee	\$1,000	\$1,000
<b>Georgia State University</b>			
	Law School Activity Fee	\$57	\$57
	Nursing Lab & Liability Insurance Fee (Associate Degree Nursing Program)	\$165	\$165
	RCB Graduate Program Fee	\$0	Denied
	School of Art & Design - Student Teaching/ Practicum Fee	\$125	\$125
	School of Music - Student Teaching/Practicum Fee	\$125	\$125
	Student Teaching Fee	\$125	\$125
	World Languages & Culture - Student Teaching Fee	\$125	\$125
	Honors College Participation Fee	\$0	Denied
<b>University of Georgia</b>			
	Full-time MBA Program Fee	\$670	\$670
<b>Georgia Southern University</b>			
	Student Teaching Fee	\$275	\$275
	Student Teaching Fee (edTPA retake prep.)	\$125	\$125
<b>Kennesaw State University</b>			
	Architecture Learning Culture Fee	\$50	\$50
	Human Services/Social Work Clinical Internship Fee	\$21	\$21
	Human Services/Social Work Clinical Internship Fee (Advanced)	\$44	\$44
	Social Work Clinical Internship Fee	\$40	\$40
	Student Teaching Collaborating Teacher Fee	\$50	\$50
	TOSS/Field Experience Fee (Graduate)	\$120	\$120
	TOSS/YCE Fee (Undergraduate)	\$50	\$50
<b>University of West Georgia</b>			
	Education Practicum Fee	\$40-\$150	\$40-\$150
	Student Teaching Internship	\$75-\$150	\$100-\$150
	Education Field Experience Fee	\$50	Discontinued
	Education Uteach Practicum Fee	\$40	\$40
	Nursing Practicum Fee	\$75	\$75
<b>Valdosta State University</b>			
	Masters in Social Work Field Education Fee	\$60	\$60
	Student Teaching Fee	\$100	\$100
<b>Albany State University</b>			
	Nursing Fee - ATI Complete Package	\$340	\$340
	Nursing Fee - ATI Complete Package - Bridge	\$425	\$425

**APPENDIX IIIB**  
**UNIVERSITY SYSTEM OF GEORGIA**  
**ELECTIVE FEES AND SPECIAL CHARGES REQUIRING BOARD APPROVAL**  
**FISCAL YEAR 2020**  
**EFFECTIVE FALL SEMESTER**

	Description	FY 2019	FY 2020 Recommended Rate
<b>Clayton State University</b>			
	BSN Program Fee (Per Semester Nursing Majors)	\$283	\$283
	Family Nurse Practitioner Program Fee (paid 1st semester upon acceptance into program)	\$1,029	\$481
	Family Nurse Practitioner Course Fee	\$0	\$469
	Teacher Education Practicum	\$300	\$300
	Telecourse/Online Course Fee (Capped at \$75/semester)	\$25	\$15
<b>Columbus State University</b>			
	ARTH – Art Lab Fees	\$10 - \$60	\$10 - \$60
	CRJU 4698 Criminal Justice Internship	\$150	Discontinued
	EDFE - Education Field Experience	\$20 - \$800	\$10 - \$800
	HESC 4698 Internship/Community Health Service Fee (Liability Insurance)	\$150	\$150
	LCEL - Counseling Independent Study / Internship Fee	\$15 - \$45	\$15 - \$90
	LCOM - Communication Lab	\$36	\$15
	LTED - Teacher Education Lab	\$10 - \$60	\$7 - \$43
	NCLN - Nursing Clinical Fee	\$25 - \$500	\$25 - \$490
	NLNT - Nursing Exam Fee (Pass-through fee for Nursing Certification Exams and test prep)	\$193 - \$400	\$100 - \$200
	Sociology 4405 Practicum Fee	\$150	Discontinued
	Sociology 4698 Internship	\$150	Discontinued
	Teacher Education Background Check (FBI National check with fingerprinting)	\$55	\$55
	Teacher Education Background Check (Performed by University Police)	\$5	\$5
	UTCH – Uteach Field Experience / Student Teaching Fees	\$12 - \$200	\$12 - \$193
<b>Fort Valley State University</b>			
	Home Management Accommodation Fee	\$960	\$960
	Home Management House Fee	\$750	\$750
<b>Georgia College and State University</b>			
	Education Program Fee	\$100	\$100
	Nursing Cohort Fee	\$40	\$40
	Kinesiology Lab Fee/ Advanced SCUBA	\$225	\$225
	Kinesiology Lab Fee/Wellness SCUBA course	\$200	\$200
	Kinesiology Lab Fee/ Athletic Training Course & Lab	\$20	\$20
<b>Georgia Southwestern State University</b>			
	Biology 1107 Course Fee	\$15	\$15
	Education Ethics Course Fee	\$30	\$30
	Education Experience	\$300	\$300
	Nursing Testing Fee	\$460	\$460
	Professional Golf Management Lab Fee	\$100	Discontinued
	UNIV 1000 Course Fee	\$0	\$45
<b>Middle Georgia State University</b>			
	Biology Field Studies Class Fee	\$100	\$100
	Drug Test Fee	\$20	\$20
	Education Internship	\$75	\$75
	Education Junior Year Field Course	\$75	\$75
	Education Senior Year Clinical I	\$150	\$150
	Education Senior Year Clinical II	\$450	\$450
	Georgia Geology Field Class Fee	\$100	\$100
	Graduate Field Course I	\$375	\$375
	Graduate Field Course II	\$150	\$150
	Nursing Entrance Exam	\$70	\$70
	Mandatory Liability Insurance - multiple programs	\$16	\$16
<b>Savannah State University</b>			
	School of Teacher Education Fee	\$250	\$250
<b>University of North Georgia</b>			
	Nursing Testing Fee (4-pay) Phase Out from 4-Pay to 1-PAY	\$180	Discontinued
	Nursing Testing Fee (1-pay) New Payment Structure	\$777	\$794
	Nursing Clinical Personal Liability (Undergraduate)	\$15	\$15
	Nursing Clinical Personal Liability (Graduate)	\$15	\$17
<b>Abraham Baldwin Agricultural College</b>			
	Nursing Lab Fee	\$350	\$350

**APPENDIX IIIB**  
**UNIVERSITY SYSTEM OF GEORGIA**  
**ELECTIVE FEES AND SPECIAL CHARGES REQUIRING BOARD APPROVAL**  
**FISCAL YEAR 2020**  
**EFFECTIVE FALL SEMESTER**

	Description	FY 2019	FY 2020 Recommended Rate
<b>College of Coastal Georgia</b>			
	Teacher Ed Internship Fee	\$170	\$170
	Teacher Ed Practicum (3xxx)	\$20	\$20
	Teacher Ed Practicum (4xxx)	\$30	\$30
<b>Dalton State College</b>			
	Student Teaching Internship	\$100	\$100
	Practicum Fee - Bachelor of Social Work	\$50	\$50
	RN Malpractice Insurance	\$15	\$15
	Education Student Liability Insurance	\$7	\$7
	Medical Student Liability Insurance	\$15	\$15
	Internship Fee for Special Ed Autism Classes	\$50	Discontinued
<b>Georgia Gwinnett College</b>			
	Background Checks (Teaching/Residential Life)	\$25	\$25
	Education Field Experience	\$20	\$20
	Nursing Acceptance Fee	\$125	\$125
	Nursing Lab Fee	\$250	\$250
	Nursing Program Fee	\$395	\$395
	Student Teacher Education Fee	\$400	\$400
<b>Georgia Highlands College</b>			
	Distance Learning Course Fee	\$17	\$9
	Nursing Lab Fee	\$198	\$198
<b>Gordon State College</b>			
	Nursing Reg - Liab Ins	\$14	\$14
	Nursing Course Packs - (A) ASN	\$70	\$70
	Nursing Course Packs - (B) ASN		\$82
	Georgia Assoc of Nursing Students Dues	\$70	\$70
	Nursing Course Packs - (BSN) Pocket Nurse	\$85	\$85
<b>South Georgia State College</b>			
	Nursing Insurance Fee	\$15	\$15

**APPENDIX IVA**

**BOARD OF REGENTS OF THE UNIVERSITY SYSTEM OF GEORGIA  
FISCAL YEAR 2020 FINAL ALLOCATION OF STATE APPROPRIATIONS  
Formula Funds Only**

<b>FY 2019 Original Budget - Formula Funds</b>		<b>\$ 2,153,266,402</b>
<b>Additions:</b>		
Formula enrollment growth	\$ 82,698,475	
Maintenance and operations for new facilities	\$ 3,532,276	
Adjustment in the employer share of TRS from 20.90% to 21.14%	\$ 1,890,847	
Health insurance for employees and retirees	\$ 6,806,236	
Merit-based pay adjustments and employee recruitment and retention initiatives	\$ 44,205,004	
Expansion of the class size at the AU/UGA Medical Partnership	\$ 1,819,500	
Adjustment to agency premiums for Department of Administrative Services administered self insurance programs	\$ 3,417,813	
<b>Total Additions</b>		<b>\$ 144,370,151</b>
<b>Reductions, Transfers and Other Adjustments:</b>		
Reduce funding for Georgia Gwinnett College to reflect year six of the plan to eliminate start-up funds over a seven year period	\$ (1,375,000)	
<b>Total Reductions, Transfers, and Other Adjustments</b>		<b>\$ (1,375,000)</b>
<b>Net Change for FY 2020</b>		<b>\$ 142,995,151</b>
<b>FY 2020 Original Budget - Formula Funds</b>		<b>\$ 2,296,261,553</b>



APPENDIX IVA  
Continued  
BOARD OF REGENTS OF THE UNIVERSITY SYSTEM OF GEORGIA  
FISCAL YEAR 2020 FINAL ALLOCATION OF STATE APPROPRIATIONS  
Line Items and Pass Through Organizations

<b>FY 2019 Original Budget - Line Items and Pass Through Organizations</b>		<b>\$ 274,978,830</b>
<b>Additions:</b>		
Adjustment in the employer share of TRS from 20.90% to 21.14%	\$ 212,561	
Health insurance for employees and retirees	\$ 162,234	
Merit-based pay adjustments and employee recruitment and retention initiatives	\$ 3,486,428	
Adjustment to agency premiums for Department of Administrative Services administered self insurance programs	\$ 59,327	
Agricultural Experiment Station & Cooperative Extension Service: two precision agriculture and one vegetable breeder faculty positions	\$ 641,580	
Cooperative Extension Service: provide funds for law enforcement at 4-H youth camps	\$ 747,600	
Cooperative Extension Service: increase funds for 12 educator positions	\$ 656,640	
Enterprise Innovation Institute: increase funds for the Manufacturing Extension Partnership with the Georgia Consortium for Advanced Technical Training	\$ 250,000	
Georgia Cyber Innovation & Training Center: increase funds for maintenance & operations, security, and network equipment	\$ 1,388,920	
Georgia Cyber Innovation & Training Center: Recruitment and Mentoring for Undergraduate Minorities and Women pursuing STEM degrees	\$ 100,000	
Georgia Public Libraries: increase grants due to an increase in the state population	\$ 197,745	
Georgia Public Libraries: adjust grants to increase materials funding to \$0.35 per capita	\$ 544,761	
Southern Regional Education Board: increase dues	\$ 3,081	
<b>Total Additions</b>		<b>\$ 8,450,877</b>
<b>Reductions, Transfers, and Other Adjustments:</b>		
Reduce the Health Professions Initiative SFI to reflect program completion	\$ (1,900,000)	
Agricultural Experiment Station: Eliminate one-time funds for whitefly research	\$ (223,823)	
Forestry Cooperative Extension: Eliminate one-time funds for building maintenance and the demolition of surplus buildings	\$ (220,000)	
Eliminate one-time funds at Veterinary Medicine Experiment Station	\$ (32,500)	
<b>Total Reductions, Transfers, and Other Adjustments</b>		<b>\$ (2,376,323)</b>
<b>Net Increase for Pass Through Organizations (GPTC and GMC)</b>		<b>\$ 1,293,948</b>
<b>Net Change for FY 2020</b>		<b>\$ 7,368,502</b>
<b>FY 2020 Original Budget - Line Items and Pass Through Organizations</b>		<b>\$ 282,347,332</b>

<b>FY 2020 Summary of University System of Georgia including Formula and Line Items and Pass Through Organizations</b>		
Formula Funds (from previous page)		\$ 2,296,261,553
Line Items and Pass Through Organizations		\$ 282,347,332
<b>Total FY 2020 State Funds for the University System of Georgia</b>		<b>\$ 2,578,608,885</b>

**APPENDIX IVB**

**BOARD OF REGENTS OF THE UNIVERSITY SYSTEM OF GEORGIA  
FISCAL YEAR 2020 ALLOCATION OF STATE APPROPRIATIONS  
Formula Funds**

<b>Institution</b>	<b>FY 2019 Original Budget: State Appropriations</b>	<b>FY 2020 Allocation</b>	<b>FY 2020 Original Budget: State Appropriations</b>
Augusta University	\$ 209,378,976	\$ 25,775,557	\$ 235,154,533
Georgia Institute of Technology	\$ 291,296,642	\$ 41,798,644	\$ 333,095,286
Georgia State University	\$ 275,716,404	\$ 9,974,216	\$ 285,690,620
University of Georgia	\$ 396,427,057	\$ 23,001,150	\$ 419,428,207
Georgia Southern University	\$ 140,001,902	\$ 2,202,437	\$ 142,204,339
Kennesaw State University	\$ 148,941,534	\$ 14,055,037	\$ 162,996,571
University of West Georgia	\$ 64,401,237	\$ 3,025,613	\$ 67,426,850
Valdosta State University	\$ 50,878,036	\$ 1,003,991	\$ 51,882,027
Albany State University	\$ 30,252,949	\$ (1,228,487)	\$ 29,024,462
Clayton State University	\$ 27,229,079	\$ 998,824	\$ 28,227,903
Columbus State University	\$ 42,996,424	\$ 2,673,117	\$ 45,669,541
Fort Valley State University	\$ 23,080,885	\$ 1,196,136	\$ 24,277,021
Georgia College & State University	\$ 38,476,393	\$ 2,358,656	\$ 40,835,049
Georgia Southwestern State University	\$ 14,958,663	\$ 1,255,229	\$ 16,213,892
Middle Georgia State University	\$ 34,924,916	\$ 2,015,056	\$ 36,939,972
Savannah State University	\$ 25,105,384	\$ (473,106)	\$ 24,632,278
University of North Georgia	\$ 79,779,895	\$ 6,965,656	\$ 86,745,551
Abraham Baldwin Agricultural College	\$ 24,619,899	\$ (314,390)	\$ 24,305,509
Atlanta Metropolitan State College	\$ 10,321,200	\$ (340,916)	\$ 9,980,284
College of Coastal Georgia	\$ 16,757,098	\$ 962,295	\$ 17,719,393
Dalton State College	\$ 17,993,729	\$ 771,514	\$ 18,765,243
East Georgia State College	\$ 9,866,396	\$ 259,183	\$ 10,125,579
Georgia Gwinnett College	\$ 58,096,732	\$ 2,055,181	\$ 60,151,913
Georgia Highlands College	\$ 19,733,508	\$ 651,094	\$ 20,384,602
Gordon State College	\$ 12,610,025	\$ 1,223,713	\$ 13,833,738
South Georgia State College	\$ 11,442,667	\$ 584,804	\$ 12,027,471
System Office (RCO-A, ITS and Shared Services Center)	\$ 69,927,821	\$ (917,834)	\$ 69,009,987
Alternative Media Access Center (AMAC)	\$ 1,420,095	\$ -	\$ 1,420,095
Skidaway Institute of Oceanography-A	\$ 1,629,172	\$ -	\$ 1,629,172
System Services & Initiatives	\$ 5,001,684	\$ 1,462,782	\$ 6,464,466
<b>Total Formula Funds</b>	<b>\$ 2,153,266,402</b>	<b>\$ 142,995,151</b>	<b>\$ 2,296,261,553</b>

**APPENDIX IVB**

*Continued*

**BOARD OF REGENTS OF THE UNIVERSITY SYSTEM OF GEORGIA  
FISCAL YEAR 2020 ALLOCATION OF STATE APPROPRIATIONS  
Line Items and Pass Through Organizations**

<b>Institution</b>	<b>FY 2019 Original Budget: State Appropriations</b>	<b>FY 2020 Allocation</b>	<b>FY 2020 Original Budget: State Appropriations</b>
Agricultural Experiment Station	\$ 46,675,198	\$ 778,995	\$ 47,454,193
Cooperative Extension Service	\$ 41,618,743	\$ 2,586,672	\$ 44,205,415
Enterprise Innovation Institute	\$ 19,576,909	\$ 414,762	\$ 19,991,671
Forestry Cooperative Extension	\$ 1,215,128	\$ (200,890)	\$ 1,014,238
Forestry Research	\$ 2,959,850	\$ 55,175	\$ 3,015,025
Georgia Archives	\$ 4,751,990	\$ 30,387	\$ 4,782,377
Georgia Cyber Innovation and Training Center	\$ 4,407,753	\$ 1,535,014	\$ 5,942,767
Georgia Research Alliance	\$ 5,117,588	\$ 16,762	\$ 5,134,350
Georgia Tech Research Institute	\$ 6,094,956	\$ 4,200	\$ 6,099,156
Marine Institute	\$ 1,013,238	\$ 16,172	\$ 1,029,410
Marine Resources Extension Center	\$ 1,554,929	\$ 24,938	\$ 1,579,867
MCG Hospitals and Clinics	\$ 31,992,211	\$ 563,647	\$ 32,555,858
Georgia Public Libraries	\$ 38,710,715	\$ 1,333,665	\$ 40,044,380
Regents Central Office-B	\$ 12,327,579	\$ 139,088	\$ 12,466,667
Skidaway Institute of Oceanography-B	\$ 1,524,845	\$ 22,273	\$ 1,547,118
Special Funding Initiatives	\$ 28,540,259	\$ (1,286,747)	\$ 27,253,512
Veterinary Medicine Experiment Station	\$ 4,641,590	\$ 30,179	\$ 4,671,769
Veterinary Medicine Teaching Hospital	\$ 479,119	\$ 10,262	\$ 489,381
<b>Total Line Items</b>	<b>\$ 253,202,600</b>	<b>\$ 6,074,554</b>	<b>\$ 259,277,154</b>
Georgia Military College	\$ 6,580,422	\$ (6,580,422)	\$ -
Georgia Military College - Junior College		\$ 4,014,412	\$ 4,014,412
Georgia Military College - Prep School		\$ 3,747,460	\$ 3,747,460
Georgia Public Telecom Commission	\$ 15,195,808	\$ 112,498	\$ 15,308,306
<b>Total Pass Through Organizations</b>	<b>\$ 21,776,230</b>	<b>\$ 1,293,948</b>	<b>\$ 23,070,178</b>
<b>Total Line Items and Pass Through Organizations</b>	<b>\$ 274,978,830</b>	<b>\$ 7,368,502</b>	<b>\$ 282,347,332</b>

<b>Summary of University System of Georgia including Formula and Line Items and Pass Through Organizations</b>			
Formula Funds (from previous page)	\$ 2,153,266,402	\$ 142,995,151	\$ 2,296,261,553
Line Items and Pass Through Organizations	\$ 274,978,830	\$ 7,368,502	\$ 282,347,332
<b>Total State Funds for the University System of Georgia</b>	<b>\$ 2,428,245,232</b>	<b>\$ 150,363,653</b>	<b>\$ 2,578,608,885</b>

## APPENDIX IVC

### BOARD OF REGENTS OF THE UNIVERSITY SYSTEM OF GEORGIA FISCAL YEAR 2020 SPECIAL FUNDING INITIATIVES

Special Funding Initiatives					
	FY 2019 Original Budget	Additions	Reductions	Transfers	FY 2020 Original Budget
Adrenal Center at Augusta University	\$ 1,370,000	\$ -			\$ 1,370,000
Agricultural History Georgia Capitol Museum	\$ 166,800	\$ 25			\$ 166,825
Augusta University Cancer Center	\$ 10,768,426	\$ 411,660			\$ 11,180,086
Augusta University Mission Related	\$ 3,322,712	\$ 129,019			\$ 3,451,731
Center for Rural Prosperity and Innovations at Abraham Baldwin Agricultural College	\$ 1,717,100	\$ 755			\$ 1,717,855
Georgia Center for Early Language and Literacy at Georgia College and State University	\$ 2,717,821	\$ 20,632			\$ 2,738,453
Georgia Film Academy through a cooperative partnership between USG & TCSG	\$ 2,882,085	\$ 45,147			\$ 2,927,232
Graduate Medical Education	\$ 1,908,507	\$ -	\$ (1,900,000)	\$ (8,507)	\$ -
Health Professions Initiative	\$ 2,797,273	\$ -		\$ 8,507	\$ 2,805,780
Kennesaw State University - Georgia Youth Science and Technology Program	\$ 889,535	\$ 6,015			\$ 895,550
<b>Total Special Funding Initiatives</b>	<b>\$ 28,540,259</b>	<b>\$ 613,253</b>	<b>\$ (1,900,000)</b>	<b>\$ -</b>	<b>\$ 27,253,512</b>

## APPENDIX V

### BOARD OF REGENTS OF THE UNIVERSITY SYSTEM OF GEORGIA FY 2020 CAPITAL BUDGET

PROJECT	AMOUNT
<b>Equipment Funds for Previous Projects:</b>	
Abraham Baldwin Agricultural College - Carlton Library Renovation and Fine Arts Building	\$ 2,100,000
Columbus State University - Schwob Memorial Library Renovation and Addition	600,000
Georgia Southern University - Center for Engineering and Research	5,200,000
<b>Total Equipment Funds</b>	<b>\$ 7,900,000</b>
<b>Construction Funds:</b>	
Georgia College and State University - Integrated Science Complex	18,300,000
Georgia State University - Convocation Center	48,000,000
Kennesaw State University - Academic Learning Center (Kennesaw)	39,500,000
Middle Georgia State University - Academic and Student Success Renovations	10,600,000
University of North Georgia - Lanier Tech Campus Space Rehabilitation and Infrastructure	13,600,000
University of West Georgia - College of Business Building	14,900,000
<b>Total Construction Funds</b>	<b>\$ 144,900,000</b>
<b>Planning and Design Funds:</b>	
Dalton State College - Bandy Gym Student Recreation Renovations	800,000
Georgia Institute of Technology - Expansion of Tech Square - Phase 3	4,300,000
University of Georgia - Interdisciplinary STEM Research Building II	1,600,000
University of North Georgia - College of Business (Dahlonega)	2,300,000
<b>Total Planning and Design Funds</b>	<b>\$ 9,000,000</b>
<b>Small Capital:</b>	
Augusta University - Central Energy Plant Upgrades - Phase 1 (Health Sciences)	4,900,000
East Georgia State College - Statesboro Facility	3,900,000
Georgia Southern University - Repurpose and Renovate PAC for Student Services (Armstrong)	5,000,000
Georgia Southwestern State University - Renovate and Repurpose Historic Florrie Chappell Gym	3,000,000
Middle Georgia State University - Aviation Equipment	2,500,000
Savannah State University - Campus Stormwater and Electrical Distribution Infrastructure	4,100,000
University of Georgia - Driftmier Engineering Center Renovations - Phase II	5,000,000
University of Georgia - Multidisciplinary Greenhouse Complex	2,500,000
<b>Total Small Capital</b>	<b>\$ 30,900,000</b>
<b>Other Projects:</b>	
Security Improvements at 4-H Centers	150,000
<b>Total Other Projects</b>	<b>\$ 150,000</b>

# APPENDIX V

## BOARD OF REGENTS OF THE UNIVERSITY SYSTEM OF GEORGIA FY 2020 CAPITAL BUDGET

PROJECT	AMOUNT
<b>Major Repair and Renovation (MRR):</b>	
Facility Major Improvements & Renovations - Statewide	50,000,000
<b>Total MRR</b>	<b>\$ 50,000,000</b>
<b>Georgia Research Alliance</b>	
Georgia Research Alliance - Equipment and R&D Infrastructure	5,000,000
<b>Total Georgia Research Alliance</b>	<b>\$ 5,000,000</b>
<b>Georgia Public Libraries:</b>	
Athens Regional - Oconee County	1,900,000
Chattahoochee Valley Libraries Cusseta-Chattahoochee Library Addition	1,810,000
Kinchafoonee Regional Library - Quitman County Library	1,040,000
Okefenokee Regional - Appling County Library	900,000
Piedmont Regional - Auburn Branch Library	415,000
Library Technology (Statewide) - in preparation for the Census	2,630,000
Major Repair & Renovation (Statewide)	3,000,000
Repurposing Projects (Statewide)	1,490,000
<b>Total Georgia Public Libraries</b>	<b>\$ 13,185,000</b>
<b>USG Capital Outlay Total</b>	<b>\$ 261,035,000</b>
<b>Pass Through Organizations:</b>	
Georgia Military College - Equipment for Renovation of Jenkins Hall	1,000,000
Georgia Military College - Equipment for Cooling System for Boylan Hall	275,000
Georgia Public Telecommunication Commission - Facility Repairs and Sustainment & Technology Infrastructure	250,000
<b>Total Pass Through Organizations</b>	<b>\$ 1,525,000</b>
<b>Total Capital Projects</b>	<b>\$ 262,560,000</b>