



BOARD OF REGENTS OF THE UNIVERSITY SYSTEM OF GEORGIA
Georgia Gwinnett College
Lawrenceville, Georgia 30043

BOARD OF REGENTS MEETING AGENDA
Tuesday, April 14, 2015

<u>Approximate Times</u>	<u>Tab</u>	<u>Agenda Item</u>	<u>Presenter</u>
9:00 AM Student Center, Rm. 3150	1	Executive & Compensation Committee Meeting	Chairman Neil L. Pruitt, Jr.
10:00 AM Student Center, LVIS, Rm. B/C	2	Call to Order	Chairman Neil L. Pruitt, Jr.
	3	Invocation/Pledge of Allegiance	Mr. Chase Goodwin GGC – SGA President
	4	Safety Briefing	Chief Terrance Schneider
	5	Approval of March 18 th Minutes	Secretary Nels Peterson
	6	Recognition of Guests	Chairman Neil L. Pruitt, Jr.
	7	Institution Presidential Presentation: Georgia Gwinnett College	Regent Richard L. Tucker President Stas Preczewski
	8	COW: Finance & Business Operations <i>Tuition, Fees, & Allocations</i>	Regent James M. Hull Mr. John Brown
	9	Affordable Learning Georgia	Dr. Houston Davis Ms. Merryl Penson, Exec. Dir. Library Services
12:30 PM Heritage Rm. – Library and Learning Center	10	Lunch	
2:00 PM LVIS, Rm. A		<u>Track I Committee Meetings</u>	
LVIS, Rm. A	11	Organization & Law	Regent Larry Walker
LVIS, Rm. A	12	Personnel & Benefits	Regent T. Rogers Wade
	13	Academic Affairs	Regent Doreen Poitevint
2:00 PM LVIS, Rm. B/C		<u>Track II Committee Meetings</u>	
LVIS, Rm. B/C	14	Economic Development	Regent C. Dean Alford
LVIS, Rm. B/C	15	Real Estate & Facilities	Regent C. Thomas Hopkins
	16	Internal Audit, Risk and Compliance	Regent Richard L. Tucker

BOARD OF REGENTS OF THE UNIVERSITY SYSTEM OF GEORGIA

**Georgia Gwinnett College
Lawrenceville, Georgia 30043**

Wednesday, April 15, 2015

<u>Approximate Times</u>	<u>Tab</u>	<u>Agenda Item</u>	<u>Presenter</u>
9:30 AM Student Center, Rm. 3150	17	Graduate Medical Education	Regent Don L. Waters
10:00 AM Student Center, LVIS, Rm. B/C	18	Call to Order	Chairman Neil L. Pruitt, Jr.
	19	Invocation/Pledge	Mr. Chase Goodwin GGC – SGA President
	20	Key USG Initiatives Update	Dr. Houston Davis
	21	Legislative Update	Mr. Tom Daniel
	22	Chancellor's Report	Chancellor Henry Huckaby
11:00 AM	23	Committee Reports A. Executive & Compensation B. Academic Affairs C. Economic Development D. Graduate Medical Education E. Internal Audit, Risk and Compliance F. Organization & Law G. Personnel & Benefits H. Real Estate & Facilities	Chairman Neil L. Pruitt, Jr. Regent Doreen Poitevint Regent C. Dean Alford Regent Don L. Waters Regent Richard L. Tucker Regent Larry Walker Regent T. Rogers Wade Regent C. Thomas Hopkins
	24	Unfinished Business	Chairman Neil L. Pruitt, Jr.
	25	New Business	Chairman Neil L. Pruitt, Jr. Regent James M. Hull
	26	Petitions and Communications	Secretary Nels Peterson
Student Center, LVIS, Rm. B/C	27	Executive Session	Chairman Neil L. Pruitt, Jr.
12:30 PM Student Center, LVIS, Rm. B/C	28	Reconvene	Chairman Neil L. Pruitt, Jr.
	29	Adjournment	Chairman Neil L. Pruitt, Jr.

AGENDA
EXECUTIVE & COMPENSATION COMMITTEE

April 14, 2015

<u>Agenda Item</u>	<u>Page No.</u>
---------------------------	------------------------

EXECUTIVE SESSION

- | | |
|--|---|
| 1. Personnel Matters & Presidential Searches | 1 |
|--|---|

1. Executive Session: Personnel Matters & Presidential Searches

The Committee will discuss personnel matters, as well as presidential searches. Materials will be distributed in Executive Session.

AGENDA
COMMITTEE OF THE WHOLE
FINANCE AND BUSINESS OPERATIONS

April 14, 2015

Agenda Item	Page No.
--------------------	-----------------

APPROVAL ITEMS

1.	Fiscal Year 2015 Amended Budget	1
2.	Fiscal Year 2016 Tuition	2
3	Fiscal Year 2016 Mandatory and Elective Fees	6
4.	Fiscal Year 2016 Budget Allocations	10
5.	Fiscal Year 2016 Salary and Wage Administration Policy	14

AGENDA

COMMITTEE ON FINANCE AND BUSINESS OPERATIONS

April 14, 2015

1. Fiscal Year 2015 Amended Budget

Recommended: That the Board approve the allocation of state appropriations for the fiscal year (“FY”) 2015 amended budget.

Background: The FY 2015 state funds original budget for the University System of Georgia was \$1.939 billion. The final, amended state funds budget for the University System of Georgia is \$1.945 billion, which is a net increase of 0.29% from the original budget for FY 2015.

	FY 2015 Original Budget	Additions	FY 2015 Amended Budget
Formula funds	\$ 1,729,907,930	\$ -	\$ 1,729,907,930
Line Items	\$ 209,179,834	\$ 5,533,728	\$ 214,713,562
Total	\$ 1,939,087,764	\$ 5,533,728	\$ 1,944,621,492

The FY 2015 amended budget includes an increase in state funding of \$4,885,853 to support clinical trials on cannabidiol for children with medication-resistant epilepsy and \$647,875 to establish the Georgia Film Academy in partnership with the Technical College System of Georgia.

The FY 2015 amended budget also includes one capital item related to the University System of Georgia:

1. Transfer authorization for \$1,350,000 in 5-year taxable bonds for equipment for the Athens and Tifton Veterinary Diagnostic Laboratories (HB 744, Bond #113, page 134, line 4017) from the Department of Agriculture to the Board of Regents

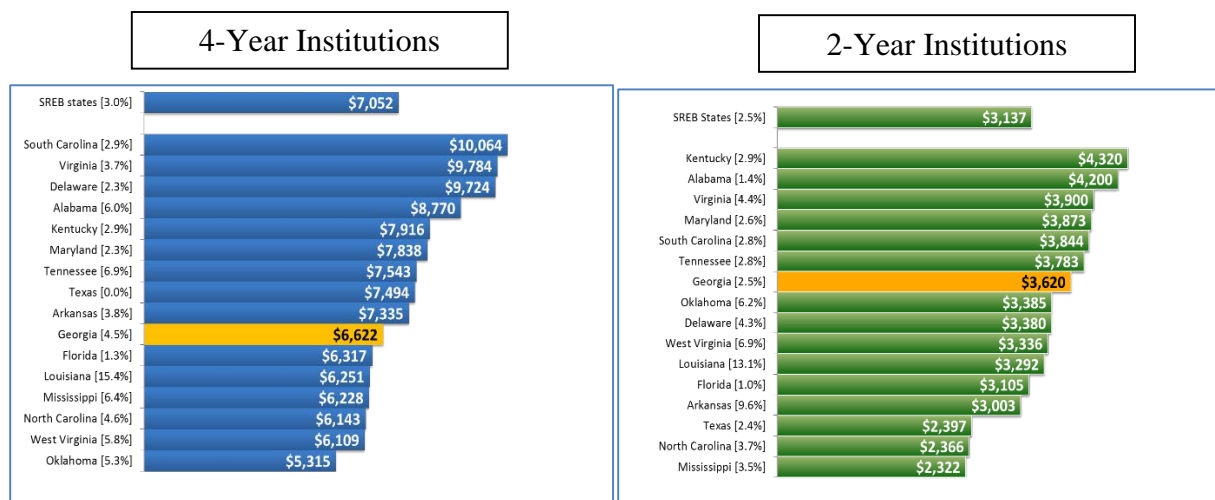
All changes identified specifically by House Bill 75 were made accordingly.

House Bill 75, the Amended Appropriations Act for FY 2015, was signed by the Governor on February 19, 2015.

2. Fiscal Year 2016 Tuition

Recommended: That the Board approve the tuition rates for fiscal year 2016, to become effective Fall semester 2015. Recommended tuition rates appear in Appendix IA (Undergraduate Tuition) and Appendix IB (Graduate, Professional Programs and Distance Learning Tuition).

Background: Tuition and fees in the University System are an excellent value for students; among all 16 states of the Southern Regional Education Board (SREB), Georgia ranks 10th among four-year institutions and 7th among access institutions for FY 2014.



Proposed Undergraduate Rate Increases:

Maintaining affordability is one of the highest priorities of the University System of Georgia and, as such, the University System of Georgia is committed to keeping tuition rates low.

The recommended strategy for FY 2016 balances affordability, access and quality across all sectors of the University System, recognizing that research institutions must remain nationally competitive.

Specifically, the components of the undergraduate rate increase proposal are as follows:

1. A tuition increase of 2.5% for all institutions across all sectors, except as noted below.
2. A tuition increase of 9% for the Georgia Institute of Technology and the University of Georgia.
3. A tuition increase of 5.5% for Georgia State University and Georgia Regents University.

2. Fiscal Year 2016 Tuition (Continued)

4. A tuition increase of 4.4% for Kennesaw State University.

5. A tuition increase of 9% for Middle Georgia State University.
6. A tuition increase of 3% for Georgia College and State University. This increase will enable the institution to attract and retain faculty critical to its liberal arts mission.
7. A tuition increase of 5% for the University of North Georgia. This increase will enable the institution to address critical staffing and faculty needs.
8. A tuition increase of 8.3% for Georgia Gwinnett College. This increase represents phase one of a two-year plan to bring the tuition closer to the tuition of state universities, recognizing that Georgia Gwinnett College's mission is more closely aligned with the state university sector.
9. A tuition increase of 9% for Atlanta Metropolitan State College. This increase represents phase one of a two-year plan to bring the tuition in line with other institutions in the balanced bachelor's and associate state college sector.
10. Further, out-of-state tuition will increase by the same percentage for all institutions, except Georgia Institute of Technology, Georgia Regents University, Georgia State University, the University of Georgia and Georgia College and State University. Out-of-state tuition will increase by the same dollar amount as in-state tuition for these five universities, except Georgia Institute of Technology, which will increase by 6%.

	In -State		Out-of-State	
	\$ Increase per Semester	% Increase	\$ Increase per Semester	% Increase
Georgia Institute of Technology	\$ 405	9.0%	\$ 849	6.0%
Georgia Regents University - Health Sciences	\$ 221	5.5%	\$ 221	1.7%
Georgia Regents University - Summerville	\$ 134	5.5%	\$ 134	1.6%
Georgia State University	\$ 223	5.5%	\$ 223	1.7%
University of Georgia	\$ 387	9.0%	\$ 387	2.9%
Regional Universities	\$ 64	2.5%	\$ 225	2.5%
State Universities	\$ 59	2.5%	\$ 216	2.5%
State Universities with Special Missions	\$ 64	2.5%	\$ 225	2.5%
Georgia College and State University	\$ 105	3.0%	\$ 105	0.8%
Kennesaw State University (Newly Consolidated Institution)	\$ 111	4.4%	\$ 391	4.3%
Middle Georgia State University	\$ 135	9.0%	\$ 500	9.1%
University of North Georgia - Four Year Degrees	\$ 127	5.0%	\$ 450	5.0%
State Colleges	\$ 33 - 37	2.5%	\$ 126 - 138	2.5%
Atlanta Metropolitan College	\$ 120	9.0%	\$ 377	7.5%
Georgia Gwinnett College	\$ 148	8.3%	\$ 552	8.3%

2. Fiscal Year 2016 Tuition (Continued)

The recommended tuition differentials for the research institutions are market driven and based on comparative tuition data for peer institutions.

A 9% in-state tuition increase is recommended for the Georgia Institute of Technology. The Georgia Institute of Technology is world-renowned and competes on a global scale. It offers many high-cost programs and must generate sufficient revenues to remain technologically competitive, retain superior faculty, keep class sizes small for maximum student-faculty interaction and provide quality program offerings. Based on tuition data of peer institutions, the undergraduate tuition rates at the Georgia Institute of Technology are below the average tuition rates of their peers. A 9% tuition increase continues to move the Georgia Institute of Technology to their peer tuition average.

In-state tuition increases of 9%, 5.5% and 5.5 % are recommended for the University of Georgia, Georgia Regents University and Georgia State University, respectively. The recommended tuition increases will allow these institutions to recruit and retain the highest quality faculty. Maintaining quality in the classroom and a competitive edge are essential for all research institutions.

In FY 2014, a tuition structure was implemented at Georgia Regents University to create a new, non-health sciences tuition rate that increases progressively to match the Georgia State University rate over a seven-year period. The FY 2016 in-state and out-of-state undergraduate tuition rates for Georgia Regents University Summerville Campus reflect year three of the seven-year plan. These rates apply to all new students at the Georgia Regents University Summerville Campus.

Tuition Structure for the Newly Consolidated Kennesaw State University:

On January 6, 2015, the Board approved the consolidation of Kennesaw State University and Southern Polytechnic State University. The new undergraduate tuition rate reflects an increase of 1.8% needed to blend the existing tuition rates of Southern Polytechnic State University and Kennesaw State University and remain revenue neutral. All rate structures are subject to the normal increases approved by the Board.

Tuition Structure for Middle Georgia State University:

On March 18, 2015, the Board approved Middle Georgia State College to revise its institutional mission statement to reflect that of an institution in the state university sector and to change its name to Middle Georgia State University.

2. **Fiscal Year 2016 Tuition (Continued)**

The new undergraduate tuition structure at Middle Georgia State University is designed to balance student interests and provide the resources necessary to transition the college to university status. The tuition rate will be raised progressively to match the university sector rate over a six-year period. All rate structures are subject to the normal increases approved by the Board.

Graduate and Professional Program Tuition:

The Board of Regents' policy on graduate tuition allows institutions having graduate programs to request a separate, "core" graduate tuition rate based on market and cost considerations. Similarly, institutions can request approval for separate tuition rate adjustments for select, competitive professional programs. The recommended "core" graduate tuition rates appear in Appendix IB, as do the recommendations for changes in tuition rates for professional programs.

% Increase in <u>Core</u> Graduate In-State Tuition	
Georgia Institute of Technology	9.0%
Georgia Regents University - Health Sciences	0.0%
Georgia Regents University - Summerville	10.0%
Georgia State University	5.5%
University of Georgia	5.0%
University of North Georgia	5.0%
University of West Georgia	9.0%
Regional and State Universities	0% to ~3%

All graduate students enrolled at Southern Polytechnic State University during the 2014-2015 academic year will continue to be assessed the graduate tuition rate of the former Southern Polytechnic State University. This rate is subject to the normal increase approved by the Board.

Middle Georgia State University will begin to offer graduate programs beginning in Fall 2015. The core graduate tuition rates are included in Appendix IB. The core rates were benchmarked against the core graduate rates of other USG institutions.

3. **Fiscal Year 2016 Mandatory and Elective Fees**

Recommended: That the Board approve the proposed mandatory student fees for fiscal year 2016 for institutions of the University System of Georgia, to become effective Fall semester 2015. Recommended mandatory student fees appear in Appendix II.

Further Recommended: That the Board approve the elective fee requests for Kennesaw State University, Georgia Gwinnett College and the College of Coastal Georgia as outlined on page 8. These elective fee requests require Board approval based on Board Policy 7.3.2.2.

Further Recommended: That the Board approve the housing and food service fee increases that support debt service as outlined on page 9. Board Policy 7.3.2.2 requires Board approval for housing fees and food service fees that support debt service.

Background: By policy, the Board of Regents approves all mandatory fees and fee increases. The major mandatory fees include intercollegiate athletic fees, student health service fees, student activity fees, parking and transportation fees, technology fees, and, in recent years, fees to support private funding of facilities such as recreation centers, parking decks, student centers and similar projects. The recommendations contained in Appendix II were developed following a review of institutional fee requests that considered, among other things, the current financial position of the programs and activities supported by fees. Further, each request was accompanied by documentation provided by the related institution concerning the committee review process required by Board of Regents policy, which requires each fee and the budget it supports to be reviewed by a committee comprised of at least fifty percent students, with a minimum of four students.

A summary of fee recommendations is provided below.

New Fees, Fee Increases, Decreases and Fee Reclassifications:

Georgia Institute of Technology	<ul style="list-style-type: none"> Special Institutional Fee, (\$100) Applies to graduate students only
Georgia Regents University	<ul style="list-style-type: none"> Athletic Fee, \$30 Health Service Fee, \$5 Technology Fee, \$10
Georgia Regents University – Summerville Only	<ul style="list-style-type: none"> Special Institutional Fee, \$30
University of Georgia	<ul style="list-style-type: none"> ConnectUGA Fee, \$6
Georgia Southern University	<ul style="list-style-type: none"> Athletic Fee, \$75 FSB Fee, (\$75)
University of West Georgia	<ul style="list-style-type: none"> Athletic Fee, \$25 Athletic Fee Complex, \$12 (PPV) Parking/Transportation Fee, \$15

3. Fiscal Year 2016 Mandatory and Elective Fees (Continued)

Valdosta State University	<ul style="list-style-type: none"> • Activity Fee, \$5 • Athletic Fee, \$6 • Transportation Fee, \$15
Albany State University	<ul style="list-style-type: none"> • Athletic Fee, \$25 • Student Center Facility Fee, \$76 (PPV)
Columbus State University	<ul style="list-style-type: none"> • Parking Fee, \$5 • Transportation Fee, \$10
Georgia Southwestern State University	<ul style="list-style-type: none"> • Technology Fee, \$5
Middle Georgia State University	<ul style="list-style-type: none"> • Athletic Fee, \$30 • Health Service Fee, \$20 (New) • Special Institutional Fee \$50
University of North Georgia – Dahlonega Only	<ul style="list-style-type: none"> • Athletic Fee, \$34
University of North Georgia	<ul style="list-style-type: none"> • Transportation Fee, \$20 (PPV)
Abraham Baldwin Agricultural College	<ul style="list-style-type: none"> • Athletic Fee, \$10 • Health Fee, (\$10)
Darton State College	<ul style="list-style-type: none"> • Health Service Fee, \$20 (New)
East Georgia State College	<ul style="list-style-type: none"> • Transportation Fee, \$75 (New)
Georgia Perimeter College	<ul style="list-style-type: none"> • Health Fee, \$7

Fee Structure for Newly Consolidated Kennesaw State University:

On January 6, 2015, the Board approved the consolidation of Kennesaw State University and Southern Polytechnic State University. The mandatory fees for the newly formed institution are included in Appendix II. Wherever appropriate and feasible, mandatory fees for the consolidated institution do not exceed the highest fee level of the two institutions. Mandatory fee rates were set to be revenue neutral except to address underperforming public private venture (PPV) projects. Additionally, a new fee for shuttle operations was created to ensure access for all students to both the Marietta and Kennesaw campuses. The new fee structure will be effective beginning Fall 2015.

3. Fiscal Year 2016 Mandatory and Elective Fees (Continued)

Elective Fees Requiring Board Approval:

The policy revisions adopted by the Board in January 2010 require certain elective fees to be approved by the Board. They include any fee or special charge that is required to be paid by all full-time, undergraduate students at the institution or by all undergraduate students in a specific degree program, with the exception of specific course fees for supplementary costs. In February 2015, the Board approved additional policy revisions to strengthen policies regarding elective fees. Institutions that currently charge fees to students that require Board approval, but did not under the old policy, received a one-year grace period to continue to charge these fees as elective fees without Board approval. No action by the Board is required for FY 2016, except as noted below.

In accordance with the Board Policy, the following elective fees are recommended for approval.

Institution	Fee	Current Rate	Proposed Rate	Students Impacted
Fort Valley State University	Wildcat Cash	\$ 100	Terminated	All non-residential, full-time, undergraduate students.
Kennesaw State University	48 Meals	\$ 452	\$ -	Commuter, full -time, first year students with less than 30hrs.
Kennesaw State University	16 Meals	\$ 152	\$ -	Commuter, full -time, sophomores and juniors (≥30-89 hrs.).
Kennesaw State University	8 Meals	\$ 78	\$ -	Commuter, full -time, seniors (≥90 hrs.).
Kennesaw State University	Access 40 (40 Meals plus \$75 Dining Dollars)	\$ -	\$ 475	Commuter, full -time, first year students with less than 30hrs.
Kennesaw State University	Access 14 (14 Meals plus \$20 Dining Dollars)	\$ -	\$ 160	Commuter, full -time, sophomores and juniors (≥30-89 hrs.).
Kennesaw State University	Access 7 (7 Meals plus \$10 Dining Dollars)	\$ -	\$ 82	Commuter, full -time, seniors (≥90 hrs.).
Kennesaw State University	All students enrolled at the former Southern Polytechnic State University during the 2014-2015 academic year will be exempt from commuter meal plan requirements as long as they are continuously enrolled at Kennesaw State University.			
Georgia Gwinnett College	Commuter Plan Freshmen Block - 15 Block Meals & \$100 Munch Money	\$ 240	\$ 250	All commuter students with 0-30 credit hours (all freshmen)
Georgia Gwinnett College	Commuter Plan 240 - \$240 in Dining Dollars	\$ 240	\$ 240	All full time (FT) commuter students with 31-60 credit hours (sophomores)
Georgia Gwinnett College	Commuter Plan 150 - \$150 in Dining Dollars	\$ 150	\$ 150	All full time (FT) commuter students with over 61 credit hours (juniors and seniors)
Georgia Gwinnett College	Commuter Plan 120 - \$120 in Dining Dollars	\$ 120	\$ 120	All part time (PT) commuter students with 31-60 credit hours (sophomores)
Georgia Gwinnett College	Commuter Plan 75 - \$75 in Dining Dollars	\$ 75	\$ 75	All part time (PT) commuter students with over 61 credit hours (juniors and seniors)
Georgia Gwinnett College	Commuter plans for students with 30 or more credit hours are fully refundable if the plan has not been used.			
College of Coastal Georgia	Dining Dollars	\$ 130	\$ 130	Students with 8 or more hours attending classes at the Camden Center.
College of Coastal Georgia	Summer Dining Dollars	\$ 55	\$ 55	Students with 6 or more hours attending classes during the summer session.
College of Coastal Georgia	30 Meal Pack Dining Plan	\$ 215	\$ 215	Brunswick campus students with 8 or more credit hours, who do not live in the residence hall.

3. Fiscal Year 2016 Mandatory and Elective Fees (Continued)**Housing and Food Service Fees Requiring Board Approval:**

Board Policy 7.3.2.2 requires Board approval for housing fees and food service fees that support debt service. The institutions listed below charge housing and/or food services fees that support one or more public private ventures. Rates vary by room type and meal plan. The chart below includes the proposed percent increases by institution for housing and food service fees. The actual plans and rates reflecting the increases will be published on the USG website.

FY 2016 Recommended Increases to Housing and Food Service Fees that Support Debt Service		
Institution	Housing Fees	Food Service Fees
Georgia Institute of Technology	2%	2% - 6%
Georgia Regents University	1% - 7%	n/a
University of Georgia	2% - 4%	0%
Georgia Southern University	0%	1%
Kennesaw State University	3%	0% - 5%
University of West Georgia	2% - 8%	2%
Valdosta State University	0%	1%
Albany State University	0%	n/a
Clayton State University	3%	n/a
Fort Valley State University	0%	0% - 4%
Georgia College & State University	4.5%	n/a
Georgia Southwestern State University	3%	n/a
Middle Georgia State University	0% - 3%	n/a
Savannah State University	3%	n/a
University of North Georgia	3%	4%
Darton State College	3%	n/a
Georgia Gwinnett College	3%	n/a
Gordon State College	3%	n/a
South Georgia State College	3%	3%

4. Fiscal Year 2016 Budget Allocations

Recommended: That the Board approve the allocation of state appropriations for fiscal year 2016 among institutions and operating units of the University System of Georgia (“USG”) as outlined Appendix IIIB and Appendix IIIC. All allocations for FY 2016 are pending the Governor’s signing of House Bill 76, the Appropriations Act for FY 2016.

Further Recommended: That the Board approve the FY 2016 Capital Budget, totaling \$334,190,000 as outlined in Appendix IV.

Background: The total state funds budget for the USG at the beginning of FY 2015 was \$1.94 billion. The recommended state funds budget for FY 2016 is \$2.02 billion. Appendix IIIA lists the changes from FY 2015 to FY 2016. Allocations by institution are shown in Appendix IIIB. Appendix IIIC lists the changes from FY 2015 to FY 2016 in the Special Funding Initiatives.

FY 2016 Budget:

The state funds budget for FY 2016 is \$2.02 billion, including \$1.796 billion in formula funds and \$225 million in all other line items. The FY 2016 budget represents a total net increase of \$81.3 million, or 4.19%.

	FY 2015 Original Budget	Additions	Reductions	Transfers and Other Adjustments	Net Increase to Pass-Through Organizations	FY 2016 Original Budget
Formula funds	\$1,729,907,930	\$67,347,254	\$(1,375,000)	\$ (22,309)	\$ -	\$ 1,795,857,875
Line Items	\$ 209,179,834	\$ 9,665,644	\$ (200,000)	\$ 4,366,918	\$ 1,525,420	\$ 224,537,816
Total	\$1,939,087,764	\$77,012,898	\$(1,575,000)	\$ 4,344,609	\$ 1,525,420	\$ 2,020,395,691

FY 2016 Additions: \$77.0 Million

The \$77.0 million increase for fiscal year 2016 includes the following major components:

- \$67.3 million for the formula funds:
 - \$7.6 million for instruction due to increase in high-cost credit hours
 - \$6.9 million for maintenance and operations of new facilities
 - \$10.0 million for merit-based pay adjustments and employee recruitment and retention initiatives
 - \$15.1 million for the TRS rate increase from 13.15% to 14.27%
 - \$146,493 for Employees’ Retirement System (ERS) rate increase
 - \$16.8 million for the employer share of health insurance
 - \$5.3 million for new system retiree health benefits
 - \$1.3 million for debt service payback projects at four institutions

4. Fiscal Year 2016 Budget Allocations (Continued)

- \$1 million for advanced manufacturing at Georgia Southern University
- \$485,000 for the Military and Academic Training Center in Warner Robins
- \$943,000 for a new University of North Georgia instructional campus site
- \$1.7 million for adjustment to DOAS administered insurance programs
- \$50,000 for statewide economic extension activities
- \$39,000 for the Georgia Capital Agricultural History Museum
- \$9.7 million in increases for line items:
 - \$2.56 million for the Georgia Film Academy
 - \$1.2 million for the Advanced Technology Development Center
 - \$1.3 million for merit-based pay adjustments and employee recruitment and retention initiatives
 - \$1.8 million for employer share of health insurance and retiree health benefits
 - \$878,202 for the TRS and ERS rate increases
 - \$300,000 for Georgia Youth Science Technology Center
 - \$520,000 to support the Agricultural Experiment Station
 - \$360,000 to support the Cooperative Extension Service
 - \$300,000 to support the Forestry Cooperative Extension
 - \$169,569 for maintenance and operations at the Marine Institute
 - \$158,154 in funding for the Public Libraries formula increase
 - \$96,000 to support teacher and leader preparation
 - \$27,200 for SREB payments

These increases reflect the State's continued commitment to the University System of Georgia to fulfill its mission of teaching, research and service.

FY 2016 Net Reductions, Transfers and Other Adjustments: \$2.77 Million

- Reduce funding for Georgia Gwinnett College by \$1,375,000 to reflect year two of the plan to eliminate start-up funds over a seven year period
- Reduce funds for the film curriculum development by \$200,000
- Transfer \$1.0 million in funding for the Health Professions Initiative to the Georgia Board for Physician Workforce
- Transfer \$5.1 million state funds and \$247,158 tobacco funds for Georgia Research Alliance to the Board of Regents

4. Fiscal Year 2016 Budget Allocations (Continued)

FY 2016 Allocation Recommendations:

Allocations of state funds by institution are listed in Appendix IIIB.

- The strategy employed in allocating the \$7.6M in new enrollment funding seeks to appropriate funding for growth while mitigating reductions on a case-by-case basis after carefully accessing the impact on each institution.
- Allocations of merit funding are allocated to institutions in proportion to salary requirements at each institution.
- Allocations of cost increases for maintenance and operations for new space are allocated based on institutional projections of cost increases.
- Allocations of cost increases for health insurance, new retiree health benefits, and the TRS and ERS rate increases are allocated based on institutional projections of cost increases.
- Any changes identified specifically by House Bill 76 were made accordingly.

FY 2016 Capital Budget:

The total bond package for capital projects for the Board of Regents is approximately \$334.19 million for FY 2016 and includes:

- \$60 million for Major Repairs and Rehabilitation (MRR) for USG institutions
- \$3.3 million for equipment for buildings previously funded for design and construction at the University of Georgia
- \$162.005 million in construction funds for projects at the University of Georgia, Georgia Southern University, Albany State University, Columbus State University, Georgia College and State University, Savannah State University and Georgia Gwinnett College
- \$9.8 million in planning and design funds for the University of West Georgia, Armstrong State University, Clayton State University, the University of North Georgia, Atlanta Metropolitan State College and Georgia Perimeter College
- \$41.5 million for 11 small capital projects at various institutions
- \$5 million for the Animal and Dairy Science Building Restoration in Tifton at the University of Georgia
- \$1.5 million for the Construction Truck Driving Pad in Warner Robins at Middle Georgia State University
- \$4 million for Equipment for the Georgia Film Academy
- \$20.9 million for Facility Improvements for Roosevelt Warm Springs at Georgia Regents University
- \$1.5 million for Equipment at the Athens and Tifton Veterinary Diagnostic Laboratories

4. Fiscal Year 2016 Budget Allocations (Continued)

- \$10.81 million for the Georgia Research Alliance equipment
- \$11.95 million for the Georgia Public Libraries
- \$1.305 million for Design, Construction and Equipment for the Military Science Academic Building at Georgia Military College
- \$620,000 for Georgia Public Telecommunications

5. Fiscal Year 2016 Salary and Wage Administration Policy

Recommended: That the Board approve the fiscal year 2016 salary and wage administration policy for the University System of Georgia.

Background: The FY 2016 budget includes \$11.3 million in state funds for merit-based pay adjustments and employee recruitment and retention initiatives.

Policy: The Board of Regents allocated to each institution funds to provide for salary increases for employees. Salary increases shall be awarded solely on merit, with a range determined by the institutional president. Institutions are permitted to augment state funds using other appropriate fund sources to create a salary pool. It is expected that individual merit salary increases will be reasonably distributed among employees based on the range determined by the institutional president. Across-the-board increases are not permitted. Salary increases may exceed ten percent for employees exhibiting exceptionally meritorious performance; however, institutions must request prior approval from the Chancellor in writing of any merit increases exceeding ten percent.

Additionally, the policy allows flexibility for institutions to make appropriate promotions or position reclassifications, special changes to recruit or retain employees, adjustments for targeted populations or adjustments to address market and compression issues. Such salary adjustments must be supported by appropriate documentation (e.g., market analysis or internal salary studies).

Employees covered from other fund sources such as sponsored funds and auxiliary funds will be subject to the same policy requirements noted above and must be paid from the corresponding fund source rather than state funds.

APPENDIX IA

UNIVERSITY SYSTEM OF GEORGIA TUITION RATES PER SEMESTER - FISCAL YEAR 2016 EFFECTIVE FALL SEMESTER

FLAT TUITION MODEL				
Flat rate of tuition applies to encourage students to take 15 hours and graduate in four years				
	IN-STATE		OUT-OF-STATE	
	FY 2015	FY 2016	FY 2015	FY 2016
Georgia Institute of Technology				
More than 6 hours	\$ 4,501.00	\$ 4,906.00	\$ 14,153.00	\$ 15,002.00
6 hours or less	\$ 2,675.00	\$ 2,916.00	\$ 8,399.00	\$ 8,903.00
University of Georgia				
More than 6 hours	\$ 4,295.00	\$ 4,682.00	\$ 13,400.00	\$ 13,787.00
6 hours or less	\$ 2,552.00	\$ 2,782.00	\$ 7,952.00	\$ 8,182.00
Georgia College and State University				
More than 6 hours	\$ 3,485.00	\$ 3,590.00	\$ 12,659.00	\$ 12,764.00
6 hours or less	\$ 2,063.00	\$ 2,125.00	\$ 7,512.00	\$ 7,574.00
Georgia Regents University – Health Sciences Campus				
<i>Rate for Undergraduate Students Enrolled in Health Sciences Programs</i>				
10 hours or more	\$ 4,018.00	\$ 4,239.00	\$ 13,351.00	\$ 13,572.00
9 hours or less (Per Credit Hour)	\$ 267.87	\$ 282.60	\$ 890.07	\$ 904.80
Georgia Regents University - Summerville Campus				
<i>Rate for Continuing Students that were Enrolled at Augusta State University During the 2013 Academic Year</i>				
10 hours or more	\$ 2,428.00	\$ 2,562.00	\$ 8,380.00	\$ 8,514.00
9 hours or less (Per Credit Hour)	\$ 161.87	\$ 170.80	\$ 558.67	\$ 567.60
Georgia Regents University - Summerville Campus				
<i>Rate for Undergraduate Students Enrolled at the Summerville Campus Beginning in the 2014 Academic Year and Beyond</i>				
10 hours or more	\$ 2,661.00	\$ 2,807.00	\$ 9,108.00	\$ 9,254.00
9 hours or less (Per Credit Hour)	\$ 177.40	\$ 187.13	\$ 607.20	\$ 616.93
Georgia Regents University - Summerville Campus				
<i>Rate for Undergraduate Students Enrolled at the Summerville Campus Beginning in the 2015 Academic Year and Beyond</i>				
10 hours or more	\$ 2,893.00	\$ 3,052.00	\$ 9,795.00	\$ 9,954.00
9 hours or less (Per Credit Hour)	\$ 192.87	\$ 203.47	\$ 653.00	\$ 663.60
Georgia Regents University - Summerville Campus				
<i>Rate for New Undergraduate Students Enrolled at the Summerville Campus Beginning in the 2016 Academic Year and Beyond</i>				
10 hours or more	\$ -	\$ 3,296.00	\$ -	\$ 10,650.00
9 hours or less (Per Credit Hour)	\$ -	\$ 219.73	\$ -	\$ 710.00
REGULAR TUITION MODEL (Per credit hour rates apply up to 15 hours)				
	IN-STATE		OUT-OF-STATE	
	FY 2015	FY 2016	FY 2015	FY 2016
RESEARCH UNIVERSITIES				
Georgia State University	\$ 4,056.00	\$ 4,279.00	\$ 13,161.00	\$ 13,384.00
Per Credit Hour	\$ 270.40	\$ 285.27	\$ 877.40	\$ 892.27
REGIONAL UNIVERSITIES				
Georgia Southern University	\$ 2,549.00	\$ 2,613.00	\$ 8,997.00	\$ 9,222.00
Per Credit Hour	\$ 169.93	\$ 174.20	\$ 599.80	\$ 614.80
Kennesaw State University	\$ 2,549.00	\$ 2,660.00	\$ 8,997.00	\$ 9,388.00
Per Credit Hour	\$ 169.93	\$ 177.33	\$ 599.80	\$ 625.87
University of West Georgia	\$ 2,549.00	\$ 2,613.00	\$ 8,997.00	\$ 9,222.00
Per Credit Hour	\$ 169.93	\$ 174.20	\$ 599.80	\$ 614.80
Valdosta State University	\$ 2,549.00	\$ 2,613.00	\$ 8,997.00	\$ 9,222.00
Per Credit Hour	\$ 169.93	\$ 174.20	\$ 599.80	\$ 614.80

APPENDIX IA

**UNIVERSITY SYSTEM OF GEORGIA
TUITION RATES PER SEMESTER - FISCAL YEAR 2016
EFFECTIVE FALL SEMESTER**

REGULAR TUITION MODEL (Per credit hour rates apply up to 15 hours)				
	IN-STATE		OUT-OF-STATE	
	FY 2015	FY 2016	FY 2015	FY 2016
STATE UNIVERSITIES				
Albany State University	\$ 2,370.00	\$ 2,429.00	\$ 8,623.00	\$ 8,839.00
Per Credit Hour	\$ 158.00	\$ 161.93	\$ 574.87	\$ 589.27
Armstrong State University	\$ 2,370.00	\$ 2,429.00	\$ 8,623.00	\$ 8,839.00
Per Credit Hour	\$ 158.00	\$ 161.93	\$ 574.87	\$ 589.27
Clayton State University	\$ 2,370.00	\$ 2,429.00	\$ 8,623.00	\$ 8,839.00
Per Credit Hour	\$ 158.00	\$ 161.93	\$ 574.87	\$ 589.27
Columbus State University	\$ 2,549.00	\$ 2,613.00	\$ 8,997.00	\$ 9,222.00
Per Credit Hour	\$ 169.93	\$ 174.20	\$ 599.80	\$ 614.80
Fort Valley State University	\$ 2,370.00	\$ 2,429.00	\$ 8,623.00	\$ 8,839.00
Per Credit Hour	\$ 158.00	\$ 161.93	\$ 574.87	\$ 589.27
Georgia Southwestern State University	\$ 2,370.00	\$ 2,429.00	\$ 8,623.00	\$ 8,839.00
Per Credit Hour	\$ 158.00	\$ 161.93	\$ 574.87	\$ 589.27
Middle Georgia State University	\$ 1,495.00	\$ 1,630.00	\$ 5,523.00	\$ 6,023.00
Per Credit Hour	\$ 99.67	\$ 108.67	\$ 368.20	\$ 401.53
Savannah State University	\$ 2,370.00	\$ 2,429.00	\$ 8,623.00	\$ 8,839.00
Per Credit Hour	\$ 158.00	\$ 161.93	\$ 574.87	\$ 589.27
University of North Georgia - Four Year Degrees	\$ 2,549.00	\$ 2,676.00	\$ 8,997.00	\$ 9,447.00
Per Credit Hour	\$ 169.93	\$ 178.40	\$ 599.80	\$ 629.80
University of North Georgia - Two-Year Degrees	\$ 1,495.00	\$ 1,532.00	\$ 5,523.00	\$ 5,661.00
Per Credit Hour	\$ 99.67	\$ 102.13	\$ 368.20	\$ 377.40
REGULAR TUITION MODEL (Per credit hour rates apply up to 15 hours)				
	IN-STATE		OUT-OF-STATE	
	FY 2015	FY 2016	FY 2015	FY 2016
STATE COLLEGES				
Georgia Gwinnett College	\$ 1,774.00	\$ 1,922.00	\$ 6,622.00	\$ 7,174.00
Per Credit Hour	\$ 118.27	\$ 128.13	\$ 441.47	\$ 478.27
Abraham Baldwin Agricultural College	\$ 1,495.00	\$ 1,532.00	\$ 5,523.00	\$ 5,661.00
Per Credit Hour	\$ 99.67	\$ 102.13	\$ 368.20	\$ 377.40
Atlanta Metropolitan State College	\$ 1,330.00	\$ 1,450.00	\$ 5,034.00	\$ 5,411.00
Per Credit Hour	\$ 88.67	\$ 96.67	\$ 335.60	\$ 360.73
College of Coastal Georgia	\$ 1,495.00	\$ 1,532.00	\$ 5,523.00	\$ 5,661.00
Per Credit Hour	\$ 99.67	\$ 102.13	\$ 368.20	\$ 377.40
Dalton State College	\$ 1,495.00	\$ 1,532.00	\$ 5,523.00	\$ 5,661.00
Per Credit Hour	\$ 99.67	\$ 102.13	\$ 368.20	\$ 377.40
Gordon State College	\$ 1,495.00	\$ 1,532.00	\$ 5,523.00	\$ 5,661.00
Per Credit Hour	\$ 99.67	\$ 102.13	\$ 368.20	\$ 377.40
Bainbridge State College	\$ 1,330.00	\$ 1,363.00	\$ 5,034.00	\$ 5,160.00
Per Credit Hour	\$ 88.67	\$ 90.87	\$ 335.60	\$ 344.00
Darton State College	\$ 1,330.00	\$ 1,363.00	\$ 5,034.00	\$ 5,160.00
Per Credit Hour	\$ 88.67	\$ 90.87	\$ 335.60	\$ 344.00
East Georgia State College	\$ 1,330.00	\$ 1,363.00	\$ 5,034.00	\$ 5,160.00
Per Credit Hour	\$ 88.67	\$ 90.87	\$ 335.60	\$ 344.00
Georgia Highlands College	\$ 1,330.00	\$ 1,363.00	\$ 5,034.00	\$ 5,160.00
Per Credit Hour	\$ 88.67	\$ 90.87	\$ 335.60	\$ 344.00
Georgia Perimeter College	\$ 1,330.00	\$ 1,363.00	\$ 5,034.00	\$ 5,160.00
Per Credit Hour	\$ 88.67	\$ 90.87	\$ 335.60	\$ 344.00
South Georgia State College	\$ 1,330.00	\$ 1,363.00	\$ 5,034.00	\$ 5,160.00
Per Credit Hour	\$ 88.67	\$ 90.87	\$ 335.60	\$ 344.00

APPENDIX IB

**UNIVERSITY SYSTEM OF GEORGIA
GRADUATE, PROFESSIONAL PROGRAM & DISTANCE LEARNING TUITION RATES PER SEMESTER - FISCAL YEAR 2016
EFFECTIVE FALL SEMESTER**

	In-State Tuition FY 2015 Rate	In-State Tuition FY 2016 Recommended Rate	Out-of-State Tuition FY 2015 Rate	Out-of-State Tuition FY 2016 Recommended Rate
Georgia Institute of Technology				
Graduate - Full Time	\$ 6,172.00	\$ 6,726.00	\$ 13,800.00	\$ 13,936.00
Graduate - Less than 12 credit hours	\$ 515.00	\$ 561.00	\$ 1,150.00	\$ 1,162.00
Master of Business Administration				
Full-time	\$ 13,743.00	\$ 14,448.00	\$ 19,176.00	\$ 19,742.00
Less than 12 credit hours	\$ 1,146.00	\$ 1,204.00	\$ 1,598.00	\$ 1,646.00
Master of Science in Analytics				
Full-time	\$ 13,743.00	\$ 14,297.00	\$ 19,176.00	\$ 19,627.00
Less than 12 credit hours	\$ 1,146.00	\$ 1,192.00	\$ 1,598.00	\$ 1,636.00
MS in Building Construction and Integrated Facilities Management				
Full-time	\$ 8,898.00	\$ 9,452.00	\$ 19,070.00	\$ 19,206.00
Less than 12 credit hours	\$ 742.00	\$ 788.00	\$ 1,590.00	\$ 1,601.00
MS in Prosthetics and Orthotics				
Full-time	\$ 7,423.00	\$ 7,977.00	\$ 18,178.00	\$ 18,314.00
Less than 12 credit hours	\$ 619.00	\$ 665.00	\$ 1,515.00	\$ 1,527.00
MS in Quantitative & Computational Finance				
Full-time	\$ 7,933.00	\$ 8,487.00	\$ 18,553.00	\$ 18,689.00
Less than 12 credit hours	\$ 662.00	\$ 708.00	\$ 1,547.00	\$ 1,558.00
MS in Supply Chain Engineering				
Full-time	\$ 7,423.00	\$ 7,977.00	\$ 18,178.00	\$ 18,314.00
Less than 12 credit hours	\$ 619.00	\$ 665.00	\$ 1,515.00	\$ 1,527.00
MS in Bioinformatics				
Full-time	\$ 7,399.00	\$ 7,953.00	\$ 17,575.00	\$ 17,711.00
Less than 12 credit hours	\$ 617.00	\$ 663.00	\$ 1,465.00	\$ 1,476.00
MS in Industrial Design				
Full-time	\$ 8,167.00	\$ 8,721.00	\$ 16,834.00	\$ 16,970.00
Less than 12 credit hours	\$ 681.00	\$ 727.00	\$ 1,403.00	\$ 1,415.00
MS in Music Technology				
Full-time	\$ 7,899.00	\$ 8,453.00	\$ 15,528.00	\$ 15,664.00
Less than 12 credit hours	\$ 659.00	\$ 705.00	\$ 1,294.00	\$ 1,306.00
Joint Ph.D in Biomedical Engineering				
Full-time	\$ 8,203.00	\$ 8,757.00	\$ 21,390.00	\$ 21,526.00
Less than 12 credit hours	\$ 684.00	\$ 730.00	\$ 1,783.00	\$ 1,794.00
Evening MBA (EMBA)				
	Credit Hour Rate	Credit Hour Rate	Credit Hour Rate	Credit Hour Rate
	\$ 1,045.00	\$ 1,107.00	\$ 1,483.00	\$ 1,495.00
MS Industrial Engineering/MS Operational Research (Shanghai)				
	Credit Hour Rate	Credit Hour Rate	Credit Hour Rate	Credit Hour Rate
	\$ 490.00	Discontinued	\$ 490.00	Discontinued
MS Electrical & Computer Engineering (Shenzhen)				
More than 3 credit hours	\$ 5,880.00	\$ 5,880.00	\$ 5,880.00	\$ 5,880.00
3 credit hours or less	\$ 1,764.00	\$ 1,764.00	\$ 1,764.00	\$ 1,764.00

APPENDIX IB

**UNIVERSITY SYSTEM OF GEORGIA
GRADUATE, PROFESSIONAL PROGRAM & DISTANCE LEARNING TUITION RATES PER SEMESTER - FISCAL YEAR 2016
EFFECTIVE FALL SEMESTER**

	In-State Tuition FY 2015 Rate	In-State Tuition FY 2016 Recommended Rate	Out-of-State Tuition FY 2015 Rate	Out-of-State Tuition FY 2016 Recommended Rate
<u>Master of Architecture</u>				
Full-time	\$ 8,167.00	\$ 8,721.00	\$ 15,795.00	\$ 15,931.00
Less than 12 credit hours	\$ 681.00	\$ 727.00	\$ 1,317.00	\$ 1,328.00
<u>Master of City & Regional Planning</u>				
Full-time	\$ 7,595.00	\$ 8,149.00	\$ 15,223.00	\$ 15,359.00
Less than 12 credit hours	\$ 633.00	\$ 680.00	\$ 1,269.00	\$ 1,280.00
<u>MS Urban Design</u>				
Full-time	\$ 8,167.00	\$ 8,721.00	\$ 15,795.00	\$ 15,931.00
Less than 12 credit hours	\$ 681.00	\$ 727.00	\$ 1,317.00	\$ 1,328.00
<u>MS Biomedical Innovation & Development</u>				
Full-time	\$ 13,522.00	\$ 14,076.00	\$ 18,493.00	\$ 18,629.00
Less than 12 credit hours	\$ 1,127.00	\$ 1,173.00	\$ 1,542.00	\$ 1,553.00
<u>MS Geographic Information Science & Technology</u>				
Full-time	\$ 7,358.00	\$ 8,149.00	\$ 14,986.00	\$ 15,359.00
Less than 12 credit hours	\$ 614.00	\$ 680.00	\$ 1,249.00	\$ 1,280.00
<u>MS Human Computer Interaction</u>				
Full-time	\$ 7,172.00	\$ 7,726.00	\$ 16,934.00	\$ 17,070.00
Less than 12 credit hours	\$ 598.00	\$ 644.00	\$ 1,412.00	\$ 1,423.00
	Total Program Cost/Semester		Total Program Cost/Semester	
Executive Master's in International Logistics	\$ 15,300.00	\$ 15,300.00	\$ 15,300.00	\$ 15,300.00
	Total Program Cost		Total Program Cost	
Executive MS in Enterprise Transformation	\$ 30,000.00	\$ 30,000.00	\$ 30,000.00	\$ 30,000.00
Executive MBA Program	\$ 79,000.00	\$ 79,000.00	\$ 79,000.00	\$ 79,000.00
Georgia Regents University				
Graduate - Full Time	\$ 2,338.00	\$ 2,572.00	\$ 7,974.00	\$ 8,772.00
Graduate - Less than 12 credit hours	\$ 195.00	\$ 215.00	\$ 665.00	\$ 731.00
Health Sciences Graduate - Full Time	\$ 4,548.00	\$ 4,548.00	\$ 13,128.00	\$ 12,962.00
Health Sciences Graduate - Less than 12 credit hours	\$ 379.00	\$ 379.00	\$ 1,094.00	\$ 1,081.00
<u>Master of Business Administration</u>				
Full-time	\$ 2,338.00	\$ 2,655.00	\$ 7,974.00	\$ 8,855.00
Less than 12 credit hours	\$ 195.00	\$ 222.00	\$ 665.00	\$ 738.00
<u>Ed.D in Educational Innovation (New)*</u>				
Full-time	\$ -	\$ 3,540.00	\$ -	\$ 9,740.00
Less than 12 credit hours	\$ -	\$ 295.00	\$ -	\$ 812.00
<i>*The rates for the Ed.D. in Educational Innovation Leadership Degree program are effective Summer 2015.</i>				
<u>Medical School</u>				
Full-time	\$ 13,901.00	\$ 14,179.00	\$ 27,803.00	\$ 28,358.00
Less than 12 credit hours	\$ 1,159.00	\$ 1,182.00	\$ 2,317.00	\$ 2,364.00
<u>MHS - Occupational Therapy</u>				
Full-time	\$ 5,764.00	\$ 5,806.00	\$ 13,989.00	\$ 14,220.00
Less than 12 credit hours	\$ 481.00	\$ 484.00	\$ 1,166.00	\$ 1,185.00
<u>Masters Physician Assistant</u>				
Full-time	\$ 6,975.00	\$ 6,975.00	\$ 13,950.00	\$ 13,950.00
Less than 12 credit hours	\$ 582.00	\$ 582.00	\$ 1,163.00	\$ 1,163.00

APPENDIX IB

**UNIVERSITY SYSTEM OF GEORGIA
GRADUATE, PROFESSIONAL PROGRAM & DISTANCE LEARNING TUITION RATES PER SEMESTER - FISCAL YEAR 2016
EFFECTIVE FALL SEMESTER**

	In-State Tuition FY 2015 Rate	In-State Tuition FY 2016 Recommended Rate	Out-of-State Tuition FY 2015 Rate	Out-of-State Tuition FY 2016 Recommended Rate
<u>Doctor of Physical Therapy</u>				
Full-time	\$ 5,494.00	\$ 5,494.00	\$ 10,988.00	\$ 12,362.00
Less than 12 credit hours	\$ 458.00	\$ 458.00	\$ 916.00	\$ 1,031.00
<u>Dental Medicine</u>				
Full-time	\$ 9,118.00	\$ 9,300.00	\$ 22,870.00	\$ 22,870.00
Less than 12 credit hours	\$ 760.00	\$ 775.00	\$ 1,906.00	\$ 1,906.00
<u>Nursing School (Graduate Programs - FNP, PNP, Ph.D., MSN)</u>				
Full-time	\$ 4,684.00	\$ 4,684.00	\$ 13,522.00	\$ 13,098.00
Less than 12 credit hours	\$ 391.00	\$ 391.00	\$ 1,127.00	\$ 1,092.00
<u>Clinical Nurse Leader</u>				
Full-time	\$ 5,806.00	\$ 5,806.00	\$ 14,517.00	\$ 14,220.00
Less than 12 credit hours	\$ 484.00	\$ 484.00	\$ 1,210.00	\$ 1,185.00
<u>MSN Nurse Anesthesia</u>				
Full-time	\$ 7,761.00	\$ 7,994.00	\$ 15,522.00	\$ 16,408.00
Less than 12 credit hours	\$ 647.00	\$ 667.00	\$ 1,294.00	\$ 1,368.00
<u>Doctor of Nursing Practice (DNP)</u>				
Full-time	\$ 4,920.00	\$ 5,160.00	\$ 13,128.00	\$ 13,574.00
Less than 12 credit hours	\$ 410.00	\$ 430.00	\$ 1,094.00	\$ 1,132.00
<u>Masters of Public Health</u>				
Full-time	\$ 5,100.00	\$ 5,160.00	\$ 13,128.00	\$ 13,574.00
Less than 12 credit hours	\$ 425.00	\$ 430.00	\$ 1,094.00	\$ 1,132.00
<u>Masters of Science in Medical Illustration</u>				
Full-time	\$ 5,374.00	\$ 5,374.00	\$ 14,020.00	\$ 13,788.00
Less than 12 credit hours	\$ 448.00	\$ 448.00	\$ 1,169.00	\$ 1,149.00
<u>MHS - Clinical Laboratory Science</u>				
Full-time	\$ 4,504.00	\$ 4,548.00	\$ 13,128.00	\$ 12,962.00
Less than 12 credit hours	\$ 376.00	\$ 379.00	\$ 1,094.00	\$ 1,081.00
Georgia State University				
Graduate - Full Time	\$ 4,343.00	\$ 4,584.00	\$ 14,670.00	\$ 14,911.00
Graduate - Less than 12 credit hours	\$ 362.00	\$ 382.00	\$ 1,223.00	\$ 1,243.00
<u>Law</u>				
<u>J.D. Program</u>				
Full-time	\$ 7,067.00	\$ 7,308.00	\$ 16,866.00	\$ 17,107.00
Less than 12 credit hours	\$ 589.00	\$ 609.00	\$ 1,406.00	\$ 1,426.00
<u>Law</u>				
<u>LL.M. Program</u>				
Full-time	\$ 7,067.00	\$ 7,308.00	\$ 16,866.00	\$ 17,107.00
Less than 12 credit hours	\$ 589.00	\$ 609.00	\$ 1,406.00	\$ 1,426.00
<u>MBA</u>				
Full-time	\$ 5,555.00	\$ 5,796.00	\$ 15,258.00	\$ 15,499.00
Less than 12 credit hours	\$ 463.00	\$ 483.00	\$ 1,272.00	\$ 1,292.00
<u>Master of Professional Accountancy</u>				
Full-time	\$ 5,555.00	\$ 5,796.00	\$ 15,258.00	\$ 15,499.00
Less than 12 credit hours	\$ 463.00	\$ 483.00	\$ 1,272.00	\$ 1,292.00

APPENDIX IB

**UNIVERSITY SYSTEM OF GEORGIA
GRADUATE, PROFESSIONAL PROGRAM & DISTANCE LEARNING TUITION RATES PER SEMESTER - FISCAL YEAR 2016
EFFECTIVE FALL SEMESTER**

	In-State Tuition FY 2015 Rate	In-State Tuition FY 2016 Recommended Rate	Out-of-State Tuition FY 2015 Rate	Out-of-State Tuition FY 2016 Recommended Rate
<u>Master of Actuarial Science</u>				
Full-time	\$ 5,555.00	\$ 5,796.00	\$ 15,258.00	\$ 15,499.00
Less than 12 credit hours	\$ 463.00	\$ 483.00	\$ 1,272.00	\$ 1,292.00
<u>MS - Economics (Business Economics)</u>				
Full-time	\$ 5,555.00	\$ 5,796.00	\$ 15,258.00	\$ 15,499.00
Less than 12 credit hours	\$ 463.00	\$ 483.00	\$ 1,272.00	\$ 1,292.00
<u>MS - Managerial Sciences</u>				
Full-time	\$ 5,555.00	\$ 5,796.00	\$ 15,258.00	\$ 15,499.00
Less than 12 credit hours	\$ 463.00	\$ 483.00	\$ 1,272.00	\$ 1,292.00
<u>MS - Mathematical Risk Management</u>				
Full-time	\$ 5,555.00	\$ 5,796.00	\$ 15,258.00	\$ 15,499.00
Less than 12 credit hours	\$ 463.00	\$ 483.00	\$ 1,272.00	\$ 1,292.00
<u>MS - Risk Management & Insurance</u>				
Full-time	\$ 5,555.00	\$ 5,796.00	\$ 15,258.00	\$ 15,499.00
Less than 12 credit hours	\$ 463.00	\$ 483.00	\$ 1,272.00	\$ 1,292.00
<u>MS/Ph.D - Nursing</u>				
Full-time	\$ 4,415.00	\$ 4,656.00	\$ 14,742.00	\$ 14,983.00
Less than 12 credit hours	\$ 368.00	\$ 388.00	\$ 1,229.00	\$ 1,249.00
<u>Clinical Doctorate (DPT) - Physical Therapy</u>				
Full-time	\$ 4,451.00	\$ 4,692.00	\$ 14,778.00	\$ 15,019.00
Less than 12 credit hours	\$ 371.00	\$ 391.00	\$ 1,232.00	\$ 1,252.00
<u>Doctor of Public Health</u>				
Full-time	\$ 4,667.00	\$ 4,908.00	\$ 14,994.00	\$ 15,235.00
Less than 12 credit hours	\$ 389.00	\$ 409.00	\$ 1,250.00	\$ 1,270.00
<u>Master of Public Health</u>				
Full-time	\$ 4,667.00	\$ 4,908.00	\$ 14,994.00	\$ 15,235.00
Less than 12 credit hours	\$ 389.00	\$ 409.00	\$ 1,250.00	\$ 1,270.00
	Total Program Cost		Total Program Cost	
One Year MS Managerial Sciences (New)	\$ -	\$ 37,500.00	\$ -	\$ 37,500.00
One Year MS Health Administration	\$ 41,100.00	\$ 41,100.00	\$ 41,100.00	\$ 41,100.00
One Year MS Real Estate	\$ 37,500.00	\$ 37,500.00	\$ 37,500.00	\$ 37,500.00
One Year MS Global Hospitality Management	\$ 37,500.00	\$ 37,500.00	\$ 37,500.00	\$ 37,500.00
Master of Science in Analytics	\$ 39,000.00	\$ 39,000.00	\$ 39,000.00	\$ 39,000.00
One Year MS Info. Systems Audit & Control	\$ 37,500.00	\$ 37,500.00	\$ 37,500.00	\$ 37,500.00
One Year MS Information Systems	\$ 41,100.00	\$ 41,100.00	\$ 41,100.00	\$ 41,100.00
Executive MS in Managing Information Technology	\$ 41,100.00	\$ 41,100.00	\$ 41,100.00	\$ 41,100.00
One Year MS Finance	\$ 37,500.00	\$ 37,500.00	\$ 37,500.00	\$ 37,500.00
Master of Science in Wealth Management	\$ 37,500.00	\$ 37,500.00	\$ 37,500.00	\$ 37,500.00
One Year MS International Business	\$ 37,500.00	\$ 37,500.00	\$ 37,500.00	\$ 37,500.00
One Year MS Professional Accountancy	\$ 37,500.00	\$ 37,500.00	\$ 37,500.00	\$ 37,500.00
One Year MS Marketing	\$ 37,500.00	\$ 37,500.00	\$ 37,500.00	\$ 37,500.00
Master of Taxation	\$ 37,500.00	\$ 37,500.00	\$ 37,500.00	\$ 37,500.00
Professional MBA Program	\$ 48,000.00	\$ 49,900.00	\$ 48,000.00	\$ 49,900.00
Global Partners MBA Program	\$ 72,000.00	\$ 72,000.00	\$ 72,000.00	\$ 72,000.00
Executive MBA Program	\$ 69,500.00	\$ 69,500.00	\$ 69,500.00	\$ 69,500.00
Executive Doctorate of Business	\$ 107,500.00	\$ 107,500.00	\$ 107,500.00	\$ 107,500.00
Professional MBA/Master of Health Administration	\$ 60,000.00	\$ 60,000.00	\$ 60,000.00	\$ 60,000.00

APPENDIX IB

**UNIVERSITY SYSTEM OF GEORGIA
GRADUATE, PROFESSIONAL PROGRAM & DISTANCE LEARNING TUITION RATES PER SEMESTER - FISCAL YEAR 2016
EFFECTIVE FALL SEMESTER**

	In-State Tuition FY 2015 Rate	In-State Tuition FY 2016 Recommended Rate	Out-of-State Tuition FY 2015 Rate	Out-of-State Tuition FY 2016 Recommended Rate
University of Georgia				
Graduate - Full Time	\$ 4,044.00	\$ 4,246.00	\$ 11,694.00	\$ 12,045.00
Graduate - Less than 12 credit hours	\$ 337.00	\$ 354.00	\$ 975.00	\$ 1,004.00
Forestry				
<u>Undergraduate:</u>				
Full-time (more than 6 credit hours)	\$ 4,782.00	\$ 5,169.00	\$ 15,473.00	\$ 15,860.00
6 or fewer credit hours	\$ 2,843.00	\$ 3,073.00	\$ 9,182.00	\$ 9,412.00
Pharmacy				
<u>Pharm.D Program:</u>				
Full-time	\$ 7,700.00	\$ 7,975.00	\$ 17,700.00	\$ 18,124.00
Less than 12 credit hours	\$ 642.00	\$ 665.00	\$ 1,475.00	\$ 1,511.00
Law				
<u>J.D. Program</u>				
Full-time	\$ 8,447.00	\$ 8,609.00	\$ 17,282.00	\$ 17,633.00
Less than 12 credit hours	\$ 704.00	\$ 718.00	\$ 1,441.00	\$ 1,470.00
Law				
<u>LL.M. Program</u>				
Full-time	\$ 8,154.00	\$ 8,316.00	\$ 18,163.00	\$ 18,514.00
Less than 12 credit hours	\$ 680.00	\$ 693.00	\$ 1,514.00	\$ 1,543.00
<u>Master in the Study of Law</u>				
Full-time	\$ 8,154.00	\$ 8,316.00	\$ 18,163.00	\$ 18,514.00
Less than 12 credit hours	\$ 680.00	\$ 693.00	\$ 1,514.00	\$ 1,543.00
Veterinary Medicine				
<u>DVM Program</u>				
Full-time	\$ 8,054.00	\$ 8,376.00	\$ 21,904.00	\$ 22,561.00
Less than 12 credit hours	\$ 672.00	\$ 698.00	\$ 1,826.00	\$ 1,881.00
<u>Master of Business Administration</u>				
Full-time	\$ 6,394.00	\$ 6,596.00	\$ 15,404.00	\$ 15,755.00
Less than 12 credit hours	\$ 533.00	\$ 550.00	\$ 1,284.00	\$ 1,313.00
<u>Master of Public Administration</u>				
Full-time	\$ 4,605.00	\$ 4,807.00	\$ 12,079.00	\$ 12,430.00
Less than 12 credit hours	\$ 384.00	\$ 401.00	\$ 1,007.00	\$ 1,036.00
<u>Master of Accountancy</u>				
Full-time	\$ 5,944.00	\$ 6,146.00	\$ 13,109.00	\$ 13,460.00
Less than 12 credit hours	\$ 496.00	\$ 513.00	\$ 1,093.00	\$ 1,122.00
<u>Master of Social Work</u>				
Full-time	\$ 4,421.00	\$ 4,623.00	\$ 12,181.00	\$ 12,532.00
Less than 12 credit hours	\$ 369.00	\$ 386.00	\$ 1,016.00	\$ 1,045.00
Bachelor of Landscape Architecture				
<u>Undergraduate:</u>				
Full-time (more than 6 credit hours)	\$ 4,782.00	\$ 5,193.00	\$ 14,414.00	\$ 15,004.00
6 or fewer credit hours	\$ 2,843.00	\$ 3,087.00	\$ 8,554.00	\$ 8,905.00
<u>Master of Landscape Architecture</u>				
<u>Graduate:</u>				
Full-time	\$ 4,797.00	\$ 5,037.00	\$ 12,244.00	\$ 12,760.00
Less than 12 credit hours	\$ 400.00	\$ 420.00	\$ 1,021.00	\$ 1,064.00

APPENDIX IB

**UNIVERSITY SYSTEM OF GEORGIA
GRADUATE, PROFESSIONAL PROGRAM & DISTANCE LEARNING TUITION RATES PER SEMESTER - FISCAL YEAR 2016
EFFECTIVE FALL SEMESTER**

	In-State Tuition FY 2015 Rate	In-State Tuition FY 2016 Recommended Rate	Out-of-State Tuition FY 2015 Rate	Out-of-State Tuition FY 2016 Recommended Rate
<u>Master of Historic Preservation</u>				
Full-time	\$ 4,797.00	\$ 5,037.00	\$ 12,244.00	\$ 12,760.00
Less than 12 credit hours	\$ 400.00	\$ 420.00	\$ 1,021.00	\$ 1,064.00
<u>Master of Environmental Planning & Design</u>				
Full-time	\$ 4,797.00	\$ 5,037.00	\$ 12,244.00	\$ 12,760.00
Less than 12 credit hours	\$ 400.00	\$ 420.00	\$ 1,021.00	\$ 1,064.00
<u>Gwinnett Master of Food Technology*</u>				
Full-time	\$ 6,946.00	\$ 4,246.00	\$ 11,869.00	\$ 4,246.00
Less than 12 credit hours	\$ 579.00	\$ 354.00	\$ 990.00	\$ 354.00
<i>*The Master of Food Technology will be offered only as an online program effective Fall 2015.</i>				
<u>Gwinnett Master of Internet Technology*</u>				
Full-time	\$ 9,697.00	\$ 4,246.00	\$ 16,116.00	\$ 4,246.00
Less than 12 credit hours	\$ 809.00	\$ 354.00	\$ 1,343.00	\$ 354.00
<i>*The Master of Internet Technology will be offered only as an online program effective Fall 2015.</i>				
<u>Doctor of Public Health</u>				
Full-time	\$ 4,733.00	\$ 4,935.00	\$ 12,230.00	\$ 12,581.00
Less than 12 credit hours	\$ 395.00	\$ 412.00	\$ 1,020.00	\$ 1,049.00
<u>Master of Public Health</u>				
Full-time	\$ 4,465.00	\$ 4,667.00	\$ 12,003.00	\$ 12,354.00
Less than 12 credit hours	\$ 373.00	\$ 389.00	\$ 1,001.00	\$ 1,030.00
<u>Master of Biomanufacturing & Bioprocessing</u>				
Full-time	\$ 7,144.00	\$ 7,306.00	\$ 16,694.00	\$ 17,045.00
Less than 12 credit hours	\$ 596.00	\$ 609.00	\$ 1,392.00	\$ 1,421.00
<u>M.Ed. Professional Counseling</u>				
Full-time	\$ 4,605.00	\$ 4,807.00	\$ 12,079.00	\$ 12,430.00
Less than 12 credit hours	\$ 384.00	\$ 401.00	\$ 1,007.00	\$ 1,036.00
<u>Ph.D. Counseling Psychology</u>				
Full-time	\$ 4,605.00	\$ 4,807.00	\$ 12,079.00	\$ 12,430.00
Less than 12 credit hours	\$ 384.00	\$ 401.00	\$ 1,007.00	\$ 1,036.00
<u>Ph.D. Counseling & Student Personnel Services</u>				
Full-time	\$ 4,605.00	\$ 4,807.00	\$ 12,079.00	\$ 12,430.00
Less than 12 credit hours	\$ 384.00	\$ 401.00	\$ 1,007.00	\$ 1,036.00
<u>M.Ed. Special Education</u>				
Full-time	\$ 4,605.00	\$ 4,807.00	\$ 12,079.00	\$ 12,430.00
Less than 12 credit hours	\$ 384.00	\$ 401.00	\$ 1,007.00	\$ 1,036.00
<u>M.A.T. Early Childhood Education</u>				
Full-time	\$ 4,605.00	\$ 4,807.00	\$ 12,079.00	\$ 12,430.00
Less than 12 credit hours	\$ 384.00	\$ 401.00	\$ 1,007.00	\$ 1,036.00
<u>M.A.T. English Education</u>				
Full-time	\$ 4,605.00	\$ 4,807.00	\$ 12,079.00	\$ 12,430.00
Less than 12 credit hours	\$ 384.00	\$ 401.00	\$ 1,007.00	\$ 1,036.00
<u>M.A.T. World Language Education</u>				
Full-time	\$ 4,605.00	\$ 4,807.00	\$ 12,079.00	\$ 12,430.00
Less than 12 credit hours	\$ 384.00	\$ 401.00	\$ 1,007.00	\$ 1,036.00

APPENDIX IB

**UNIVERSITY SYSTEM OF GEORGIA
GRADUATE, PROFESSIONAL PROGRAM & DISTANCE LEARNING TUITION RATES PER SEMESTER - FISCAL YEAR 2016
EFFECTIVE FALL SEMESTER**

	In-State Tuition FY 2015 Rate	In-State Tuition FY 2016 Recommended Rate	Out-of-State Tuition FY 2015 Rate	Out-of-State Tuition FY 2016 Recommended Rate
<u>M.A.T. Mathematics Education</u>				
Full-time	\$ 4,605.00	\$ 4,807.00	\$ 12,079.00	\$ 12,430.00
Less than 12 credit hours	\$ 384.00	\$ 401.00	\$ 1,007.00	\$ 1,036.00
<u>M.A.T. Middle School Education</u>				
Full-time	\$ 4,605.00	\$ 4,807.00	\$ 12,079.00	\$ 12,430.00
Less than 12 credit hours	\$ 384.00	\$ 401.00	\$ 1,007.00	\$ 1,036.00
<u>M.A.T. Science Education</u>				
Full-time	\$ 4,605.00	\$ 4,807.00	\$ 12,079.00	\$ 12,430.00
Less than 12 credit hours	\$ 384.00	\$ 401.00	\$ 1,007.00	\$ 1,036.00
<u>M.A.T. Social Studies Education</u>				
Full-time	\$ 4,605.00	\$ 4,807.00	\$ 12,079.00	\$ 12,430.00
Less than 12 credit hours	\$ 384.00	\$ 401.00	\$ 1,007.00	\$ 1,036.00
<u>M.A.T. Special Education</u>				
Full-time	\$ 4,605.00	\$ 4,807.00	\$ 12,079.00	\$ 12,430.00
Less than 12 credit hours	\$ 384.00	\$ 401.00	\$ 1,007.00	\$ 1,036.00
<u>M.Ed. Educational Administration & Policy</u>				
Full-time	\$ 4,605.00	\$ 4,807.00	\$ 12,079.00	\$ 12,430.00
Less than 12 credit hours	\$ 384.00	\$ 401.00	\$ 1,007.00	\$ 1,036.00
<u>Ed.S. Educational Administration & Policy</u>				
Full-time	\$ 4,605.00	\$ 4,807.00	\$ 12,079.00	\$ 12,430.00
Less than 12 credit hours	\$ 384.00	\$ 401.00	\$ 1,007.00	\$ 1,036.00
<u>Ed.D. Educational Leadership</u>				
Full-time	\$ 4,605.00	\$ 4,807.00	\$ 12,079.00	\$ 12,430.00
Less than 12 credit hours	\$ 384.00	\$ 401.00	\$ 1,007.00	\$ 1,036.00
<u>Ed.D. Student Affairs Leadership</u>				
Full-time	\$ 4,605.00	\$ 4,807.00	\$ 12,079.00	\$ 12,430.00
Less than 12 credit hours	\$ 384.00	\$ 401.00	\$ 1,007.00	\$ 1,036.00
<i>*The rates for the Ed.D. in Student Affairs Leadership Degree program are effective Summer 2015.</i>				
<u>M.Ed. College Student Affairs Administration</u>				
Full-time	\$ 4,605.00	\$ 4,807.00	\$ 12,079.00	\$ 12,430.00
Less than 12 credit hours	\$ 384.00	\$ 401.00	\$ 1,007.00	\$ 1,036.00
<u>M.Ed. Communication Sciences & Disorders</u>				
Full-time	\$ 4,605.00	\$ 4,807.00	\$ 12,079.00	\$ 12,430.00
Less than 12 credit hours	\$ 384.00	\$ 401.00	\$ 1,007.00	\$ 1,036.00
<u>Master of Industrial-Organizational Psychology</u>				
Full-time	\$ 9,544.00	\$ 9,746.00	\$ 17,194.00	\$ 17,545.00
Less than 12 credit hours	\$ 796.00	\$ 813.00	\$ 1,433.00	\$ 1,463.00
	Total Program Cost		Total Program Cost	
Executive MBA Program	\$ 75,000.00	\$ 77,000.00	\$ 75,000.00	\$ 77,000.00
Professional MBA Program	\$ 53,400.00	\$ 56,400.00	\$ 69,000.00	\$ 72,000.00
Executive Ed.D. in Higher Education*	\$ 58,616.00	\$ 58,616.00	\$ 95,041.00	\$ 95,041.00
<i>*The rates for the Executive Ed.D. in Higher Education Degree program are effective January 2016.</i>				

APPENDIX IB

**UNIVERSITY SYSTEM OF GEORGIA
GRADUATE, PROFESSIONAL PROGRAM & DISTANCE LEARNING TUITION RATES PER SEMESTER - FISCAL YEAR 2016
EFFECTIVE FALL SEMESTER**

	In-State Tuition FY 2015 Rate	In-State Tuition FY 2016 Recommended Rate	Out-of-State Tuition FY 2015 Rate	Out-of-State Tuition FY 2016 Recommended Rate
Georgia Southern University				
Graduate - Full Time	\$ 3,318.00	\$ 3,318.00	\$ 13,259.00	\$ 13,259.00
Graduate - Less than 12 credit hours	\$ 277.00	\$ 277.00	\$ 1,105.00	\$ 1,105.00
<u>Master of Accountancy</u>				
Full-time	\$ 4,912.00	\$ 4,912.00	\$ 14,856.00	\$ 14,856.00
Less than 12 credit hours	\$ 410.00	\$ 410.00	\$ 1,238.00	\$ 1,238.00
<u>Master of Business Administration</u>				
Full-time	\$ 4,912.00	\$ 4,912.00	\$ 14,856.00	\$ 14,856.00
Less than 12 credit hours	\$ 410.00	\$ 410.00	\$ 1,238.00	\$ 1,238.00
<u>Master of Science in Nursing</u>				
Full-time	\$ 3,918.00	Discontinued	\$ 13,859.00	Discontinued
Less than 12 credit hours	\$ 327.00		\$ 1,155.00	
<u>Master of Health Administration</u>				
Full-time	\$ 3,918.00	\$ 3,918.00	\$ 13,859.00	\$ 13,859.00
Less than 12 credit hours	\$ 327.00	\$ 327.00	\$ 1,155.00	\$ 1,155.00
<u>Master of Public Health</u>				
Full-time	\$ 3,949.00	\$ 3,949.00	\$ 13,929.00	\$ 13,929.00
Less than 12 credit hours	\$ 330.00	\$ 330.00	\$ 1,161.00	\$ 1,161.00
<u>Doctor of Public Health</u>				
Full-time	\$ 4,014.00	\$ 4,014.00	\$ 14,159.00	\$ 14,159.00
Less than 12 credit hours	\$ 335.00	\$ 335.00	\$ 1,180.00	\$ 1,180.00
<u>Master of Science in Kinesiology</u>				
Full-time	\$ 3,918.00	\$ 3,918.00	\$ 13,859.00	\$ 13,859.00
Less than 12 credit hours	\$ 327.00	\$ 327.00	\$ 1,155.00	\$ 1,155.00
<u>Master of Arts in Teaching</u>				
Full-time	\$ 3,618.00	\$ 3,618.00	\$ 13,559.00	\$ 13,559.00
Less than 12 credit hours	\$ 302.00	\$ 302.00	\$ 1,130.00	\$ 1,130.00
<u>Master of Education</u>				
Full-time	\$ 3,618.00	\$ 3,618.00	\$ 13,559.00	\$ 13,559.00
Less than 12 credit hours	\$ 302.00	\$ 302.00	\$ 1,130.00	\$ 1,130.00
<u>Education Specialist</u>				
Full-time	\$ 3,618.00	\$ 3,618.00	\$ 13,559.00	\$ 13,559.00
Less than 12 credit hours	\$ 302.00	\$ 302.00	\$ 1,130.00	\$ 1,130.00
<u>Doctor of Education</u>				
Full-time	\$ 3,618.00	\$ 3,618.00	\$ 13,559.00	\$ 13,559.00
Less than 12 credit hours	\$ 302.00	\$ 302.00	\$ 1,130.00	\$ 1,130.00
	Total Program Cost		Total Program Cost	
Executive MBA Program	\$ 45,000.00	Discontinued	\$ 45,000.00	Discontinued

APPENDIX IB

**UNIVERSITY SYSTEM OF GEORGIA
GRADUATE, PROFESSIONAL PROGRAM & DISTANCE LEARNING TUITION RATES PER SEMESTER - FISCAL YEAR 2016
EFFECTIVE FALL SEMESTER**

	In-State Tuition FY 2015 Rate	In-State Tuition FY 2016 Recommended Rate	Out-of-State Tuition FY 2015 Rate	Out-of-State Tuition FY 2016 Recommended Rate
Kennesaw State University				
Graduate - Full Time	\$ 3,289.00	\$ 3,388.00	\$ 11,877.00	\$ 12,233.00
Graduate - Less than 12 credit hours	\$ 275.00	\$ 283.00	\$ 990.00	\$ 1,020.00
Graduate (Students enrolled at KSU - Marietta (formerly SPSU) during Academic Year 2014/2015) - Full Time	\$ 2,823.00	\$ 2,908.00	\$ 10,270.00	\$ 10,578.00
Graduate (Students enrolled at KSU - Marietta (formerly SPSU) during Academic Year 2014/2015) - Less than 12 credit hours	\$ 236.00	\$ 243.00	\$ 856.00	\$ 882.00
Master of Business Administration				
Full-time	\$ 3,944.00	\$ 4,062.00	\$ 14,251.00	\$ 14,678.00
Less than 12 credit hours	\$ 329.00	\$ 339.00	\$ 1,188.00	\$ 1,224.00
MSN Nurse Practitioner Program (Per Semester)	\$ 3,820.00	\$ 3,919.00	\$ 10,924.00	\$ 11,280.00
Total Program Cost			Total Program Cost	
Coles MBA @ Dalton (5 Semester Program)	\$ 17,210.00	\$ 17,728.00	\$ 17,210.00	\$ 17,728.00
MS in Healthcare Mgt. & Informatics (New)	\$ -	\$ 28,000.00	\$ -	\$ 47,340.00
Executive MBA - Families In Business	\$ 55,593.00	\$ 55,929.00	\$ 55,593.00	\$ 55,929.00
Executive MBA	\$ 55,593.00	\$ 56,884.00	\$ 55,593.00	\$ 56,884.00
Master of Accounting	\$ 24,500.00	\$ 24,500.00	\$ 24,500.00	\$ 24,500.00
MS in Conflict Management	\$ 28,165.00	\$ 28,165.00	\$ 28,165.00	\$ 28,165.00
MA in Global Integrated Communication	\$ 30,096.00	\$ 30,096.00	\$ 30,096.00	\$ 30,096.00
Doctor of Business Administration*	\$ 96,500.00	\$ 96,500.00	\$ 96,500.00	\$ 96,500.00
<i>*The rates for the Doctor of Business Administration Degree program are effective Summer 2015.</i>				
University of West Georgia				
Graduate - Full Time	\$ 2,438.00	\$ 2,658.00	\$ 9,476.00	\$ 10,329.00
Graduate - Less than 12 credit hours	\$ 204.00	\$ 222.00	\$ 790.00	\$ 861.00
Master of Professional Accounting				
Full-time	\$ 3,241.00	\$ 3,665.00	\$ 12,632.00	\$ 12,507.00
Less than 12 credit hours	\$ 271.00	\$ 306.00	\$ 1,053.00	\$ 1,043.00
Master of Business Administration				
Full-time	\$ 3,241.00	\$ 3,665.00	\$ 12,632.00	\$ 12,507.00
Less than 12 credit hours	\$ 271.00	\$ 306.00	\$ 1,053.00	\$ 1,043.00
Ph.D. Psychology - Consciousness & Society				
Full-time	\$ 3,277.00	\$ 3,681.00	\$ 12,790.00	\$ 12,586.00
Less than 12 credit hours	\$ 274.00	\$ 307.00	\$ 1,066.00	\$ 1,049.00
Valdosta State University				
Graduate - Full-time	\$ 2,824.00	\$ 2,909.00	\$ 10,194.00	\$ 10,500.00
Graduate - Less than 12 credit hours	\$ 236.00	\$ 243.00	\$ 850.00	\$ 875.00
Master of Science in Nursing				
Full-time	\$ 3,630.00	\$ 3,715.00	\$ 13,149.00	\$ 13,455.00
Less than 12 credit hours	\$ 303.00	\$ 310.00	\$ 1,096.00	\$ 1,122.00
Master of Social Work				
Full-time	\$ 2,927.00	\$ 3,012.00	\$ 10,555.00	\$ 10,861.00
Less than 12 credit hours	\$ 244.00	\$ 251.00	\$ 880.00	\$ 906.00
Albany State University				
Graduate - Full-time	\$ 2,264.00	\$ 2,264.00	\$ 9,053.00	\$ 9,053.00
Graduate - Less than 12 credit hours	\$ 189.00	\$ 189.00	\$ 755.00	\$ 755.00

APPENDIX IB

**UNIVERSITY SYSTEM OF GEORGIA
GRADUATE, PROFESSIONAL PROGRAM & DISTANCE LEARNING TUITION RATES PER SEMESTER - FISCAL YEAR 2016
EFFECTIVE FALL SEMESTER**

	In-State Tuition FY 2015 Rate	In-State Tuition FY 2016 Recommended Rate	Out-of-State Tuition FY 2015 Rate	Out-of-State Tuition FY 2016 Recommended Rate
Armstrong State University				
Graduate - Full Time	\$ 2,462.00	\$ 2,532.00	\$ 9,154.00	\$ 9,384.00
Graduate - Less than 12 credit hours	\$ 206.00	\$ 211.00	\$ 763.00	\$ 782.00
<u>Master of Health Services Administration</u>				
Full-time	\$ 3,393.00	\$ 3,463.00	\$ 9,244.00	\$ 9,474.00
Less than 12 credit hours	\$ 283.00	\$ 289.00	\$ 771.00	\$ 790.00
<u>Master of Public Health</u>				
Full-time	\$ 3,393.00	\$ 3,463.00	\$ 9,244.00	\$ 9,474.00
Less than 12 credit hours	\$ 283.00	\$ 289.00	\$ 771.00	\$ 790.00
<u>Doctor of Physical Therapy</u>				
Full-time	\$ 4,028.00	\$ 4,098.00	\$ 11,893.00	\$ 12,123.00
Less than 12 credit hours	\$ 336.00	\$ 342.00	\$ 992.00	\$ 1,011.00
<u>Master of Communication Sciences & Disorders</u>				
Full-time	\$ 2,534.00	\$ 2,604.00	\$ 9,422.00	\$ 9,652.00
Less than 12 credit hours	\$ 212.00	\$ 217.00	\$ 786.00	\$ 805.00
Clayton State University				
Graduate - Full Time	\$ 2,350.00	\$ 2,350.00	\$ 8,778.00	\$ 8,778.00
Graduate - Less than 12 credit hours	\$ 196.00	\$ 196.00	\$ 732.00	\$ 732.00
<u>Master of Business Administration</u>				
Full-time	\$ 4,010.00	\$ 4,010.00	\$ 16,017.00	\$ 16,017.00
Less than 12 credit hours	\$ 335.00	\$ 335.00	\$ 1,335.00	\$ 1,335.00
<u>Master of Health Administration</u>				
Full-time	\$ 2,750.00	\$ 2,750.00	\$ 10,977.00	\$ 10,977.00
Less than 12 credit hours	\$ 230.00	\$ 230.00	\$ 915.00	\$ 915.00
Columbus State University				
Graduate - Full Time	\$ 2,343.00	\$ 2,402.00	\$ 9,375.00	\$ 9,609.00
Graduate - Less than 12 credit hours	\$ 196.00	\$ 201.00	\$ 782.00	\$ 801.00
<u>Master of Business Administration</u>				
Full-time	\$ 2,940.00	\$ 2,999.00	\$ 11,763.00	\$ 11,997.00
Less than 12 credit hours	\$ 245.00	\$ 250.00	\$ 981.00	\$ 1,000.00
<u>MS in Organizational Leadership</u>				
Full-time	\$ 2,940.00	\$ 2,999.00	\$ 11,763.00	\$ 11,997.00
Less than 12 credit hours	\$ 245.00	\$ 250.00	\$ 981.00	\$ 1,000.00
<u>Master of Public Administration</u>				
Full-time	\$ 2,759.00	\$ 2,818.00	\$ 11,039.00	\$ 11,273.00
Less than 12 credit hours	\$ 230.00	\$ 235.00	\$ 920.00	\$ 940.00
<u>Ed.D in Curriculum & Leadership</u>				
Full-time	\$ 4,542.00	\$ 4,601.00	\$ 13,069.00	\$ 13,303.00
Less than 12 credit hours	\$ 379.00	\$ 384.00	\$ 1,090.00	\$ 1,109.00
Fort Valley State University				
Graduate - Full-time	\$ 2,103.00	\$ 2,166.00	\$ 7,821.00	\$ 8,056.00
Graduate - Less than 12 credit hours	\$ 176.00	\$ 181.00	\$ 652.00	\$ 672.00

APPENDIX IB

**UNIVERSITY SYSTEM OF GEORGIA
GRADUATE, PROFESSIONAL PROGRAM & DISTANCE LEARNING TUITION RATES PER SEMESTER - FISCAL YEAR 2016
EFFECTIVE FALL SEMESTER**

	In-State Tuition FY 2015 Rate	In-State Tuition FY 2016 Recommended Rate	Out-of-State Tuition FY 2015 Rate	Out-of-State Tuition FY 2016 Recommended Rate
Georgia College & State University				
Graduate - Full-time	\$ 3,388.00	\$ 3,456.00	\$ 12,316.00	\$ 12,316.00
Graduate - Less than 12 credit hours	\$ 283.00	\$ 288.00	\$ 1,027.00	\$ 1,027.00
Georgia Southwestern State University				
Graduate - Full-time	\$ 2,148.00	\$ 2,220.00	\$ 8,580.00	\$ 8,832.00
Graduate - Less than 12 credit hours	\$ 179.00	\$ 185.00	\$ 715.00	\$ 736.00
Master of Business Administration				
Full-time	\$ 2,148.00	\$ 2,580.00	\$ 8,580.00	\$ 8,832.00
Less than 12 credit hours	\$ 179.00	\$ 215.00	\$ 715.00	\$ 736.00
Middle Georgia State University				
Graduate - Full-time	\$ -	\$ 2,340.00	\$ -	\$ 8,160.00
Graduate - Less than 12 credit hours	\$ -	\$ 195.00	\$ -	\$ 680.00
Savannah State University				
Graduate - Full-time	\$ 2,297.00	\$ 2,343.00	\$ 8,538.00	\$ 8,709.00
Graduate - Less than 12 credit hours	\$ 192.00	\$ 196.00	\$ 712.00	\$ 726.00
University of North Georgia				
Graduate - Full Time	\$ 2,571.00	\$ 2,700.00	\$ 10,256.00	\$ 10,769.00
Graduate - Less than 12 credit hours	\$ 215.00	\$ 225.00	\$ 855.00	\$ 898.00
Master of Business Administration				
Semester Rate (6 credit hours)	\$ 3,054.00	\$ 3,119.00	\$ 10,223.00	\$ 10,480.00
Credit hour rate	\$ 509.00	\$ 520.00	\$ 1,704.00	\$ 1,747.00
Master of Science in Nursing Education				
Full-time	\$ 3,244.00	\$ 3,373.00	\$ 11,989.00	\$ 12,502.00
Less than 12 credit hours	\$ 271.00	\$ 282.00	\$ 1,000.00	\$ 1,042.00
Master of Science in Nursing-Family Nurse Practitioner Program				
Full-time	\$ 3,244.00	\$ 3,373.00	\$ 11,989.00	\$ 12,502.00
Less than 12 credit hours	\$ 271.00	\$ 282.00	\$ 1,000.00	\$ 1,042.00
Master of Science in Community Counseling				
Full-time	\$ 3,219.00	Discontinued	\$ 10,256.00	Discontinued
Less than 12 credit hours	\$ 269.00		\$ 855.00	
Master of Science in Mental Health Counseling				
Full-time	\$ 3,219.00	\$ 3,348.00	\$ 10,256.00	\$ 10,769.00
Less than 12 credit hours	\$ 269.00	\$ 279.00	\$ 855.00	\$ 898.00
Doctor of Physical Therapy				
Full-time	\$ 4,132.00	\$ 4,261.00	\$ 11,629.00	\$ 12,142.00
Less than 12 credit hours	\$ 345.00	\$ 356.00	\$ 970.00	\$ 1,012.00
Distance Learning				
eCore - per credit hour	\$ 169.00	\$ 169.00	N/A	N/A
eMajor - per credit hour	\$ 250.00	\$ 250.00	N/A	N/A
M.Ed./M.A.T. Collaborative - per credit hour	\$ 385.00	\$ 385.00	N/A	N/A
WebBSIT - per credit hour	\$ 350.00	\$ 350.00	N/A	N/A
WebMBA - per credit hour	\$ 728.00	\$ 739.00	N/A	N/A

**APPENDIX II
BOARD OF REGENTS
UNIVERSITY SYSTEM OF
MANDATORY FEE RATES PER SEMESTER - FISCAL YEAR 2016
EFFECTIVE FALL SEMESTER**

INSTITUTION	APPROVED RATE FALL 2014	PROPOSED RATE FALL 2015
Georgia Institute of Technology		
Activity	123	123
Athletic	127	127
Health	160	160
Recreation	54	54
Special Institutional Fee	544	544
Technology	107	107
Transportation	81	81
	<hr/>	<hr/>
	\$1,196	\$1,196
Georgia Regents University - Health Sciences		
Activity	42	42
Athletic	145	175
Health	100	105
Special Institutional Fee	450	450
Student Center-Facility	43	43
Technology	70	80
Transportation	35	35
Wellness	40	40
	<hr/>	<hr/>
	\$925	\$970
Georgia Regents University - Summerville		
Activity	42	42
Athletic	145	175
Health	100	105
Special Institutional Fee	295	325
Student Center-Facility	43	43
Technology	70	80
Transportation	35	35
Wellness	40	40
	<hr/>	<hr/>
	\$770	\$845

INSTITUTION	APPROVED RATE FALL 2014	PROPOSED RATE FALL 2015
Georgia State University		
Activity	92	92
Athletic	277	277
Health	40	40
International	19	19
Library Fee	5	5
Recreation-Facility	53	53
Special Institutional Fee	404	404
Student Center-Facility	36	36
Sustainability Fee	3	3
Technology	85	85
<u>Transportation</u>	<u>50</u>	<u>50</u>
	\$1,064	\$1,064
University of Georgia		
Activity	78	78
Athletic	53	53
Connect UGA Fee	18	24
Green Fee	3	3
Health	196	196
Recreation	15	15
Special Institutional Fee	450	450
Student Center-Facility	80	80
Technology	114	114
<u>Transportation</u>	<u>116</u>	<u>116</u>
	\$1,123	\$1,129
Georgia Southern University		
Activity	101	101
Athletic	139	214
Athletic Facility Fee	40	40
FBS Fee	75	N/A
Health	94	94
Recreation Activity Center	30	30
Recreation Activity Center Expansion	112	112
Special Institutional Fee	290	290
Sustainability Fee	10	10
Technology	100	100
<u>Transit</u>	<u>55</u>	<u>55</u>
	\$1,046	\$1,046

INSTITUTION	APPROVED RATE FALL 2014	PROPOSED RATE FALL 2015
Kennesaw State University		
Activity		51
Athletic		221
Health		51
International		11
Parking		93
Recreation Center		85
Shuttle		58
Special Institutional Fee		300
Sports & Recreation Parks Fee		75
Technology		55
<u>Wellness</u>		3
		\$1,003
University of West Georgia		
Activity	59	59
Athletic	170	195
Athletic Complex	80	92
Facility Fee	108	108
Health	101	101
International	5	5
Special Institutional Fee	290	290
Technology	55	55
<u>Transportation</u>	61	76
	\$929	\$981
Valdosta State University		
Access Card	10	10
Activity	134	139
Athletic	140	146
Athletic Fieldhouse Fee	20	20
Health	104	104
Health Facility	46	46
Parking Deck Facilities	118	118
Special Institutional Fee	295	295
Student Center	80	80
Technology	65	65
<u>Transportation</u>	20	35
	\$1,032	\$1,058

INSTITUTION	APPROVED RATE FALL 2014	PROPOSED RATE FALL 2015
Albany State University		
Access Card	5	5
Activity	84	84
Athletic	176	201
Health	56	56
Special Institutional Fee	234	234
Student Center-Facility	100	176
<u>Technology</u>	<u>45</u>	<u>45</u>
	\$700	\$801
Armstrong State University		
Access Card	15	15
Activity	49	49
Athletic	190	190
Health	20	20
Recreation	43	43
Special Institutional Fee	250	250
Student Center-Facility	110	110
<u>Technology</u>	<u>60</u>	<u>60</u>
	\$737	\$737
Clayton State University		
Access Card	20	20
Activity	60	60
Athletic	160	160
Health	46	46
Parking	34	34
Special Institutional Fee	250	250
Student Center-Facility	100	100
<u>Technology</u>	<u>57</u>	<u>57</u>
	\$727	\$727
Columbus State University		
Activity	67	67
Athletic	200	200
Health	43	43
International	14	14
Parking Deck	42	47
Recreation-Facility	170	170
Special Institutional Fee	265	265
Technology	79	79
<u>Transportation</u>	<u>20</u>	<u>30</u>
	\$900	\$915

INSTITUTION	APPROVED RATE FALL 2014	PROPOSED RATE FALL 2015
Fort Valley State University		
Activity	71	71
Athletic	220	220
Health	73	73
Special Institutional Fee	250	250
Student Center-Facility	150	150
Technology	70	70
<u>Transportation</u>	<u>20</u>	<u>20</u>
	\$854	\$854
Georgia College & State University		
Access Card (BobCat)	9	9
Activity	123	123
Athletic	181	181
Health	95	95
Special Institutional Fee	275	275
Technology	68	68
Transportation/Parking	69	69
<u>Wellness Center</u>	<u>175</u>	<u>175</u>
	\$995	\$995
Georgia Southwestern State University		
Activity	65	65
Athletic	205	205
Health	70	70
Special Institutional Fee	242	242
Success Center	33	33
Technology	50	55
<u>Transportation</u>	<u>18</u>	<u>18</u>
	\$683	\$688
Middle Georgia State University		
Activity	45	45
Athletic	100	130
Health (NEW)	N/A	20
Parking	10	10
Recreation	140	140
Special Institutional Fee	200	250
<u>Technology</u>	<u>46</u>	<u>46</u>
	\$541	\$641

INSTITUTION	APPROVED RATE FALL 2014	PROPOSED RATE FALL 2015
Savannah State University		
Activity	55	55
Athletic	300	300
Health	67	67
Special Institutional Fee	202	202
Student Center and Stadium Facility	170	170
Technology	50	50
<u>Transportation</u>	<u>35</u>	<u>35</u>
	\$879	\$879
University of North Georgia - Dahlonega		
Activity	65	65
Athletic	166	200
Health	70	70
Recreation Center	83	83
Special Institutional Fee	225	225
Technology	75	75
<u>Transportation</u>	<u>175</u>	<u>195</u>
	\$859	\$913
University of North Georgia - Gainesville, Oconee, Cumming		
Activity	42	42
Special Institutional Fee	225	225
Technology	75	75
<u>Transportation</u>	<u>65</u>	<u>85</u>
	\$407	\$427
Abraham Baldwin Agricultural College		
Access Card	20	20
Activity	50	50
Athletic	78	88
Health	73	63
Special Institutional Fee	200	200
Technology	50	50
<u>Transportation</u>	<u>30</u>	<u>30</u>
	\$501	\$501

INSTITUTION	APPROVED RATE FALL 2014	PROPOSED RATE FALL 2015
Atlanta Metropolitan State College		
Activity	60	60
Athletic	65	65
Special Institutional Fee	200	200
Student Center Fee	100	100
<u>Technology</u>	<u>40</u>	<u>40</u>
	\$465	\$465
Bainbridge State College		
Activity	43	43
Parking	20	20
Special Institutional Fee	200	200
Student Center-Facility	225	225
<u>Technology</u>	<u>35</u>	<u>35</u>
	\$523	\$523
College of Coastal Georgia		
Access Card	15	15
Activity	60	60
Athletic	175	175
Campus Center	125	125
Recreation & Intramural	25	25
Special Institutional Fee	225	225
<u>Technology</u>	<u>60</u>	<u>60</u>
	\$685	\$685
Dalton State College		
Access Card	20	20
Activity	40	40
Athletic	83	83
Parking Deck	65	65
Recreation	20	20
Special Institutional Fee	200	200
Technology	48	48
<u>Transportation</u>	<u>20</u>	<u>20</u>
	\$496	\$496

INSTITUTION	APPROVED RATE FALL 2014	PROPOSED RATE FALL 2015
Darton State College		
Access Card	10	10
Activity	200	200
Athletic	115	115
Health (NEW)	N/A	20
Special Institutional Fee	200	200
<u>Technology</u>	<u>62</u>	<u>62</u>
	\$587	\$607
East Georgia State College		
Access Card	15	15
Activity	33	33
Athletic	100	100
Health	30	30
Parking	15	15
Special Institutional Fee	200	200
Technology	50	50
<u>Transportation (NEW)</u>	<u>N/A</u>	<u>75</u>
	\$443	\$518
Georgia Gwinnett College		
Activity	55	55
Athletic	160	160
Health	25	25
Health & Wellness	70	70
Infrastructure Support Fee	35	35
International	7	7
Parking	100	100
Special Institutional Fee	245	245
Student Center	115	115
<u>Technology</u>	<u>40</u>	<u>40</u>
	\$852	\$852
Georgia Highlands College		
Access Card	17	17
Activity	40	40
Athletic	50	50
Special Institutional Fee	200	200
Student Support Services Fee	100	100
Technology	50	50
<u>Transportation</u>	<u>10</u>	<u>10</u>
	\$467	\$467

INSTITUTION	APPROVED RATE FALL 2014	PROPOSED RATE FALL 2015
Georgia Perimeter College		
Access Card	10	10
Activity	45	45
Athletic	40	40
Health Services	20	27
Special Institutional Fee	200	200
Student Center-Facility	144	144
<u>Technology</u>	<u>50</u>	<u>50</u>
	\$509	\$516
Gordon State College		
Activity	54	54
Athletic	85	85
Health	10	10
Special Institutional Fee	200	200
Student Recreation Center	139	139
Technology	52	52
<u>Transportation</u>	<u>10</u>	<u>10</u>
	\$550	\$550
South Georgia State College		
Access Card	15	15
Activity	55	55
Athletic	115	115
Parking/Campus Access	10	10
Records	10	10
Special Institutional Fee	170	170
Student Center-Facility	55	55
<u>Technology</u>	<u>85</u>	<u>85</u>
	\$515	\$515

APPENDIX IIIA

**BOARD OF REGENTS OF THE UNIVERSITY SYSTEM OF GEORGIA
FISCAL YEAR 2016 FINAL ALLOCATION OF STATE APPROPRIATIONS
Formula Funds Only**

FY 2015 Original Budget - Formula Funds		\$ 1,729,907,930
Additions:		
Formula Enrollment Growth	\$ 7,624,240	
Maintenance and Operation Funds for New Facilities	\$ 6,896,397	
Merit-based Pay Adjustments and Employee Recruitment and Retention Initiatives	\$ 10,000,000	
Teachers' Retirement System Rate Increase	\$ 15,109,363	
Employees' Retirement System Rate Increase	\$ 146,493	
Health Insurance - Employer Share	\$ 16,762,926	
Retiree Health Benefits	\$ 5,307,276	
Adjustment to agency premiums for Department of Administrative Services administered self insurance programs	\$ 1,672,799	
Debt service payback amount for project at Georgia Institute of Technology	\$ 522,717	
Debt service payback amount for project at Georgia State University	\$ 400,378	
Debt service payback amount for project at former Southern Polytechnic Institute	\$ 198,598	
Debt service payback amount for project at Gordon State College	\$ 189,067	
Georgia Southern University - Advanced Manufacturing	\$ 1,000,000	
Military and Academic Training Center in Warner Robins	\$ 485,000	
Provide additional funds for the new University of North Georgia instructional campus site	\$ 943,000	
Provide funds for statewide economic extension activities at Kennesaw State University	\$ 50,000	
Increase funds for the Georgia Capital Agricultural History Museum	\$ 39,000	
Total Additions		\$ 67,347,254
Reductions, Transfers and Other Adjustments:		
Reduce funding for Georgia Gwinnett College to reflect year two of the plan to eliminate start-up funds over a seven year period	\$ (1,375,000)	
Transfer funds for the Advanced Technology Development Center operating costs to the Enterprise Innovation Institute program	\$ (22,309)	
Total Reductions, Transfers, and Other Adjustments		\$ (1,397,309)
Net Change for FY 2016		\$ 65,949,945
FY 2016 Original Budget - Formula Funds		\$ 1,795,857,875

APPENDIX IIIA
Continued
BOARD OF REGENTS OF THE UNIVERSITY SYSTEM OF GEORGIA
FISCAL YEAR 2016 FINAL ALLOCATION OF STATE APPROPRIATIONS
Line Items and Pass Through Organizations

FY 2015 Original Budget - Line Items and Pass Through Organizations		\$ 209,179,834
Additions:		
Teachers' and Employees' Retirement Systems Rate Increases	\$ 878,202	
Health Insurance and Retiree Health Benefits	\$ 1,792,922	
Merit-based Pay Adjustments and Employee Recruitment and Retention Initiatives	\$ 1,300,508	
Adjustment to agency premiums for Department of Administrative Services administered self insurance programs - Regents Central Office	\$ 19,798	
New Directions formula based on an increase in state population (Georgia Public Libraries)	\$ 158,154	
Continue the establishment and development of the Georgia Film Academy	\$ 2,565,600	
Georgia Youth Science and Technology Initiative	\$ 300,000	
Evaluation and assessment specialist position - Regents Central Office	\$ 96,000	
Agricultural Experiment Station - Three Research and Scientist Positions (Agronomist, Ornamental Horticulturalist & Cotton Physiologist)	\$ 520,000	
Cooperative Extension Service - Six County Extension Agents	\$ 360,000	
Enterprise Innovation Institute - Three Faculty Positions and additional space for the Advanced Technology Development Center's (ATDC) Advanced Computing program	\$ 1,177,691	
Forestry Cooperative Extension - Three Research Positions (Forest Health, Wildlife & Economics)	\$ 300,000	
Marine Institute - Maintenance of Facilities	\$ 169,569	
SREB Payments	\$ 27,200	
Total Additions		\$ 9,665,644
Reductions, Transfers, and Other Adjustments:		
Transfer funds for the Georgia Research Alliance contract from the Innovation and Technology program at the Department of Economic Development	\$ 5,097,451	
Transfer funds for the Georgia Research Alliance contract from the Innovation and Technology program at the Department of Economic Development - Tobacco Funds	\$ 247,158	
Transfer funds from the Teaching program for ATDC operating costs - Enterprise Innovation Institute	\$ 22,309	
Reduce Funds for Film Curriculum Development	\$ (200,000)	
Transfer Funds for Graduate Medical Education to the Georgia Board for Physician Workforce	\$ (1,000,000)	
Total Reductions, Transfers, and Other Adjustments		\$ 4,166,918
Net Increase for Pass Through Organizations (GPTV and GMC)		\$ 1,525,420
Net Change for FY 2016		\$ 15,357,982
FY 2016 Original Budget - Line Items and Pass Through Organizations		\$ 224,537,816

FY 2016 Summary of University System of Georgia including Formula and Line Items and Pass Through Organizations		
Formula Funds (from previous page)		\$ 1,795,857,875
Line Items and Pass Through Organizations		\$ 224,537,816
Total FY 2016 State Funds for the University System of Georgia		\$ 2,020,395,691

APPENDIX IIIB

BOARD OF REGENTS OF THE UNIVERSITY SYSTEM OF GEORGIA FISCAL YEAR 2016 ALLOCATION OF STATE APPROPRIATIONS Formula Funds

Institution	FY 2016 Original Budget: State Appropriations
Formula Funds	
Georgia Institute of Technology	\$ 218,475,641
Georgia Regents University	\$ 183,024,988
Georgia State University	\$ 198,011,705
University of Georgia	\$ 328,974,296
Georgia Southern University	\$ 91,460,935
Kennesaw State University	\$ 114,519,722
University of West Georgia	\$ 49,416,540
Valdosta State University	\$ 45,712,334
Albany State University	\$ 19,471,697
Armstrong Atlantic University	\$ 29,912,995
Clayton State University	\$ 25,198,595
Columbus State University	\$ 34,513,634
Fort Valley State University	\$ 17,833,326
Georgia College & State University	\$ 31,507,908
Georgia Southwestern State University	\$ 11,204,775
Middle Georgia State University	\$ 31,560,380
Savannah State University	\$ 22,026,701
University of North Georgia	\$ 54,501,335
Abraham Baldwin Agricultural College	\$ 15,258,174
Atlanta Metropolitan State College	\$ 10,395,948
Bainbridge State College	\$ 7,080,997
College of Coastal Georgia	\$ 13,318,875
Dalton State College	\$ 14,912,672
Darton State College	\$ 15,339,508
East Georgia State College	\$ 6,927,604
Georgia Gwinnett College	\$ 48,256,874
Georgia Highlands College	\$ 15,319,285
Georgia Perimeter College	\$ 47,225,523
Gordon State College	\$ 11,983,938
South Georgia State College	\$ 10,017,432
Office of Information Technology Services	\$ 29,238,922
Regents Central Office -A	\$ 16,778,211
Skidaway Institute of Oceanography-A	\$ 1,629,172
Alternative Media Access Center (AMAC)	\$ 1,253,344
Shared Services Center - Sandersville	\$ 8,920,850
System Services & Initiatives	\$ 14,673,039
Total Formula Funds	\$ 1,795,857,875

APPENDIX IIIB

Continued

**BOARD OF REGENTS OF THE UNIVERSITY SYSTEM OF GEORGIA
FISCAL YEAR 2016 ALLOCATION OF STATE APPROPRIATIONS
Line Items and Pass Through Organizations**

Institution	FY 2016 Original Budget: State Appropriations
Line Items and Pass Through Organizations	
Agricultural Experiment Station	\$ 38,494,527
Cooperative Extension Service	\$ 32,287,418
Enterprise Innovation Institute	\$ 8,590,935
Forestry Cooperative Extension	\$ 810,431
Forestry Research	\$ 2,660,386
Georgia Archives	\$ 4,646,252
Georgia Public Libraries	\$ 32,869,520
Georgia Tech Research Institute	\$ 5,694,440
Marine Extension Service	\$ 1,243,709
Marine Institute	\$ 926,998
MCG Hospitals and Clinics	\$ 28,840,775
Regents Central Office-B	\$ 10,627,794
Skidaway Institute of Oceanography-B	\$ 1,273,178
Southern Regional Education Board (SREB)	\$ 1,267,160
Special Funding Initiatives	\$ 32,691,972
Vet Medicine Experiment Station	\$ 2,649,796
Vet Medicine Teaching Hospital	\$ 417,163
Total Line Items	\$ 205,992,454
Georgia Public Telecom Commission	\$ 14,997,510
Georgia Military College	\$ 3,547,852
Total Pass Through Organizations	\$ 18,545,362
Total Line Items and Pass Through Organizations	\$ 224,537,816

Summary of University System of Georgia including Formula and Line Items and Pass Through Organizations	
Formula Funds (from previous page)	\$ 1,795,857,875
Line Items and Pass Through Organizations	\$ 224,537,816
Total State Funds for the University System of Georgia	\$ 2,020,395,691

APPENDIX IIIC

BOARD OF REGENTS OF THE UNIVERSITY SYSTEM OF GEORGIA FISCAL YEAR 2016 SPECIAL FUNDING INITIATIVES

Special Funding Initiatives						
	FY 2015 Original Budget	Additions	Additions - Merit	Reductions	Transfers	FY 2016 Original Budget
Fort Valley State University - Land Grant Match	\$ 3,695,233	\$ -	\$ 30,492	\$ -	\$ -	\$ 3,725,725
Georgia Regents University Mission Related	\$ 3,069,553	\$ -	\$ 31,975	\$ -	\$ -	\$ 3,101,528
Georgia Regents University Cancer Center	\$ 10,093,176	\$ -	\$ 93,176	\$ -	\$ -	\$ 10,186,352
Health Professions Initiative - Nursing Faculty	\$ 2,793,158	\$ -	\$ -	\$ -	\$ -	\$ 2,793,158
Health Professions Initiative - Graduate Medical Education	\$ 5,275,000	\$ -	\$ -	\$ -	\$ (1,000,000)	\$ 4,275,000
Kennesaw State University - Georgia Youth Science and Technology Program	\$ 200,000	\$ 300,000	\$ -	\$ -	\$ -	\$ 500,000
Workforce development related to the growing film, television, and digital media industries in Georgia	\$ 400,000	\$ -	\$ -	\$ (200,000)	\$ -	\$ 200,000
Georgia Film Academy through a cooperative partnership between USG & TCSG	\$ -	\$ 2,565,600	\$ -	\$ -	\$ -	\$ 2,565,600
Georgia Research Alliance (Includes \$247,158 in tobacco funds)	\$ -	\$ -	\$ -	\$ -	\$ 5,344,609	\$ 5,344,609
Total Special Funding Initiatives	\$ 25,526,120	\$ 2,865,600	\$ 155,643	\$ (200,000)	\$ 4,344,609	\$ 32,691,972

APPENDIX IV

BOARD OF REGENTS OF THE UNIVERSITY SYSTEM OF GEORGIA FY 2016 CAPITAL BUDGET

PROJECT	AMOUNT
Equipment Funds for Previous Projects:	
University of Georgia - Science Learning Center	3,300,000
Total Equipment Funds	\$ 3,300,000
Construction Funds:	
University of Georgia - Business Learning Community, Phase 2	43,135,000
University of Georgia - Complex Carbohydrate Research Center (CCRC) Addition	17,000,000
Georgia Southern University - Interdisciplinary Academic Building (Design, Construction, Equipment)	33,600,000
Albany State University - Academic Building - Fine Arts	19,800,000
Columbus State University - Academic Core Renovations & Additions (Lenoir and Schwob)	11,870,000
Georgia College and State University - Historic Beeson Hall Renovation	9,100,000
Savannah State University - Science and Technology Facilities	16,000,000
Georgia Gwinnett College - Building-C, Phase 3	11,500,000
Total Construction Funds	\$ 162,005,000
Planning and Design Funds:	
University of West Georgia - Biology Renovation & Expansion	1,900,000
Armstrong State University - Health Professions Academic Center	1,800,000
Clayton State University - Academic Core Renovations	1,400,000
University of North Georgia - Dahlonega - Convocation Center	3,500,000
Atlanta Metropolitan State College - Student Services and Success Center	700,000
Georgia Perimeter College - Alpharetta Labs & Student Learning	500,000
Total Planning and Design Funds	\$ 9,800,000
Small Capital:	
Georgia Institute of Technology - Holland Plant Chilled Water System Modernization and Expansion	5,000,000
Georgia Regents University - Replace/Upgrade Main Electrical Central Energy (Health Sciences)	1,500,000
Georgia State University - Classroom South Addition, Phase 2	4,900,000
Kennesaw State University - English Building Renovation/Addition	4,900,000
Valdosta State University - Renovate Pound Hall	3,500,000
Fort Valley State University - Bishop Hall Renovation	4,000,000
Middle Georgia State University - Natural Science/Nursing (Warner Robins)	5,000,000
Abraham Baldwin Agricultural College - Renovation King Hall	2,500,000
Dalton State College - Pope Center	4,000,000
Darton State College - Student Services Center	1,700,000
East Georgia State College - Academic Building Expansion & Renovation	4,500,000
Total Small Capital	\$ 41,500,000
Other Projects:	
Georgia Regents University - Roosevelt Warm Springs Facility Improvements	20,900,000
University of Georgia - Animal and Dairy Science Building Restoration, Tifton	5,000,000
Middle Georgia State University - Construction Truck Driving Pad (Warner Robins)	1,500,000
Georgia Film Academy - Equipment	4,000,000
Athens and Tifton Veterinary Diagnostic Laboratories - Equipment	1,500,000
Total Other Projects	\$ 32,900,000

APPENDIX IV

BOARD OF REGENTS OF THE UNIVERSITY SYSTEM OF GEORGIA FY 2016 CAPITAL BUDGET

PROJECT	AMOUNT
Major Repair and Renovation (MRR):	
Facility Major Improvements & Renovations - Statewide	60,000,000
Total MRR	\$ 60,000,000
Georgia Public Libraries:	
Three Rivers Regional Library (Folkston, Charlton County)	565,000
Cobb County Public Library (East Marietta Branch)	2,000,000
West Georgia Regional (Villa Rica Library, Carroll County)	1,500,000
Troup Harris Regional (Harris County Public Library)	2,000,000
Greater Clarks Hill Regional (Harlem Library, Columbia County)	2,000,000
Sharon Forks Library (Cumming, Forsyth County)	2,000,000
Georgia Public Libraries - Major Repair and Rehabilitation	1,885,000
Total Georgia Public Libraries	\$ 11,950,000
USG Capital Outlay Total	\$ 321,455,000
Pass Through Organizations:	
Georgia Research Alliance - Equipment	\$ 10,810,000
Georgia Public Telecommunications Commission - Facility Repairs	\$ 350,000
Georgia Public Telecommunications Commission - Transmitter Monitoring and Control System	\$ 270,000
Georgia Military College - Design, Construction and Equipment for the Military Science Academic Building	\$ 1,305,000
Total Pass Through Organizations	\$ 12,735,000
Total Bond Projects	\$ 334,190,000

AGENDA

COMMITTEE ON ORGANIZATION & LAW

April 14, 2015

Agenda Item	Page No.
--------------------	-----------------

APPROVAL ITEM

- | | |
|--|---|
| 1. Mutual Aid Agreement: Clayton State University, MARTA | 1 |
|--|---|

1. Mutual Aid Agreement: Clayton State University, MARTA

Clayton State University seeks the Board of Regents' permission to enter mutually beneficial arrangements to engage in emergency management services with the Metropolitan Atlanta Rapid Transit Authority (MARTA).

AGENDA

COMMITTEE ON PERSONNEL AND BENEFITS

April 14, 2015

Agenda Item

Page No.

INFORMATIONAL ITEM

- | | | |
|----|---|---|
| 1. | Retirement Savings Plans Audit Update and Action Plan | 1 |
|----|---|---|

AGENDA

COMMITTEE ON PERSONNEL AND BENEFITS

April 14, 2015

1. Retirement Savings Plans Audit Update and Plan of Action

Beginning in February 2014, the University System of Georgia's Office of Internal Audit and Compliance, conducted an audit of the USG institutional retirement plans and other deferred compensation arrangements.

The scope of the audit included:

- A review of existing retirement plans,
- A review of atypical compensation plans, and
- Determination of compliance with applicable laws and regulations pertaining to the administration and management of these plans, to include BOR policy and procedures

The audit was performed with assistance from Strategic Benefit Advisors, Inc. (SBA), a consulting group specializing in benefit plan design and compliance.

The audit was completed in July 2014 and the USG institutions were given the opportunity to respond to the audit findings in September 2014.

Generally, the audit found issues that need to be addressed at every institution and nearly all institutions were found to have noncompliance issues specifically related to the administration and management of the plans. In addition, the audit found lack of education and training for the staff managing these plans.

Short and long term plans of action have been developed to address these issues.

AGENDA

COMMITTEE ON ACADEMIC AFFAIRS

April 14, 2015

<u>Agenda Item</u>	<u>Page No.</u>
--------------------	-----------------

ACTION ITEMS

I. Academic Programs

New Program Requests:

- | | |
|--|----|
| 1. Establishment of a Bachelor of Business Administration with a major in Business Administration, Atlanta Metropolitan State College | 3 |
| 2. Establishment of a Bachelor of Science with a major in Environmental Science, Georgia Gwinnett College | 6 |
| 3. Establishment of a Master of Science with a major in Healthcare Management and Informatics, Kennesaw State University | 8 |
| 4. Establishment of a Master of Science in Nursing with a major in Adult/Gerontology Acute Care Nurse Practitioner, Middle Georgia State College | 10 |

Program Modification Requests:

- | | |
|---|----|
| 5. Substantive Change to the existing Master of Education (M.Ed.) with a major in Health and Physical Education to create a stand-alone M.A.T with a major in Health and Physical Education, Georgia State University | 12 |
| 6. Substantive Change to the Bachelor of Landscape Architecture with a major in Landscape Architecture, University of Georgia | 13 |

Renaming of Institute:

- | | |
|---|----|
| 7. Renaming of the existing Institute of Culinary Sustainability and Hospitality to the Michael A. Leven School of Culinary Sustainability and Hospitality, Kennesaw State University | 14 |
|---|----|

II. Named/Endowed Faculty Positions:

8. Establishment of Named Faculty Positions	
a. Establishment of the Vasser Woolley Chair, Georgia Institute of Technology	15
b. Establishment of the Sharon A. and David B. Pearce Professorship I, Georgia Institute Technology	16
c. Establishment of the Neal Family Chair, Georgia Institute of Technology	17
d. Establishment of the William R. McLain Faculty Appointments, Georgia Institute of Technology	18
e. Establishment of the College of Veterinary Medicine/UGA Foundation Distinguished Professorship in Infectious Diseases, University of Georgia	19
9. Named Faculty Position Appointments	20

INFORMATION ITEM:

- Update on Georgia Archives

1. **Establishment of a Bachelor of Business Administration with a major in Business Administration, Atlanta Metropolitan State College**

Recommendation: That the Board approve the request of President Gary McGaha that Atlanta Metropolitan State College (“AMSC”) be authorized to establish a Bachelor of Business Administration (B.B.A.) with a major in Business Administration, effective April 15, 2015.

Program Summary: The proposed Bachelor of Business Administration (BBA) degree will allow AMSC students to complete a baccalaureate degree in Business Administration, rather than requiring students to transfer after completing an associate’s degree.

BBA students will receive a solid foundation in the basics of business administration and management and will be allowed to tailor a program to meet their specific goals (e.g., starting their own business, joining corporate America, exploring international business opportunities, or working with nonprofit organizations). Through guided elective courses, the BBA program will also provide students the opportunity to pursue specific areas of interest by collaborating with AMSC’s existing campus programs. Students who desire to pursue management positions in Digital and Entertainment industries will have the opportunity to take at least two courses from the Digital and Entertainment Design program currently being offered in the Division of Humanities and Fine Arts. Students interested in entrepreneurship careers will have the opportunity to take three courses in entrepreneurship. They will also have access to resources existing within the AMSC Center for Entrepreneurship. The Center for Entrepreneurship provides assistance in writing business plans and opportunities for professional internship placement and other applied experiences.

AMSC will be the only access institution within the University System of Georgia (USG) in the metropolitan Atlanta area offering a baccalaureate degree in Business Administration that prepares students to pursue employment or graduate work in business management. Program courses will draw from existing AMSC programs within the Division of Business and Computer Science and the Division of Humanities and Fine Arts. A three credit hour Internship/Co-op will be required of all students in the BBA program. The primary delivery method for the BBA degree program will be in the “face-to-face” format. Other formats and technological methods will be utilized, including hybrid and online courses to provide flexibility in scheduling. Currently AMSC’s Association of Science in Business programs are nationally accredited by the Accreditation Council for Business Schools and Programs (ACBSP). The college will seek ACBSP accreditation for the BBA program once data has been collected.

List of Similar Existing USG Programs and Productivity:

Institution	Academic Program	FY 2010	FY 2011	FY 2012	FY 2013	FY 2014
Clayton State University	Bachelor of Business Administration with a major in General Business	31	21	19	11	23
College of Coastal Georgia	Bachelor of Business Administration in General Business	0	5	14	22	32
Columbus State University	Bachelor of Business Administration with a major in General Business	32	20	21	15	15
Fort Valley State University	Bachelor of Business Administration with a major in General Business	1	1	0	1	0
Georgia College & State University *	Bachelor of Business Administration with a major in General Business	25	16	21	13	2
Middle Georgia State College	Bachelor of Science in Business Administration	11	29	35	20	35
University of Georgia	Bachelor of Business Administration with a major in General Business	12	14	11	12	6

*in the process of deactivating

Projected Enrollment:

	First FY	Second FY	Third FY	Fourth FY
ENROLLMENT PROJECTIONS				
Student Majors				
Shifted from other programs	0	10	15	20
New to institution	0	20	30	40
Total Majors	30	60	135	180

Fiscal Summary: Resources for this program will come from new funds generated as a result of tuition revenue from enrollment growth and tuition rate increases. Additionally, a portion of the increase in the state allocation will also be earmarked as a source of funds for the BBA program. In the longer term, the program will be entirely supported by tuition revenues.

Facilities Impact: The program will be delivered using existing space and technology infrastructure at the institution.

Accountability: The Office of Academic Affairs will work with the institution to measure the success and continued effectiveness of the proposed program. The program will be reviewed in concert with the institution's programmatic schedule of comprehensive program reviews.

2. **Establishment of a Bachelor of Science with a major in Environmental Science, Georgia Gwinnett College**

Recommendation: That the Board approve the request of President Stanley C. Preczewski, that Georgia Gwinnett College (“GGC”) be authorized to establish a Bachelor of Science (B.S.) with a major in Environmental Science, effective April 15, 2015.

Program Summary: The proposed B.S. degree with a major in Environmental Science will provide an interdisciplinary education for students interested in pressing environmental issues in the natural and social sciences. The Natural Science degree concentration will focus on physical, chemical, and biological factors associated with environmental quality and environmental policy-making decisions. The Social Science degree concentration will focus on the social and economic context in which environmental policy-making decisions are made. Both degree concentrations will direct students to take an active role in environmental decision-making at local, state, national, and international levels. The proposed program will offer practical and applied learning experiences that prepare students for post-graduate schooling or for positions of responsibility in education, industry, medicine, or government.

The proposed program will provide an undergraduate education for graduates entering one of the projected fastest growing job sectors in the United States, according to the US Bureau of Labor Statistics. In addition, GGC is uniquely positioned to enable more first-generation, ethnically diverse students to major in STEM fields. Currently, GGC’s student body is 38.7% Caucasian, 31.4% African-American, 15.6% Hispanic, 9.4% Asian/Pacific Islander, and 4.9% other/not reported. Also, Georgia Gwinnett College already has a significantly large number of STEM majors. In fall 2014, 28%, of GGC’s 10,800+ students were majoring in STEM fields. The program will be taught primarily through the use of face-to-face courses on the GGC campus. Some hybrid courses may be developed.

List of Similar Existing USG Programs and Productivity:

Institution	Academic Program	FY 2010	FY 2011	FY 2012	FY 2013	FY 2014
Georgia College & State University	Bachelor of Science with a major in Environmental Science	9	21	14	16	21
Savannah State University	Bachelor of Science with a major in Environmental Science	6	7	7	6	5
University of Georgia	Bachelor of Science in Environmental Sciences with a majors in Environmental Economics and Management / Environmental Resource Science/ Environmental Chemistry	30	31	43	28	33
Valdosta State University	Bachelor of Science with a major in Environmental Geosciences	13	11	12	9	6

Projected Enrollment:

	First FY	Second FY	Third FY	Fourth FY
ENROLLMENT PROJECTIONS				
Student Majors				
Shifted from other programs	100	100	50	50
New to institution	70	115	165	165
Total Majors	170	215	215	215

Fiscal Summary: Resources for this program will come from new funds generated as a result of tuition revenue from enrollment growth.

Facilities Impact: The program will be delivered using existing space and technology infrastructure at the institution.

Accountability: The Office of Academic Affairs will work with the institution to measure the success and continued effectiveness of the proposed program. The program will be reviewed in concert with the institution's programmatic schedule of comprehensive program reviews.

3. **Establishment of a Master of Science with a major in Healthcare Management and Informatics, Kennesaw State University**

Recommendation: That the Board approve the request of President Daniel Papp that Kennesaw State University (“KSU”) be authorized to establish a Master of Science with a major in Healthcare Management and Informatics, effective April 15, 2015.

Program Summary: The proposed graduate program is an interdisciplinary program spanning three colleges (Coles College of Business, College of Science and Mathematics, and Wellstar College of Health and Human Sciences) and four departments (Information Systems, Computer Science, Mathematics and Statistics, and Nursing). The program is designed to be a premier program addressing the need to produce a skilled workforce to meet the exponentially growing demand of Health IT sector.

The design and curricular components are based on the nationally accepted standards set up by the Commission on Accreditation for Health Informatics and Information Management Education (CAHIM). The proposed curriculum utilizes an interdisciplinary approach towards providing integrated knowledge spanning the domains of the practice and delivery of healthcare; information technology; computing; data analytics; informatics; and leadership/management principles. This collaborative approach will allow our graduates to understand the complexities and interdependencies among relationships that must be considered when making technology and management decisions within a healthcare organization and the key role that informatics can play in the delivery and practice of quality healthcare by provision of relevant information to the decision makers (clinicians, executives, technicians etc.) as and when required. The graduates of the proposed program will be able to utilize the solid foundation provided in the program to take diverse roles as leaders and healthcare executives; chief medical informatics officer (CMIO); chief information officer (CIO), project managers; VP of IT; developers; analysts; and informaticians in the healthcare industry.

The graduate program in Healthcare Management and Informatics will be housed in the Coles College of Business, Department of Information Systems. The program will follow a cohort model and will be delivered on campus over four semesters. There are 11 courses in the program, with a total of 36 credit hours offered during the course of the program. The program offers 33 hours of required coursework and 3 hours of elective.

List of Similar Existing USG Programs and Productivity:

No other similar programs exist within the USG. Two Master of Science in Analytics programs were approved during academic year 2014 at Georgia State University and Georgia Institute of Technology. The table below provides data for a broader variety of master’s level programs inclusive of health services administration and healthcare administration.

Institution	Academic Program	FY 2010	FY 2011	FY 2012	FY 2013	FY 2014
Armstrong State University	Master of Health Services Administration	20	16	9	18	15
Clayton State University	Master of Health Administration	5	5	21	16	32
Georgia Institute of Technology	Master of Science in Health Systems	16	10	7	5	5
Georgia Southern University	Master of Healthcare Administration	3	6	7	5	8
Georgia State University	Master of Science with a major in Health Sciences	36	36	35	31	29
Georgia State University	Master of Health Administration	12	13	34	45	46
Georgia State University	Master of Science in Health Administration	3	5	6	7	4

Projected Enrollment:

	First FY 15	Second FY 16	Third FY 17	Fourth FY 18
ENROLLMENT PROJECTIONS				
Student Majors				
Shifted from other programs	0	0	0	0
New to the institution	15	20	20	25
Total Majors	15	35	40	45

Fiscal Summary: KSU has requested a premium tuition. With approval of the premium tuition, on this same BOR agenda, all program-related costs will be covered.

Facilities Impact: The program will be delivered using existing space and technology infrastructure at the institution.

Accountability: The Office of Academic Affairs will work with the institution to measure the success and continued effectiveness of the proposed program. The program will be reviewed in concert with the institution's programmatic schedule of comprehensive program reviews.

4. **Establishment of a Master of Science in Nursing with a major in Adult/Gerontology Acute Care Nurse Practitioner, Middle Georgia State College**

Recommendation: That the Board approve the request of President Christopher Blake that Middle Georgia State College (“MGSC”) be authorized to establish a Master of Science in Nursing with a major in Adult/Gerontology Acute Care Nurse Practitioner, effective April 15, 2015.

Program Summary: As the first nursing master’s degree this program builds upon the highly successful and respected pre-licensure nursing and RN-BSN programs offered at the college. The proposed program, which focuses on care for an adult and elderly population, responds to a critical need for the region, the state, and the nation. There is an urgent regional need for advanced practice Nurse Practitioners with the knowledge and skills to provide quality care to the adult and elderly populations.

Georgia is one of twelve states reporting greater than 1 million adults aged 65 and older. These 12 states combined, comprise 59% of the total population of older adults in the United States. Specialized nursing care for this specific population requires in-depth understanding of complex physical, social, and cognitive needs to maintain optimum health and functional independence, and to reduce the risk of complications associated with chronic illness and co-morbid conditions. Advanced practice nurses are well-suited to serve this population, yet few programs exist in Georgia to prepare Nurse Practitioners to meet the complex needs of the elderly population.

The MGSC nursing programs have strong community partnerships with various healthcare agencies across the region. The proposed MSN program will further expand other current School of Health Science's partnerships in the areas of long term care and acute care. Graduates will possess the skills to provide and manage advanced nursing care for the adult patient in acute healthcare environments including emergency rooms, intensive care units, trauma units, and in advanced diagnostic areas.

The proposed program will be housed on the Warner Robins campus of Middle Georgia College. There will also be online courses and clinicals arranged with regional health care facility partners. The program will be consistent with the Accrediting Commission for Education in Nursing (ACEN) standards of Master's level nursing education. The curriculum is in compliance with the American Association of Colleges of Nursing (AACN), the National Organization of Nurse Practitioner Faculties (NONPF), and the Georgia Board of Regents academic program policy. MGSC will seek ACEN accreditation for the program upon approval of the program by the BOR.

The program will require a degree credit hour waiver. The American Nurses Credentialing Center (ANCC) requires a minimum of 500 clinical practice hours in order for graduates to be eligible to sit for the Nurse Practitioner certification exam. In order to achieve the requirement of 500 clinical practice hours, the standard of equating one credit hour for three clinical contact hours was used. The program requirement of 43 credit hours is within the range of existing Master's level Nurse Practitioner programs within the region, state and nation. Therefore, there will be no significant impact on students.

List of Similar Existing USG Programs and Productivity:

Institution	Academic Program	FY 2010	FY 2011	FY 2012	FY 2013	FY 2014
Albany State University	Master of Science in Nursing	15	12	27	17	22
Armstrong State University	Master of Science in Nursing	8	12	15	13	13
Clayton State University	Master of Science in Nursing	6	2	5	7	5
Columbus State University	Master of Science in Nursing	NA	NA	NA	0	1
Georgia Regents University	Master of Science in Nursing , all majors	74	114	142	131	142
Georgia State University	Master of Science in Nursing	40	43	89	80	75
University of North Georgia	Master of Science with a major in Nursing Education	9	9	8	7	6
University of West Georgia	Master of Science in Nursing	9	10	6	25	38
Valdosta State University	Master of Science in Nursing	8	10	14	15	21

Projected Enrollment:

	First FY	Second FY	Third FY	Fourth FY
I. ENROLLMENT PROJECTIONS				
Student Majors				
Shifted from other programs	0	0	0	0
New to the institution	15	30	30	30
Total Majors	15	30	30	30

Fiscal Summary: Resources for this program will come from new funds generated as a result of tuition revenue from enrollment growth and tuition rate increases. In the longer term, the program will be entirely supported by tuition revenues.

Facilities Impact: The program will be delivered using existing space and technology infrastructure at the institution.

Accountability: The Office of Academic Affairs will work with the institution to measure the success and continued effectiveness of the proposed program. The program will be reviewed in concert with the institution's programmatic schedule of comprehensive program reviews.

5. Request for a Substantive Change to the existing Master of Education (M.Ed.) with a major in Health and Physical Education program to create a stand-alone M.A.T with a major in Health and Physical Education, Georgia State University

Recommended: That the Board approve the request of President Mark Becker that Georgia State University (“GSU”) be authorized to substantively change the existing Master of Education (M.Ed.) with a major in Health and Physical Education to create a stand-alone Master of Arts in Teaching (M.A.T.) with a major in Health and Physical Education, effective April 15, 2015.

Abstract: Currently, GSU serves two different populations with the existing M.Ed. with a major in Health and Physical Education program: students who have initial certification and those who have a degree in another content area but are now seeking initial licensure. GSU seeks to create a stand-alone MAT degree that will focus on students seeking initial licensure, while retaining the M.Ed. to target certified teachers. GSU currently has 18 students enrolled in this M.Ed., and projects that enrollments will increase in both programs as the specific needs of each population are met.

Projected Enrollment:

	First FY	Second FY	Third FY	Fourth FY
ENROLLMENT PROJECTIONS				
<i>Total Majors</i>	14	16	18	20

6. **Request for a Substantive Change to the existing Bachelor of Landscape Architecture (B.L.A.), University of Georgia**

Recommended: That the Board approve the request of President Jere Morehead that the University of Georgia (“UGA”) be authorized to substantively change the existing Bachelor of Landscape Architecture, effective April 15, 2015.

Abstract: UGA seeks approval to decrease the number of hours required for the major in Landscape Architecture (B.L.A.) from 150 to 120 hours. The request for this change is prompted by a decline in the enrollment in the major and the national trend to reduce the duration of the program from five years to four years. The proposed shortened program of study does not adversely affect the program’s educational quality or content, or accreditation status with the Landscape Architecture Accreditation Board (LAAB).

From a content perspective, the proposed four-year degree program is restructured in such a way that only two courses within the existing five-year program are eliminated due to the redundancy of the material from these classes being covered in other courses. From a quality perspective, the proposed four-year degree program enhances the quality of the program through: (1) integration of digital technology into design studio courses in order to improve the efficiency and timing of content delivery and output; (2) adopting a new pedagogical teaching model for design studio courses that mirrors the workflow and operating procedures of professional design offices; and (3) adjusting curriculum content, sequencing, and adding flexibility to reflect changes in the national licensing exam (LARE) and developing specializations within the profession of landscape architecture.

7. **Renaming of the existing Institute of Culinary Sustainability and Hospitality to the Michael A. Leven School of Culinary Sustainability and Hospitality, Kennesaw State University**

Recommended: That the Board approve the request of President Daniel Papp that Kennesaw State University (“KSU”) be authorized to rename the existing Institute of Culinary Sustainability and Hospitality to the Michael A. Leven School of Culinary Sustainability and Hospitality, effective April 15, 2015.

Abstract: The renaming of the Institute is in recognition of Mr. Michael Leven’s \$5 million gift commitment to support KSU’s highly successful Culinary Sustainability and Hospitality program. Mr. Leven recently retired as president of the Las Vegas Sands Hotel Corporation after a 44-year career in the hospitality industry, including terms as president of Holiday Inn Worldwide and President and COO of Days Inn of America. He currently serves as Chairman and Chief Executive Office of the Georgia Aquarium. Mr. Levin’s substantial contribution will provide funds for an Endowed Chair, scholarships for students with financial need, and other programmatic enhancements.

8. a. Establishment of the Vasser Woolley Chair, Georgia Institute of Technology

Recommended: That the Board approve the request of President G. P. Peterson that the Georgia Institute of Technology (“GIT”) be authorized to establish the Vasser Woolley Chair, effective April 15, 2015.

Abstract: Georgia Institute of Technology seeks approval to establish the Vasser Woolley Chair to be housed in the School of Chemistry and Biochemistry of the College of Sciences. The Georgia Tech Foundation has confirmed that funds available to support the Chair total to at least \$1.5 million. The Chair is supported through the philanthropy of the Vasser Woolley Foundation, Inc. The first Vasser Woolley Chair was created in year 2007. Subsequent growth has enabled support for an additional chair. It is anticipated that the Vasser Woolley Chair shall enhance the School of Chemistry and Biochemistry in its efforts to recruit and retain teacher-scholars to positions of academic leadership.

Background: The beginning of the Vasser Woolley Foundation can be traced to the 1917 establishment of the Seydell-Woolley Company, a family business that specialized in the processing of chemicals, in particular sizing, for the textile industry. Several members of the family-owned business are Georgia Tech alumni. The company experienced growth during the 1960s and 1970s such that major product use occurred with organizations involved in textiles, construction, mining, adhesives, and coatings. The present day Seydel Companies, Inc. develops, manufactures, and markets textile process chemicals globally. The Vasser Woolley Foundation was incorporated in 1961 in Georgia and focuses on the arts and education. The Foundation was named in memory of Vasser Woolley Jr., who was born in 1896 and distinguished himself in the areas of textiles and real estate. Mr. Woolley later was found deceased in the 1962 Paris airplane crash along with 122 prominent Atlantans.

8. **b. Establishment of the Sharon A. and David B. Pearce Professorship I, Georgia Institute of Technology**

Recommended: That the Board approve the request of President G. P. Peterson that the Georgia Institute of Technology (“GIT”) be authorized to establish the Sharon A. and David B. Pearce Professorship I, effective April 15, 2015.

Abstract: Georgia Institute of Technology seeks approval to establish the Sharon A. and David B. Pearce Professorship I within the Scheller College of Business. The Georgia Tech Foundation has confirmed that funds available to support the Professorship total to at least \$750,000. The Professorship is supported through the philanthropy of Sharon A. and David B. Pearce. It is anticipated that the Professorship shall enhance the Scheller College of Business in its efforts to recruit and retain teacher-scholars to this position of academic leadership.

Biosketch: Mr. David Pearce currently serves as executive chairman of Vitriflex, Inc. a developer of gas barrier film solar technology. He also serves as a venture partner at Draper Nexus, assessing business plans for investment in the U.S.-Japan venture capital firm, and as chairman at Tusaar Corp., a technology startup. David Pearce retired in August 2012 as chief executive officer of NuvoSun, a thin-film solar manufacturing company which he founded in 2008. Prior to NuvoSun, Mr. Pearce founded MiaSolé, a thin film solar panel efficiency company where he served as chief executive officer for six years. He has founded and served as CEO or president of four venture-backed companies including MiaSolé, Optcom, an optical component company, SciVac, Inc. a vacuum system capital equipment company, and JTS Corporation, a disk drive company. Mr. Pearce came to Silicon Valley in 1985 as CEO of Domain Technology, a pioneer in thin-film media for the data storage industry, a company he took public in 1987. Mr. Pearce’s career began in 1972 at Xerox Corporation in Plano, Texas.

8. c. Establishment of the Neal Family Chair, Georgia Institute of Technology

Recommended: That the Board approve the request of President G. P. Peterson that the Georgia Institute of Technology (“GIT”) be authorized to establish the Neal Family Chair, effective April 15, 2015.

Abstract: Georgia Institute of Technology seeks approval to establish the Neal Family Chair in the Sam Nunn School of International Affairs within the Ivan College of Liberal Arts. The Georgia Tech Foundation has confirmed that funds available to support the Chair total to at least \$1.5 million. The Chair is supported through the philanthropy of Michael Neal. It is anticipated that the Chair shall enhance the Sam Nunn School of International Affairs in its efforts to recruit and retain teacher-scholars to this position of academic leadership.

Biosketch: Mr. Michael Neal joined General Electric Company (NYSE: GE) in 1979. By 1987, he was named vice president and general manager of Vendor Financial Services. Three years later Mr. Neal became general manager of GE Commercial Equipment Financing (CEF). Under his leadership, CEF became the world’s largest provider of financing for equipment of all types. He then served as GE Capital executive vice president from 1994 to 1999, a period of sharp growth for the financial services businesses. In 2000, he was named GE Capital’s president and chief operating officer. In 2002, he became president and chief executive officer of GE Commercial Finance and president of GE Capital Services. Three years later, he was named a vice chairman of General Electric Company and chairman of GE Capital Corporation. After serving thirty-four years with the company, Mr. Neal retired as a vice chairman of General Electric Company and as chairman and chief executive officer of GE Capital Services in December 2013. Mr. Neal currently serves on the JPMorgan Chase & Co. Board of Directors. He also serves on the advisory boards of the Sam Nunn School of International Affairs at Georgia Tech, the Carey Business School at Johns Hopkins University where he is executive in residence and senior advisor to the Dean, the Georgia Tech Campaign Steering Committee, and the Georgia Tech Foundation Board of Trustees.

8. **d. Establishment of the William R. McLain Faculty Appointments, Georgia Institute of Technology**

Recommended: That the Board approve the request of President G. P. Peterson that the Georgia Institute of Technology (“GIT”) be authorized to establish the William R. McLain faculty appointments, effective April 15, 2015.

Abstract: Georgia Institute of Technology seeks approval to establish the William R. McLain Faculty Appointments in the School of Chemical and Biomolecular Engineering in the College of Engineering. The Georgia Tech Foundation has confirmed that funds available to support the special faculty positions total to at least \$1 million (\$500,000 designated to each). The special faculty positions are supported through the philanthropy of William R. McLain. It is anticipated that the appointments shall enhance the School of Chemical and Biomolecular Engineering in its efforts to recruit and retain faculty members to positions of academic leadership in the field of polymers and related materials. The donor agreement indicates that the School will be afforded the flexibility in determining deployment of the fund distribution in support of faculty positions inclusive of professorships and chairs.

Biosketch: Mr. William R. McLain, a 1941 chemical engineering graduate of Georgia Tech, was the founder, chairman, and chief executive officer of Kusan, Inc. of Tennessee. Kusan, Inc. was a brand name for materials used in industrial components and toys. The company molded, decorated, and assembled plastic components for major industries. Mr. McLain’s passion was in the area of plastics research. An article contributor to national trade journals, Mr. McLain was an inventor and held several toy patents. He was a former trustee and past chairman of the Georgia Tech Advisory Board.

8. **e. Establishment of the College of Veterinary Medicine/UGA Foundation Distinguished Professorship in Infectious Diseases, University of Georgia**

Recommended: That the Board approve the request of President Jere Morehead that the University of Georgia (“UGA”) be authorized to establish the College of Veterinary Medicine/UGA Foundation Distinguished Professorship in Infectious Diseases, effective April 15, 2015.

Abstract: The University of Georgia seeks approval to establish the College of Veterinary Medicine/UGA Foundation Distinguished Professorship in Infectious Diseases to be housed within the College of Veterinary Medicine. The College of Veterinary Medicine established the endowed fund with an initial investment of \$500,000. The University of Georgia Foundation reports that funds on deposit have a current balance of \$499,937.90 for the special faculty position as of March 31, 2015. The holder of the endowed position will have an outstanding record in externally funded research and publications as well as bring currently funded research to the University. The holder of the position is expected to engage in teaching, research, and public service. The endowed position will not be held in conjunction with any other chair or special professorship. The purpose of the endowed position is to support scholarly activities. The Distinguished Professorship will be housed in the Department of Infectious Diseases.

9. Named Faculty Position Appointments

Details regarding institutional requests to appoint faculty with the appropriate qualifications into named faculty positions are found in the supplemental agenda. The following are included this month.

Institution Name: Georgia Institute of Technology

Faculty's Name: Dr. Facundo Fernandez

Chair/Professorship Name: Vasser Woolley Chair

Institution Name: University of Georgia

Faculty's Name: Dr. Michael Trent

Chair/Professorship Name: College of Veterinary Medicine/UGA Foundation Distinguished Professorship in Infectious Diseases

AGENDA

COMMITTEE ON ECONOMIC DEVELOPMENT

April 14, 2015

<u>Agenda Item</u>	<u>Page No.</u>
INFORMATION ITEM	
1. Workforce Development and Entrepreneurship Hubs (E-Hubs) at USG Institutions	1

1. Workforce Development and Entrepreneurship Hubs (E-Hubs) at USG Institutions

Vice Chancellor Mark Lytle will present a status update of ongoing USG-USO activities related to workforce development and the establishment of entrepreneurship hubs (E-Hubs) at USG institutions. This is for information only and no action by the board is required.

AGENDA

COMMITTEE ON REAL ESTATE AND FACILITIES

April 14, 2015

<u>Agenda Item</u>	<u>Page No.</u>
INFORMATION ITEMS	
1. Guaranteed Energy Savings Performance Contracts Update	1
2. High Performance Computing Center, Georgia Institute of Technology	2
3. Van Leer Interdisciplinary Design Commons, Georgia Institute of Technology	3
CONSENT ITEMS	
4. Appointment of Design Professional Firm, Project No. BR-50-1501, Science Park Phase II Build-out, Georgia State University	4
5. Appointment of Design Build Firm, Project No. BR-66-1501, Central Warehouse, Georgia Southern University	5
6. Naming of the Garden Club Terrace at Foley Field Stadium, University of Georgia	6
APPROVAL ITEMS	
7. Acquisition of Real Property, Street Abandonment – State Street and Atlantic Drive, Georgia Institute of Technology	7
8. Reversion of Real Property, U.S. Department of Veterans Affairs, Dublin, Middle Georgia State College	8
9. Ground Lease, Skidaway Island Wind Turbine Project, University of Georgia	9
10. Naming of the Texas Instruments Plaza, Van Leer Building, Georgia Institute of Technology	10

AGENDA

COMMITTEE ON REAL ESTATE AND FACILITIES

April 14, 2015

1. Guaranteed Energy Savings Performance Contracts Update

Vice Chancellor Jim James and Director of Management and Operations, Ken Crowe, will update the Board on the implementation of the Fiscal Year 2015 Guaranteed Energy Savings Performance Contract program.

In January 2014, the Board was informed about this program, which allows capital renewal projects that improve energy efficiency to be funded using energy and operational savings over a multi-year period. The Board subsequently approved the appointment of an energy services provider for a project at Georgia Institute of Technology in October 2014 and at the University of Georgia in November 2014.

The selected energy services provider has completed an Investment Grade Energy Audit and identified the proposed Energy Conservation Measures (ECM) for each institution listed below.

This is provided as information only. It is anticipated that Board authorization of both projects will be requested in May, after contract conditions and financial closing documents are fully developed.

ECM	Description	Cost	Annual Savings
UGA ECM-1	Interior Lighting Upgrade	\$ 1,472,620	\$ 138,083
UGA ECM-3	Domestic Water Conservation	\$ 135,581	\$ 106,631
UGA ECM-4	Chilled Water System Controls Upgrade	\$ 637,517	\$ 120,071
UGA ECM-5	Building Automation Controls Upgrade	\$ 283,462	\$ 33,376
GIT ECM-1	Holland Chilled Water Plant Optimization and Chiller Replacement	\$ 3,992,530	\$ 462,824
GIT ECM-2	Holland Plant Cooling Tower Water Savings	\$ 1,194,837	\$ 136,778
GIT ECM-3	10 th Street Chilled Water Plant Optimization	\$ 1,936,386	\$ 495,236
GIT ECM-9	Delta-T Building Improvements	\$ 23,616	\$ 17,000
GIT ECM-11	10 th Street Plant Cooling Tower Water Savings	\$ 635,480	\$ 170,400
GIT ECM-12	Holland Plant Process Cooling Water Savings	\$ 63,422	\$ 205,436
Rebates and Fees		(\$ 200,000)	
Total Financed Cost		\$ 10,175,451	
Financing Costs *		\$ 1,000,000	
Continuing Services		\$ 1,650,959	
Total Project Cost/ Annual Savings		\$ 12,826,410	\$ 1,885,835

*Pending Final Interest Rate

Simple Payback: 6.7 years

2. High Performance Computing Center, Georgia Institute of Technology

Vice Chancellor Jim James will present an update on a proposed project by Georgia Institute of Technology (“GIT”) to partner with a developer on the design and construction of the High Performance Computing Center in Technology Square. The Board was previously informed about this project in January 2015 through a presentation by President G.P. “Bud” Peterson. Since that time, GIT has initiated the process to select a developer for the project. Two developers have been selected as finalists through a rigorous, qualifications-based shortlisting process and from an initial pool of eight firms. Selection of the final developer is expected in late April 2015.

GIT proposes to lease approximately 340,000 square feet (“SF”) of space as anchor tenant in the new development, including a 40,000 SF data center and 300,000 SF in computational lab, research, teaching and office space. The development would be located on a block of property owned by the Georgia Tech Foundation (“Foundation”) and bounded by Spring Street NW, Armstead Place NW, West Peachtree Street NW and 4th Street NW. The Foundation intends to ground lease the site to the developer.

The lease is anticipated to start in early 2018, with a ten-year initial term followed by five annual renewal options. Lease and operating costs will be paid from a combination of institutional funds, donations, and indirect cost recovery funds from the Georgia Tech Research Institute.

Future Board action will be required to approve the final scope and lease terms for this proposed project and to authorize execution of the lease.

3. Van Leer Interdisciplinary Design Commons, Georgia Institute of Technology

Georgia Institute of Technology (“GIT”) proposes to renovate approximately 16,000 square feet within the existing Blake R. Van Leer Building to create the new Interdisciplinary Design Commons (“IDC”) and construct an adjoining outdoor plaza.

The Van Leer Building, located in the center of the campus at the corner of Tech Green and Atlantic Drive, was constructed in 1962 and provides offices, classrooms and laboratory space for the School of Electrical and Computer Engineering. The proposed project would transform the building’s two-story rotunda into a student design facility that contains state-of-the-art computing and simulation tools and studio spaces, which is intended to encourage collaboration and innovation among students from all disciplines.

The scope of work would include a comprehensive renovation of existing student study and instructional space to create laboratories, shop spaces, and meeting spaces to support student design and fabrication activities, as well as assembly, prototyping, and testing. Removal of lead paint and asbestos and replacement of mechanical systems is included in the project scope. An outdoor plaza accessible from the ground floor of the rotunda will be constructed in association with the renovation, to provide space for display of student projects and add visibility to the IDC from the surrounding campus area.

The total project cost is estimated at \$11 million, with \$4.6 million from institution funds and \$6.4 million from private donations. The IDC is expected to be operational in August 2017.

Future Board action will be required to authorize the project.

4. **Appointment of Design Professional Firm, Project No. BR-50-1501, Science Park Phase II Build-out, Georgia State University**

Recommended: That the Board approve the ranking of the named design professional firms listed below for the identified project and authorize contract negotiations to proceed with the top-ranked firm, and authorize the execution of a contract with the top-ranked firm. Should it not be possible to execute a contract with the top-ranked firm, staff will then attempt to negotiate and execute a contract with the other listed firms in rank order.

Following public advertisement, a qualifications-based selection process was held in accordance with Board of Regents procedures. The following recommendation is made:

Project No. BR-50-1501, Science Park Phase II Build-out, Georgia State University

Project Description: This project was authorized by the Board in March 2015. Two floors of the build-out will be open research laboratories with support spaces and the third will be a small vivarium. Mechanical, electrical and fire protection work for these floors will be included in the project. The build-out will also include the installation of a backup chiller and cooling tower for the HVAC system, a secondary passenger elevator and a fully enclosed, elevated pedestrian bridge connecting the Phase II building to the Petit Science Center.

The project will be funded from institutional indirect cost recovery funds.

Total Project Cost:	\$19,489,000
Construction Cost (Stated Cost Limitation):	\$15,000,000

Number of firms that applied for this commission: 14

Recommended firms in rank order:

- 1)
- 2)
- 3)

5. **Appointment of Design Build Firm, Project No. BR-66-1501, Central Warehouse, Georgia Southern University**

Recommended: That the Board approve the ranking of the named design-build firms listed below for the identified project and authorize contract negotiations to proceed with the top-ranked firm, and authorize the execution of a contract with the top-ranked firm. Should it not be possible to execute a contract with the top-ranked firm, staff will then attempt to negotiate and execute a contract with the other listed firms in rank order.

Following public advertisement, a qualifications-based selection process was held in accordance with Board of Regents procedures. The following recommendation is made:

Project No. BR-66-1501, Central Warehouse, Georgia Southern University

Project Description: This project was authorized by the Board in March 2015. The new facility will include storage and office space for a number of departments including Communication Arts, Procurement and Central Receiving. A secure and environmentally controlled archaeological repository space will also be included, supporting the Georgia Southern Museum and research needs.

The project will be funded from institutional funds.

Total Project Cost:	\$8,000,000
Construction Cost (Stated Cost Limitation):	\$6,146,000

Number of firms that applied for this commission: 21

Recommended firms in rank order:

- 1)
- 2)
- 3)

6. Naming of the Garden Club Terrace at Foley Field Stadium, University of Georgia

Recommended: That the Board approve the naming of the right field terrace at Foley Field Stadium, University of Georgia (“UGA”) the “Garden Club Terrace” in honor of Bill Powell, Dick Copas, and Reid Parker.

Understandings: President W. Jere Morehead confirms that this naming conforms to the UGA naming guidelines and with the Board of Regents naming policy.

Dr. Bill Powell, who retired in 1993, was a Professor of Plant Pathology in the UGA College of Agricultural and Environmental Sciences and UGA Athletic Association Faculty Athletic Representative.

Dick Copas was a UGA Golf Coach from 1971 to 1996 and UGA Athletic Association Academic Coordinator and Dormitory Supervisor.

Dr. Reid Parker, now deceased, was a faculty member and department head in the UGA School of Forestry and Natural Resources, UGA Athletic Association Academic Faculty Athletic Representative and Athletic Director for Administration.

7. Acquisition of Real Property, Street Abandonment – State Street and Atlantic Drive, Georgia Institute of Technology

Recommended: That the Board authorize the purchase of approximately 0.91 acres of improved real property located on Atlantic Drive and State Street, Atlanta, from the City of Atlanta (the “City”) for the use and benefit of the Georgia Institute of Technology (“GIT”).

Recommended further: That the legal details involved with acquiring this real property be handled by the Georgia Department of Law.

Understandings: The portions of Atlantic Drive and State Street (the “Roads”) located south of Peachtree Place were previously abandoned by the City of Atlanta. The remainder of the Roads between Peachtree Place and 10th Street (the “Rights-of-Way”) have remained public as they were utilized to access private properties. With the exception of two parcels owned by The University Financing Foundation on the southwest corner of 10th Street and State Street, the Board of Regents has since acquired the properties that abut the Rights-of-Way.

The City’s abandonment of the Rights-of-Way allows GIT to convert Atlantic Drive into a pedestrian promenade and widen State Street to accommodate new bike lanes and additional traffic from the North Campus Parking Deck. These acquisitions are necessary to support the newly constructed Engineered Biosystems Building and infrastructure associated with future buildings and the eco-commons project.

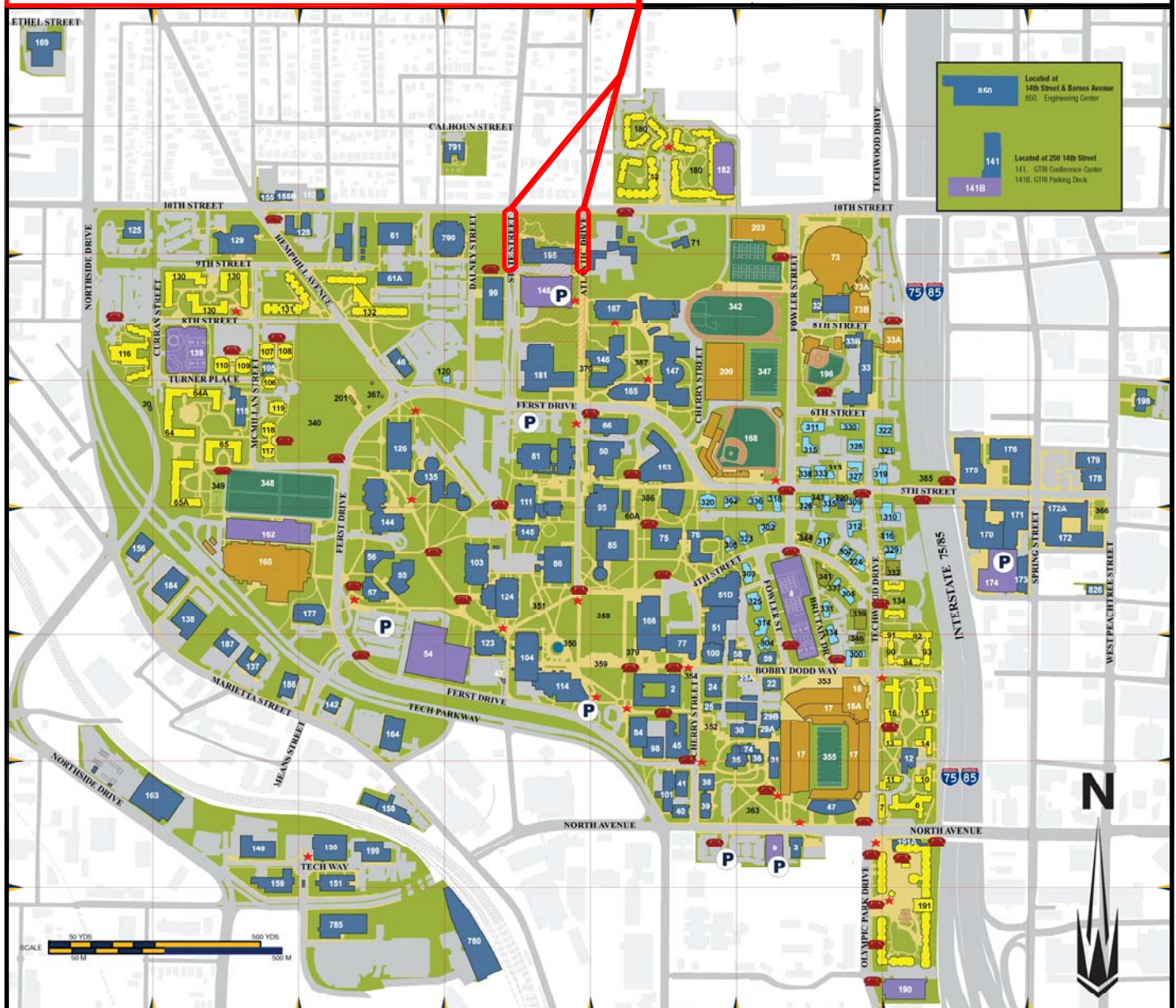
Appraisals procured by the City of Atlanta value the State Street abandonment at \$145,000 and the Atlantic Drive abandonment at \$125,000. Subject to the passage of abandonment legislation by the Atlanta City Council, the City will convey the Rights-of-Way to the Board of Regents for \$31,900 and other previous considerations associated with infrastructure improvements installed around the GIT campus.

An environmental site assessment of the Rights-of-Way has been conducted and indicates no significant adverse environmental issues.

There are no restrictions associated with the acquisition and no known reversions, restrictions or adverse easements associated with the real property to be acquired. The City will reserve any existing easements associated with the Rights-of-Way.

ATLANTIC DRIVE & STATE STREET

Georgia Institute of Technology Campus Map 2015
Office of Capital Planning and Space Management



8. Reversion of Real Property, U.S. Department of Veterans Affairs, Dublin, Middle Georgia State College

Recommended: That the Board declare its interest in approximately 7.344 acres of improved real property located at 1826 Veterans Boulevard, Dublin, Georgia, to be no longer advantageously useful to the Middle Georgia State College ("MGSC") or other units of the University System of Georgia ("USG") but only to the extent and for the purpose of allowing the reversion of this real property to the U.S. Department of Veterans Affairs ("VA") for the benefit of MGSC and the USG.

Recommended further: That the Board authorize the conveyance of the above property to the VA for title clearing purposes and other valuable consideration.

Understandings: In 2001, the VA donated approximately 39 acres of improved real property to the Board of Regents subject to the property reverting back if the property ceases to be used for educational purposes.

Approximately 7.344 of the donated 39 acres were improved with two buildings constructed in 1944 that are currently in need of extensive repair. MGSC does not use the buildings, and has no future plans to use or renovate the buildings. Upon reversion of the 7.334 acres, the VA intends to demolish the buildings and construct a surface parking plot to support the adjacent Carl Vinson VA Medical Center.

9. Ground Lease, Skidaway Island Wind Turbine Project, University of Georgia

Recommended: That the Board declare approximately 6.08 acres of unimproved real property located along 10 Ocean Science Circle, Savannah, Georgia at the University of Georgia (“UGA”), Skidaway Institute of Oceanography to be no longer advantageously useful to UGA or other units of the University System of Georgia but only to the extent and for the purpose of ground leasing the property to Georgia Power Company (“GPC”) to construct, operate and maintain as a research wind energy generation facility (“Small Wind Demonstration Project”).

Recommended further: That the Board authorize the execution of a ground lease of the property to GPC for up to two years at a rent of \$5,168 (\$850 per acre) per year, together with an option to extend the ground lease for two additional six month periods.

Recommended further: That the Board authorize the execution of any necessary access, use, and construction easements, between the Board of Regents and GPC, for the above-referenced property for a period commensurate with that of the above-referenced ground lease for the purpose of constructing, operating and maintaining the Small Wind Demonstration Project.

Understandings: In February 2015, the Board was informed about the Small Wind Demonstration Project and that further action to lease the property was anticipated.

GPC intends to install a meteorological tower, four wind turbines and an underground electrical distribution system on the ground leased property to study the feasibility of small wind technologies and evaluate wind resources in the coastal area. Through this research partnership with GPC, Georgia Southern University will study the external and environmental impact of the turbines. In addition, GPC will transfer to UGA all renewable energy credits associated with this project. These credits will allow UGA to achieve a portion of the renewable energy goals in the UGA’s 2020 Strategic Plan.

A Georgia Environmental Policy Act assessment has been completed and indicates no significant adverse environmental effects from this lease.

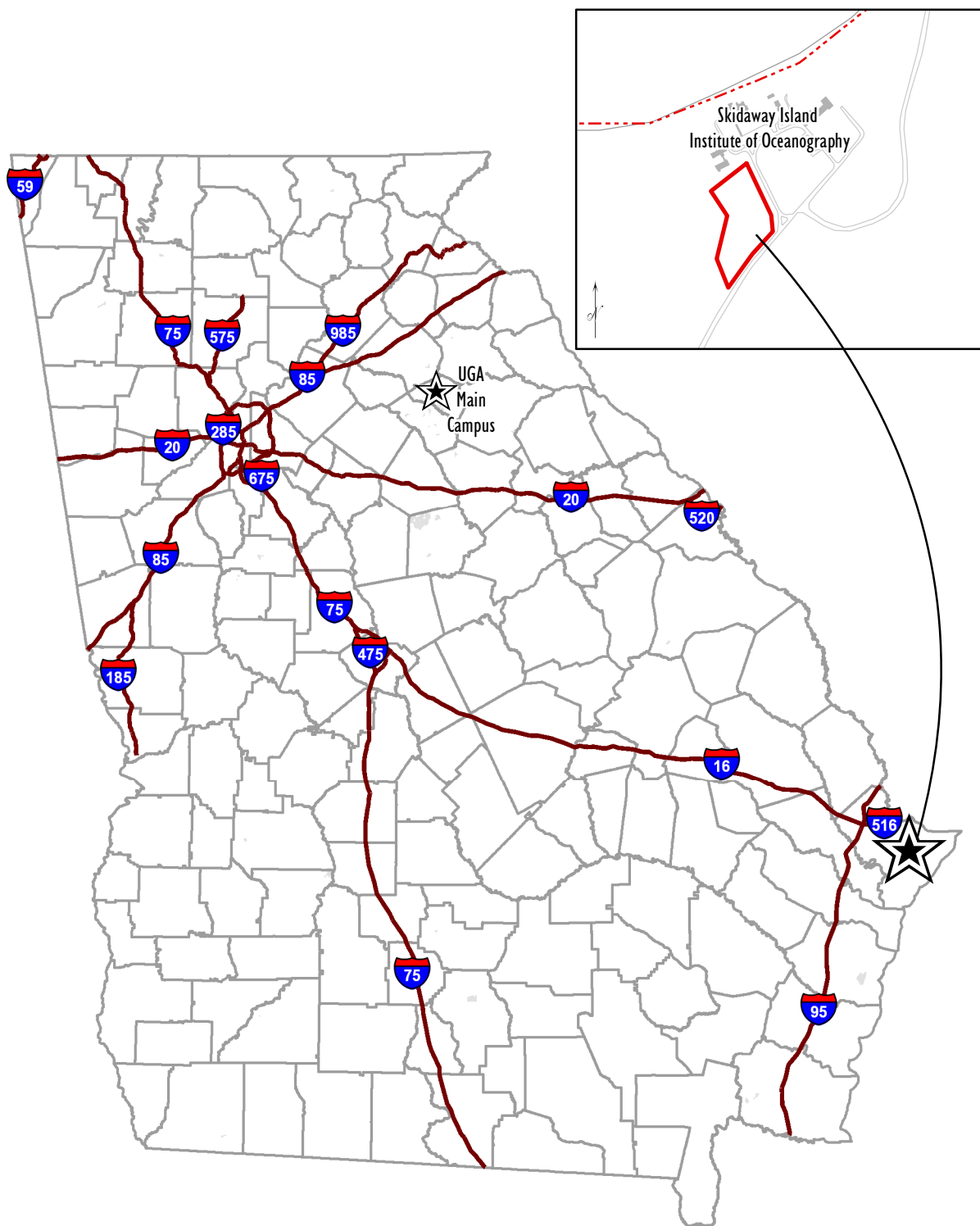
At the end of the lease term, the real property will revert to the Board of Regents and GPC will decommission the wind energy project and, at the option of UGA, convey the meteorological tower to the Board of Regents.



Skidaway Island Wind Turbine Project

April 2015

UNIVERSITY of GEORGIA LOCATION MAP



10. Naming of the Texas Instruments Plaza, Van Leer Building, Georgia Institute of Technology

Recommended: That the Board approve the naming of the exterior area adjacent to the Blake R. Van Leer Building Electrical and Computer Engineering Building (“Van Leer Building”) at Georgia Institute of Technology (“GIT”) the “Texas Instruments Plaza” in recognition of a gift from Texas Instruments Incorporated (“TI”).

Recommended further: That the Board approve a waiver of Board Policy 7.4.1 at the request of President G.P. “Bud” Peterson to allow for the execution of the Gift/Pledge Fund Agreement and recognition of the naming prior to having half of the gift in hand.

Recommended further: That the above waiver of policy and approval of the named space be conditioned upon the Board’s authorization of the associated construction project and GIT’s receipt of the first installment of \$600,000 in cash from TI in March 2016.

Recommended further: That the above waiver of policy and approval of the named space will be vacated if TI does not execute the Gift/Pledge Fund Agreement within thirty days of the Board’s action.

Understandings: Texas Instruments and GIT have had a strong forty year relationship, during which TI has provided over \$14.4 million in gifts and funded over \$10.5 million in sponsored research initiatives. The most recent gift totals \$3.2 million, including \$1 million to support the construction and naming of Texas Instruments Plaza.

\$3 million of the gift will be paid in cash in five annual installments of \$600,000 beginning in March 2016. The remaining \$200,000 is in in-kind contributions of technology.

The Van Leer Building, located at 777 Atlantic Drive on the main GIT campus, contains classrooms, instructional and research laboratories, and administrative and faculty offices in support of students, staff, and faculty in the School of Electrical and Computer Engineering.

AGENDA

COMMITTEE ON INTERNAL AUDIT, RISK, AND COMPLIANCE

April 14, 2015

<u>Agenda Item</u>	<u>Page No.</u>
---------------------------	------------------------

INFORMATION ITEMS

- | | |
|---|---|
| 1. Ethics and Compliance Hotline Update | 1 |
|---|---|

AGENDA

COMMITTEE ON INTERNAL AUDIT, RISK, AND COMPLIANCE

April 14, 2015

1. Information Item: Ethics and Compliance Hotline Update

The University System of Georgia implemented an ethics and compliance hotline in 2008 as part of our ethics and compliance program. All institutions of the University System plus the University System Office have a hotline system which allows users to anonymously report activities which may affect the operation of USG institutions. Input is either on-line or via telephone.

During this session, Chief Audit Officer and Associate Vice Chancellor John Fuchko, III will provide an overview of the cases received via the hotline and also discuss processes which are followed when cases received via the hotline or other methods that involve potential malfeasance.

AGENDA
GRADUATE MEDICAL EDUCATION COMMITTEE

April 15, 2015

<u>Agenda Item</u>	<u>Page No.</u>
---------------------------	------------------------

Information Item

- | | |
|---------------------------------------|---|
| 1. Update on GME expansion activities | 1 |
|---------------------------------------|---|

Approval Items

- | | |
|---|---|
| 2. Approval of Funding Recommendations from GREAT | 2 |
|---|---|

AGENDA

GRADUATE MEDICAL EDUCATION COMMITTEE

April 15, 2015

1. **Information Item:** Update on GME expansion activities

The legislature appropriated a total of 5.275 million into the USG budget for FY 2015 to further ongoing efforts to create new residency programs at new teaching hospitals in Georgia. With the support provided by this funding, USG Efforts in FY 2015 will focus on further development of GME programs across the state. Dr. Shelley Nuss and Mr. Ben Robinson will provide the committee with a more detailed update on recent developments as well as a report on ongoing progress with existing and potential hospital partners.

2. **Action Item:** Approval of Recommendations from the GREAT

Background: Tanner Healthcare System, Athens Regional Healthcare system and Redmond Regional have undertaken ambitious efforts to expand GME across the state. Athens Regional has received approval from ACGME for its internal medicine Program. This program will receive its first residents by July 2016. The hospital is actively engaged in efforts to establish more programs by July 2017. Redmond Regional is on track to bring residents in its internal medicine on board by July 2016. Tanner Healthcare has submitted initial paperwork to receive institutional accreditation and anticipates a response from the ACGME by this May. The collective impact of these new programs would bring a total of 184 residents in five different specialties.

To facilitate the ongoing efforts with these hospitals the GREAT recommends \$2.4 million in additional funding for these programs.