



**UNIVERSITY SYSTEM  
OF GEORGIA**

# April Board Meeting

## Gordon State College

April 16, 2024

Student Activities and Recreation Center (SARC)

419 College Drive

Barnesville, GA 30204



# UNIVERSITY SYSTEM OF GEORGIA

BoR Agenda April 16, 2024 agenda

|          |  |   |
|----------|--|---|
| 9:00 AM  | Executive & Compensation Committee<br>Chairman Harold Reynolds   | Multi-Use<br>Room #103<br>(SARC)                            |
| 9:30 AM  | Call to Order<br>Chairman Harold Reynolds  | Student<br>Activities and<br>Recreation<br>Center<br>(SARC) |
|          | Presentation of Colors - Lamar County High School ROTC<br>Chairman Harold Reynolds   |   |
|          | Invocation<br>Chairman Harold Reynolds<br>Ms. Mary Monroe Smith, SGA President, Gordon State College   |   |
|          | Safety Briefing<br>Chief Ben Scott, Gordon State College   |   |
|          | Approval of Minutes<br>Secretary Christopher McGraw<br>February 13, 2024 Minutes<br>March 12 - 13, 2024 Minutes<br>March 14, 2024 Minutes  |   |
| 9:40 AM  | Presidential Presentation and Campus Spotlight: "Gordon State College: Forward Into the Future"<br>Chairman Harold Reynolds<br>Dr. Donald J. Green, President, Gordon State College<br>Dr. Joseph Jones, Professor, former Dean of Education<br>Ms. Kacy Cox, student, Parapro to Teacher Program<br>Dr. Jessica Traylor, Professor, Human Services Internship Coordinator<br>Ms. Valerie Presley, student, Human Services major<br>Dr. Victor Vilchiz, Dean, Nursing, Health and Natural Sciences<br>Ms. Mercedes Preston, student, Nursing major |   |
| 10:05 AM | Committee of the Whole: Finance and Business Operations - Tuition, Fees and Allocations<br>Regent Doug Aldridge  | SARC  |
|          | Committee of the Whole: Academic Affairs<br>Regent Erin Hames  | SARC  |
|          | Committee of the Whole: Organization & Law<br>Regent Samuel D. Holmes  | SARC  |
|          | Committee of the Whole: Internal Audit, Risk and Compliance<br>Regent Mat Swift  | SARC  |
|          | Special Recognition - Regent C. Thomas Hopkins, Jr.<br>Chairman Harold Reynolds  |   |
| 11:30 AM | Lunch  | SARC<br>Gameroom  |
| 1:00 PM  | Reconvene  | SARC  |
|          | Committee of the Whole: Finance and Business Operations<br>Regent Doug Aldridge  | SARC  |

Committee of the Whole: Real Estate & Facilities  
Regent Richard T. Evans, Sr.

SARC

Committee Report - Executive & Compensation Committee  
Chairman Harold Reynolds

Chancellor's Report  
Chancellor Sonny Perdue

Unfinished Business  
Chairman Harold Reynolds

New Business  
Chairman Harold Reynolds

Teachers Retirement System Board of Trustees appointment  
Chairman Harold Reynolds

Gala Update  
Regent Cade Joiner

Petitions and Communications  
Secretary Christopher McGraw

1:50 PM

Executive Session  
Chairman Harold Reynolds

Multi-Use  
Room #103  
(SARC)

Adjournment  
Chairman Harold Reynolds

**AGENDA**

**EXECUTIVE AND COMPENSATION COMMITTEE**

**April 16, 2024**

**Agenda Items** **Page No.**

---

**EXECUTIVE SESSION**

- |    |                   |   |
|----|-------------------|---|
| 1. | Executive Session | 1 |
|----|-------------------|---|



1. **Executive Session**

The Committee will enter executive session to discuss personnel matters.

**MINUTES OF THE MEETING OF THE  
BOARD OF REGENTS OF THE UNIVERSITY SYSTEM OF GEORGIA  
Atlanta, Georgia  
February 13, 2024**

**CALL TO ORDER**

The Board of Regents of the University System of Georgia met on Tuesday, February 13, 2024, in the Campus Recreation Center, Fourth Floor – at the Georgia Institute of Technology, 750 Ferst Drive, Atlanta, Georgia, and simultaneously accessible by BOR Webcast. Board Chair Harold Reynolds called the meeting to order at 8:32 a.m. Present in addition to Board Chair Reynolds, were Vice Chair T. Dallas Smith; Regents Doug Aldridge; Tom Bradbury; W. Allen Gudenrath; Erin Hames; Bárbara Rivera Holmes; Samuel D. Holmes; James M. Hull; Cade Joiner; Patrick C. Jones; C. Everett Kennedy, III; Sarah-Elizabeth Langford; Lowery Houston May; Jose R. Perez; Neil L. Pruitt, Jr.; Mathews D. Swift; and James K. Syfan, III. Chancellor Sonny Perdue was also present. Regent Richard T. Evans was excused.

**INVOCATION AND PLEDGE**

Harrison Baro, Student Government Association Executive Vice President at the Georgia Institute of Technology, gave the invocation and led the Pledge of Allegiance.

**SAFETY BRIEFING**

Gabrielle Masinko, the Georgia Institute of Technology Emergency Preparedness Coordinator, gave the safety briefing.

**APPROVAL OF MINUTES**

Upon a proper motion and variously seconded, the Regents present voted unanimously to approve the minutes of the January 17, 2024, Board meeting.

**CAMPUS SPOTLIGHT: GEORGIA INSTITUTE OF TECHNOLOGY & UNIVERSITY OF NORTH GEORGIA – “CYBER EDUCATION & TRAINING THE NATION’S NATIONAL SECURITY WORKFORCE”**

President Ángel Cabrera of the Georgia Institute of Technology (GIT) and President Michael P. Shannon of the University of North Georgia (UNG) led the Campus Spotlight, “Cyber Education and Training the Nation’s National Security Workforce.” Presidents Cabrera and Shannon both gave opening remarks regarding the mutual institutions’ accomplishments in winning first and second place for the National Security Agency’s (NSA) Codebreaker Challenge. President Shannon shared that UNG and GIT’s faculty, and students are contributing to the security of America through their cyber programs. He also expressed the need there is for talented cybersecurity professionals. President Shannon shared that there are more than 1.2 million positions in the cybersecurity workforce in the United States and more than 570,000 openings in that profession. President Cabrera shared that the need for cybersecurity professionals is also present in the state of Georgia where 19,000 open positions currently exist. He continued by stating nationally and in the state of Georgia GIT and UNG are answering the call both in developing technologies and graduating the best and brightest cybersecurity professionals. President Shannon added that developing cybersecurity workforce is critically important to GIT and UNG.

After Presidents Cabrera and Shannon’s presentation, the following faculty members and students from GIT and UNG addressed the Board: Dr. Bryson Payne, UNG, Professor and Coordinator of Cyber Programs, 2021 Alumni Distinguished Professor; Cadet Matthew Perrino, UNG, Senior, Cybersecurity Major, Member of the Corps Cyber Unit and CyberHawks Competition Teams; Ms. Ada Arcinas, UNG, Sophomore, Cybersecurity Major, and CyberHawks Member; Dr. Taesoo Kim, GIT, Professor of Computer Science and Cybersecurity; Mr. Darin Mao, GIT, Second Year, Computer Science Major; and Mr. Joshua Wang, GIT, First Year, Computer Science Major. The first faculty member that addressed the Board was Dr. Bryson Payne, UNG. Dr. Payne shared that he has taught computer science and cybersecurity at UNG for twenty-six years and has coached cyber teams in the NSA’s Codebreaker Challenge for the past ten years. Dr. Payne explained that the challenge is a one-hundred-day competition across more than four hundred universities in the United States that requires applied knowledge, technical skills, programming, cryptography, forensics, networking, software reverse engineering, and binary exploit analysis that trains the nation’s best cybersecurity professionals to take down criminal, terrorist, and nation-state adversaries.

Next, Dr. Payne introduced Cadet Matthew Perrino, UNG. Cadet Perrino shared with the Board that he is an Operations Officer and that one of his favorite roles is overseeing peer training. Then Ms. Ada Arcinas, UNG, discussed her participation in various cybersecurity activities. In addition to being a member of CyberHawk, she is also a member of the Specialty Cyber Unit and Women in Technology. The next speaker to address the Board was Dr. Taesoo Kim, GIT. Dr. Kim stated that he does research in secure systems and since joining UNG in 2015 he has been offering a new class called Information Security Lab, which teaches a practical hacking skill. Then, Dr. Kim introduced Mr. Darin Mao, GIT, and shared that Mr. Mao is one of two of his best hackers. Mr. Mao shared that he has participated in security competitions since high school and stated that in terms of preparation, having hands-on-skills is especially important. Dr. Kim introduced the final speaker, Mr. Joshua Wang, GIT, the second student that he referred to as one of his best hackers. Mr. Wang shared that he is a first-year science student from Maryland and he too has participated in security competitions since high school. He continued by saying his first semester was great and he thinks that a position in security research would be an awesome career prospect. The experiences and explanations presented in GIT and UNG’s campus spotlight – “Cyber Education and Training the Nation’s National Security Workforce” reinforced the importance of cyber education and training in USG’s institutions and its contributions to the security of the nation.

### **NATIONAL INSTITUTE FOR STUDENT SUCCESS (NISS)**

Dr. Timothy M. Renick, Founding Executive Director, Georgia State University (GSU), gave a presentation on the National Institute for Student Success (NISS). Dr. Renick started his presentation by saying that GSU has been part of a vanguard of institutions that have redesigned student support systems, that is, the process of student registration, how faculty and staff advise students, assistance with financial aid, and the day-to-day communication with students. He stated that the changes are systematic – changes that touch every student, not only every semester, but in many cases every day. He also added that GSU is leveraging technologies and data to improve the systems much like what happens in private sectors. Dr. Renick shared how using the indicated techniques has improved GSU’s graduation rate by approximately seventy percent. He continued by saying GSU is graduating 3,500 more students every year than a decade ago and is illuminating gaps in graduation rates based on race, ethnicity, and income levels. Dr. Renick continued his

presentation by saying NISS is dedicated to helping other institutions adopt the changes that he discussed and connect practitioner to practitioner so that these kind of changes can be scaled nationally.

### **COMMITTEE OF THE WHOLE: ACADEMIC AFFAIRS**

The Committee on Academic Affairs met as a committee of the whole at approximately 9:27 a.m. During its meeting led by Committee Chair Erin Hames, upon motions properly made and seconded, the Board members present approved the following items, and an information item was presented.

#### **ACTION ITEMS**

1. Upon a motion by Regent Neil L. Pruitt, Jr., and seconded by Regent Bárbara Rivera Holmes, the Committee approved the establishment of an independent School of Medicine (SOM) at the University of Georgia.
2. Upon a motion by Regent Lowery Houston May, and seconded by Regent Cade Joiner, the Committee approved the establishment of a Master of Education in Curriculum and Instruction with Literacy Focus at Middle Georgia State University.
3. Upon a motion by Regent Bárbara Rivera Holmes, and seconded by Regent Lowery Houston May, the Committee approved the establishment of a Master of Science in Artificial Intelligence at Kennesaw State University.
4. Upon a motion by Regent Doug Aldridge, and seconded by Regent Cade Joiner, the Committee approved the termination of the Associate of Applied Science Paralegal Studies degree at Albany State University.
5. Upon a motion by Regent Lowery Houston May, and seconded by Regent Cade Joiner, the Committee approved the termination of the Bachelor of Arts Law and Society degree at Georgia Southern University.
6. Upon a motion by Regent Lowery Houston May, and seconded by Regent C. Everett Kennedy, III, the Committee reaffirmed the Mission Statement at Georgia Southern University.

#### **CONSENT ITEMS**

7. The Committee approved the establishment of the Michael E. Tennenbaum Early Career Professorship at the Georgia Institute of Technology.
8. The Committee approved the establishment of the Herbert H. and Jean A. Ross Memorial Distinguished Professorship in Insect Systematics and Evolutionary Biology at the University of Georgia.
9. The Committee approved the appointment of several named faculty positions at Columbus State University, Georgia Institute of Technology, and University of Georgia.

### INFORMATION ITEM

Dr. Dana Nichols, Vice Chancellor for Academic Affairs and Student Success, provided an update on USG data science courses cooperative agreement.

### ADJOURNMENT

There being no further business to come before the committee, and upon motion properly made by Regent Lowery Houston May and variously seconded, the Regents who were present voted unanimously to adjourn the meeting at approximately 9:36 a.m.

### COMMITTEE OF THE WHOLE: ORGANIZATION AND LAW

The Committee on Organization and Law met as a committee of the whole at approximately 9:37 a.m. During its meeting led by Committee Chair Samuel D. Holmes, upon motions properly made and seconded, the Board members present unanimously approved the following items:

#### APPROVAL ITEMS:

(1) Upon a motion by Regent Lowery Houston May, and seconded by Regent Cade Joiner, the committee approved the awarding of an Honorary Doctor of Business Administration degree by Dalton State College to Mr. Robert E. “Bob” Shaw; and (2) upon a motion by Regent W. Allen Gudenrath, and seconded by Regent Cade Joiner, the committee approved the awarding of an Honorary Doctor of Business Administration degree by Dalton State College to Mrs. Dorthy “Dottie” S. Boring Shaw.

#### EXECUTIVE SESSION AND DISCUSSION ITEMS:

The Organization and Law Committee met in executive session during the full Board’s executive session to discuss personnel matters and student records. Minutes regarding this executive session are in the full Board minutes, and an affidavit regarding the executive session is on file with the Office of the Secretary to the Board.

### ADJOURNMENT

There being no further business to come before the committee, and upon motion properly made by Regent Lowery Houston May and variously seconded, the Regents who were present voted unanimously to adjourn the meeting at approximately 9:39 a.m.

### COMMITTEE OF THE WHOLE: FINANCE AND BUSINESS OPERATIONS

The Committee on Finance and Business Operations met as a committee of the whole at approximately 9:39 a.m. During its meeting led by Committee Chair Doug Aldridge an Information Item was presented to the Board.

### INFORMATION ITEM

The Committee heard an information item on the Fiscal Year 2024 second quarter revenues and expenditures for the University System of Georgia.

### ADJOURNMENT

There being no further business to come before the Board, the meeting adjourned at approximately 9:47 a.m.

## **COMMITTEE OF THE WHOLE: REAL ESTATE AND FACILITIES**

The Committee on Real Estate and Facilities met as a committee of the whole at approximately 9:48 a.m. Committee Vice Chair James M. Hull called the meeting to order. Unless otherwise noted, the Regents present approved all items unanimously.

### **CONSENT ITEMS**

1. The Committee authorized project number BR-30-2408, Marcus Nanotechnology Cleanroom Expansion, for the Georgia Institute of Technology.
2. The Committee authorized an amendment to sub-rental agreement for office space at 2970 Presidential Drive in Fairborn, Ohio, for the Georgia Institute of Technology.
3. The Committee authorized amendments to extend the ground lease and the rental agreement for the University Pointe student housing complex in Macon for Middle Georgia State University. Regent Sarah-Elizabeth Langford recused herself from the vote on this item.

### **APPROVAL ITEMS**

4. Upon a motion by Regent C. Everett Kennedy, III, and seconded by Regent Bárbara Rivera Holmes, the Committee approved the namings of Carol Brown Softball Field and Robert Bentley Baseball Field for Georgia Highlands College.
5. Upon a motion by Regent C. Everett Kennedy, III, and seconded by Regent Patrick C. Jones, the Committee approved the naming of Kenneth S. Saladin Integrated Science Complex for Georgia College and State University.
6. Upon a motion by Regent Mathews D. Swift and seconded by Regent Neil L. Pruitt, Jr., the Committee approved the ranking of the design professional firms and construction management firms for project number BR-90-2401, Stillwell Baseball Stadium Renovation, for Kennesaw State University. The design professional firms, in rank order, were:
  - 1) The S/L/A/M Collaborative (Atlanta, GA)
  - 2) Menefee Architecture, LLC (Atlanta, GA)
  - 3) MSSA-PBK (Sugar Hill, GA)
  - 4) CHA Consulting, Inc. (Atlanta, GA)

The construction management firms, in rank order, were:

- 1) JE Dunn Construction Company (Atlanta, GA)
  - 2) Reeves Young, LLC (Sugar Hill, GA)
  - 3) Carroll Daniel Construction Company (Gainesville, GA)
7. Upon a motion by Regent Doug Aldridge and seconded by Regent James K. Syfan, III, the Committee authorized design services with a total value not to exceed \$1,000,000 for

proposed project number BR-30-2406, Westside Community Connector Bridge, for the Georgia Institute of Technology.

8. Upon a motion by Regent Neil L. Pruitt, Jr., and seconded by Regent Mathews D. Swift, the Committee authorized project number BR-30-2407, Smith and Howell Residence Hall Renovation, for Georgia Institute of Technology.

### ADJOURNMENT

There being no further business to come before the Committee, the meeting adjourned at approximately 9:56 a.m.

### CHANCELLOR'S REPORT

Chancellor Sonny Perdue gave his monthly report. He began by greeting everyone and wishing everyone an early Happy Valentine's Day. Then Chancellor Perdue thanked President Cabrera and his team for hosting the Board meeting and doing an outstanding job. He continued his report by saying that the success of USG's students is always a priority and more so when the System can celebrate what they have accomplished. Then, Chancellor Perdue announced that the University of Georgia (UGA) was awarded the 2024 Hunton Andrews Kurth Moot Court National Championship. He also shared that the tournament is by invitation only and is reserved for the top sixteen moot court programs from law schools across the country and this is the second year in a row that UGA has won the competition.

Chancellor Perdue continued his report by discussing SAT and ACT testing requirements, a topic that will be discussed further by the Board in the Spring. He shared that twenty-three of USG's institutions have continued a test optional waiver for the 2024-25 academic year; the institutions that do not have an optional waiver are the University of Georgia, the Georgia Institute of Technology, and Georgia College and State University and this is because they use a holistic admission process. Chancellor Perdue continued by saying, many institutions became test optional during the pandemic and, at last count, an estimated 1,900 schools have made standardized testing scores optional, and more than eighty schools do not require test scores. He followed up by saying that, at the time, it was suggested that a student's GPA was a better determinate for success than standardized scores.

Chancellor Perdue also reported that the amended Fiscal Year 2024 budget has passed the House, and now sits with the Senate, which includes the \$66 million restored to our institutional teaching budgets. He continued by saying that the budget also includes the \$1000 one-time bonuses that full-time staff members received in December 2023 and \$88 million to support the sourcing of a new Enterprise Resource Management (ERP) system. Chancellor Perdue also stated that USG has multiple capital projects funded as cash in the recommendations, including \$178 million for the Augusta University affiliated dental school at Georgia Southern University's Armstrong Campus in Savannah as well as the \$50 million for a new standalone medical school at UGA.

### UNFINISHED BUSINESS

There was no unfinished business to come before the Board.

### **NEW BUSINESS**

Regent Cade Joiner announced that the 20<sup>th</sup> annual Board of Regents Gala will be held on Thursday, September 12, 2024, and encouraged everyone to “save the date” to attend. Regent Joiner also announced that 1.2 million dollars has been set as the goal to reach for scholarships and awards for this year’s gala.

### **PETITIONS AND COMMUNICATIONS**

Secretary to the Board Christopher McGraw announced that there were no timely petitions or communications for the Board to consider and that the Annual Planning Retreat will be held on March 12 and 13, 2024.

### **EXECUTIVE SESSION**

Board Chair Harold Reynolds called for an executive session at approximately 10:31 a.m. to discuss real estate matters, student records, and personnel matters. With a motion properly made and variously seconded, the Regents present voted unanimously to go into executive session. An affidavit regarding this executive session is on file with the Office of the Secretary to the Board.

### **RECONVENE**

Following executive session, Board Chair Harold Reynolds reconvened the Board meeting in its regular session at approximately 10:53 a.m. and announced that the Board took no actions during the executive session.

### **ADJOURNMENT**

There being no further business to come before the Board, and upon a motion properly made by Regent C. Everett Kennedy and seconded by Regent Doug Aldridge, the meeting adjourned at 10:59 a.m.

---

Harold Reynolds  
Chairman, Board of Regents  
University System of Georgia

---

Christopher A. McGraw  
Secretary, Board of Regents  
University System of Georgia



**MINUTES OF THE MEETING OF THE  
BOARD OF REGENTS OF THE UNIVERSITY SYSTEM OF GEORGIA  
Pine Mountain, Georgia  
March 12-13, 2024**

**CALL TO ORDER**

The Board of Regents of the University System of Georgia met at 11:30 a.m., Tuesday, March 12, 2024, in Room Longleaf A/B of Callaway Resort and Gardens, 4500 Southern Pine Drive, Pine Mountain, Georgia. Board Chair Harold Reynolds called the meeting to order. Present, in addition to Chair Reynolds, were Vice Chair T. Dallas Smith and Regents Doug Aldridge, Tom Bradbury, Ricard T. Evans, W. Allen Gudenrath, Erin Hames, Bárbara Rivera Homes, Samuel D. Holmes, James M. Hull, Cade Joiner, Patrick C. Jones, C. Everett Kennedy III, Sarah-Elizabeth Langford, Lowery Houston May, Jose R. Perez, Neil L. Pruitt, Jr., Mathews D. Swift, and James K. Syfan III. Chancellor Sonny Perdue was also present.

**STRATEGIC PLANNING SESSION AND BOARD UPDATES**

Chair Harold Reynolds introduced and Chancellor Sonny Perdue led a discussion with a panel of leaders in higher education from throughout the Southeast. The panel discussed a wide variety of topics related to administration of higher education systems.

Dr. Angela Bell, Vice Chancellor for Research and Policy Analysis, provided an enrollment update.

Dr. Ashwani Monga, Executive Vice Chancellor for Academic Affairs and Chief Academic Officer, led an informational session about the USG institutional sectors.

Dr. Scot Lingrell, Vice Chancellor for Enrollment Management and Student Affairs, gave an update on standardized testing requirements.

Chief Operating Officer Teresa MacCartney gave an update on the upcoming inaugural Regents Cup debate competition.

Dr. Monga led a discussion about instruction in civil thought and discourse.

**RECESS**

At 3:48 p.m., Chair Reynolds announced that the Board was in recess until March 13 at 8:00 a.m.

**STRATEGIC PLANNING SESSION AND BOARD UPDATES**

On March 13, the Board reconvened at 8:11 a.m.

Chief Fiscal Officer Tracey Cook gave an update on fiscal affairs, including the amended Fiscal Year 2024 and Fiscal Year 2025 budgets, tuition, and fees.

Chancellor Perdue led a discussion about compliance with the University System’s updated academic freedom policy.

**EXECUTIVE SESSION**

At 10:22 a.m., upon a motion by Regent May that was seconded by Regent Aldridge, the Board voted unanimously to go into executive session to discuss personnel issues. An affidavit regarding this executive session is on file in the Office of the Secretary to the Board.

**RECONVENE AND CONTINUED BOARD UPDATES**

At 12:27 p.m., the Board exited executive session, and Chair Reynolds announced that no actions were taken during the executive session.

Chief of Staff and Vice Chancellor for External Affairs Ashley May gave an update on the ongoing 2024 legislative session.

Regent Hull led a discussion about healthcare issues affecting the University System.

**ADJOURNMENT**

Upon a proper motion and second, the Board unanimously voted to adjourn at 12:57 p.m.

---

Harold Reynolds  
Chairman, Board of Regents  
University System of Georgia

---

Christopher A. McGraw  
Secretary, Board of Regents  
University System of Georgia

**MINUTES OF THE MEETING OF  
THE BOARD OF REGENTS OF THE UNIVERSITY SYSTEM OF GEORGIA  
Atlanta, Georgia  
March 14, 2024**

**CALL TO ORDER**

The Board of Regents of the University System of Georgia met telephonically at 4:32 p.m. on Thursday, March 14, 2024, and accessible in Room 8135 of the Board's offices, 270 Washington St., SW, Atlanta, Georgia. Board Chair Harold Reynolds called the meeting to order. Present, in addition to Chair Reynolds, were Vice Chair T. Dallas Smith; Regents Doug Aldridge; Tom Bradbury; Richard T. Evans; W. Allen Gudenrath; Erin Hames;; Samuel D. Holmes; James M. Hull; Cade Joiner; Patrick Jones; C. Everett Kennedy III; Sarah-Elizabeth Langford; Lowery Houston May; Jose R. Perez; Neil L. Pruitt, Jr.; Mathews D. Swift and James K. Syfan, III. Regent Bárbara Rivera Holmes was excused. Chancellor Sonny Perdue was also present.

**FISCAL YEAR 2024 AMENDED BUDGET**

Chief Fiscal Officer Tracey Cook gave a presentation on the amended Fiscal Year 2024 budget and proposed institutional allocations. Upon a motion made by Vice Chair T. Dallas Smith and seconded by Regent Jose Perez, the Board members present voted unanimously to approve the proposed allocations of state funds for the amended Fiscal Year 2024 budget. Documents detailing those allocations are attached hereto.

**WELLSTAR BOARD OF TRUSTEES APPOINTMENT**

Upon a motion by Regent Lowery Houston May and seconded by Vice Chair T. Dallas Smith, the Board members present voted unanimously to nominate Gretchen Corbin to serve on the Wellstar Board of Trustees.

**ADJOURNMENT**

Upon a motion made by Regent Jose Perez and seconded by Vice Chair T. Dallas Smith, the Board members present unanimously voted to adjourn at 4:40 p.m.

---

Harold Reynolds  
Chairman, Board of Regents  
University System of Georgia

---

Christopher A. McGraw  
Secretary, Board of Regents  
University System of Georgia

**Appendix I**  
**Board of Regents**  
**University System of Georgia**  
**Amended Fiscal Year 2024 State Appropriations Allocations (HB 915)**

|   | \$1,000 Pay Supplement | Restoration of \$66M | Other Additions  | Disregards and Corrections | Pass-Through Activity | Total                 |
|---|------------------------|----------------------|------------------|----------------------------|-----------------------|-----------------------|
| Augusta University                              | \$ 4,322,147           | 8,611,762            |                  |                            |                       | \$ 12,933,909         |
| Georgia Institute of Technology                 | 6,459,000              | 8,401,274            |                  |                            |                       | 14,860,274            |
| Georgia State University                        | 5,709,756              | 9,233,115            |                  |                            |                       | 14,942,871            |
| University of Georgia                           | 10,042,667             | 15,890,519           |                  |                            |                       | 25,933,186            |
| Georgia Southern University                     | 2,921,621              | 2,112,323            |                  |                            |                       | 5,033,944             |
| Kennesaw State University                       | 3,920,613              | 3,108,113            |                  |                            |                       | 7,028,726             |
| University of West Georgia                      | 1,374,691              | 1,369,168            |                  |                            |                       | 2,743,859             |
| Valdosta State University                       | 953,779                | 510,484              |                  |                            |                       | 1,464,263             |
| Albany State University                         | 690,037                | 384,826              |                  |                            |                       | 1,074,863             |
| Clayton State University                        | 536,097                | 457,779              |                  |                            |                       | 993,876               |
| Columbus State University                       | 733,097                | 530,408              |                  |                            |                       | 1,263,505             |
| Fort Valley State University                    | 551,168                | 817,765              | 923,926          |                            |                       | 2,292,859             |
| Georgia College & State University              | 922,561                | 624,450              |                  |                            |                       | 1,547,011             |
| Georgia Southwestern State Univ.                | 324,027                | 116,207              |                  |                            |                       | 440,234               |
| Middle Georgia State University                 | 751,397                | 163,218              |                  |                            |                       | 914,615               |
| Savannah State University                       | 331,562                | 470,738              |                  |                            |                       | 802,300               |
| University of North Georgia                     | 1,816,056              | 872,577              |                  |                            |                       | 2,688,633             |
| Abraham Baldwin Agricultural Coll               | 364,934                | 191,752              |                  |                            |                       | 556,686               |
| Atlanta Metropolitan State College              | 91,503                 | 128,332              |                  |                            |                       | 219,835               |
| College of Coastal Georgia                      | 274,508                | 72,038               |                  |                            |                       | 346,546               |
| Dalton State College                            | 307,879                | 103,670              |                  |                            |                       | 411,549               |
| East Georgia State College                      | 155,016                | 88,222               |                  |                            |                       | 243,238               |
| Georgia Gwinnett College                        | 847,206                | 316,104              |                  |                            |                       | 1,163,310             |
| Georgia Highlands College                       | 313,262                | 157,373              |                  |                            |                       | 470,635               |
| Gordon State College                            | 213,147                | 102,731              |                  |                            |                       | 315,878               |
| South Georgia State College                     | 170,087                | 165,052              |                  |                            |                       | 335,139               |
| University System Office                        | 913,952                |                      |                  |                            |                       | 913,952               |
| System Initiatives                              |                        | 11,000,000           |                  |                            |                       | 11,000,000            |
| <b>Teaching Program</b>                         | <b>46,011,763</b>      | <b>66,000,000</b>    | <b>923,926</b>   | <b>0</b>                   | <b>0</b>              | <b>112,935,689</b>    |
| <b>B-Units</b>                                  |                        |                      |                  |                            |                       |                       |
| Agricultural Experiment Station                 | 428,447                |                      |                  | 14,314                     |                       | 442,761               |
| Athens/Tifton Vet Lab                           |                        |                      |                  |                            |                       | 0                     |
| Cooperative Extension Service                   | 774,004                |                      |                  | 147,246                    |                       | 921,250               |
| Enterprise Innovation Institute                 | 159,322                |                      |                  |                            |                       | 159,322               |
| Forestry Cooperative Extension Service          | 15,071                 |                      |                  |                            |                       | 15,071                |
| Forestry Research                               | 69,973                 |                      |                  |                            |                       | 69,973                |
| Georgia Archives                                | 22,607                 |                      |                  |                            |                       | 22,607                |
| Georgia Cyber Innovation and Training Center    | 33,372                 |                      |                  |                            |                       | 33,372                |
| Georgia Research Alliance                       | 4,306                  |                      | 4,500,000        |                            |                       | 4,504,306             |
| Georgia Tech Research Institute                 | 3,478,172              |                      |                  |                            |                       | 3,478,172             |
| Marine Institute                                | 12,918                 |                      |                  |                            |                       | 12,918                |
| Marine Resources Extension Service              | 36,601                 |                      |                  |                            |                       | 36,601                |
| Medical College of Georgia Hospital and Clinics | 458,589                |                      |                  |                            |                       | 458,589               |
| Public Libraries                                | 54,902                 |                      | 415,500          |                            |                       | 470,402               |
| Public Service/Special Funding Initiatives      | 128,104                |                      |                  | 99,533                     |                       | 227,637               |
| Regents Central Office                          | 37,678                 |                      | 250,000          |                            |                       | 287,678               |
| Skidaway Institute of Oceanography              | 43,060                 |                      |                  |                            |                       | 43,060                |
| Veterinary Medicine Experiment Station          | 37,678                 |                      |                  |                            |                       | 37,678                |
| Veterinary Medicine Teaching Hospital           | 234,677                |                      |                  |                            |                       | 234,677               |
| Removal of Governor disregards                  |                        |                      |                  | (5,726,544)                |                       | (5,726,544)           |
| Allocation of funds not previously allocated    |                        |                      |                  | (261,093)                  |                       | (261,093)             |
| <b>B Unit Subtotal</b>                          | <b>6,029,481</b>       | <b>0</b>             | <b>5,165,500</b> | <b>(5,726,544)</b>         | <b>0</b>              | <b>5,468,437</b>      |
| <b>USG Subtotal</b>                             | <b>52,041,244</b>      | <b>66,000,000</b>    | <b>6,089,426</b> | <b>(5,726,544)</b>         | <b>0</b>              | <b>118,404,126</b>    |
| <b>Pass-Through Organizations</b>               |                        |                      |                  |                            |                       |                       |
| Georgia Commission on the Holocaust             |                        |                      |                  | 264,500                    | (261,270)             | 3,230                 |
| GMC - Junior College                            |                        |                      |                  |                            | 0                     | 0                     |
| GMC - Prep School                               |                        |                      |                  |                            | 0                     | 0                     |
| Georgia Public Telecommunications               |                        |                      |                  |                            | 617,339               | 617,339               |
| Allocation of funds not previously allocated    |                        |                      |                  | (264,500)                  |                       | (264,500)             |
| <b>B Unit Subtotal</b>                          | <b>0</b>               | <b>0</b>             | <b>0</b>         | <b>0</b>                   | <b>356,069</b>        | <b>356,069</b>        |
| <b>BOR Grand Total</b>                          | <b>\$ 52,041,244</b>   | <b>66,000,000</b>    | <b>6,089,426</b> | <b>(5,726,544)</b>         | <b>356,069</b>        | <b>\$ 118,760,195</b> |

**Appendix II**  
**Board of Regents**  
**University System of Georgia**  
**Amended Fiscal Year 2024 Cash Funded Capital and MRR Projects (HB 915)**

|   | <b>Cash Funded in the<br/>AFY24 Budget</b> |
|---|--|
| <b><u>Capital Outlay: Equipment</u></b>   |  |
| Fort Valley State University - Bywaters, Founders, and Lyons Renovations                          | \$ 2,100,000                               |
| Georgia Institute of Technology - Tech Square Phase 3   | 10,100,000                                 |
| Georgia State University - Research Tower (Atlanta)   | 5,100,000                                  |
| Kennesaw State University - Interdisciplinary STEM Building (Marietta)                            | 6,200,000                                  |
| University of Georgia - Science and Ag Hill Modernization, Phase II (Athens)                      | 4,700,000                                  |
| <b>Equipment Subtotal</b>   | <b>28,200,000</b>                          |
| <b><u>Capital Outlay: Construction</u></b>  |  |
| Georgia College & State University - Integrated Science Complex - Herty Hall Renovation           | 11,000,000                                 |
| Middle Georgia State University - Eastman Campus Expansion  | 10,670,000                                 |
| <b>Construction Subtotal</b>  | <b>21,670,000</b>                          |
| <b><u>Capital Outlay: Design and Construction</u></b>   |  |
| University of Georgia - Medical School to match institutional funds (Athens)                      | 50,000,000                                 |
| Georgia Southern University - Dental School at Georgia Southern University (Savannah)             | 178,000,000                                |
| <b>Design and Construction Subtotal</b>   | <b>228,000,000</b>                         |
| <b><u>Capital Outlay: Design</u></b>  |  |
| University of North Georgia - Science, Technology, Engineering, and Math (STEM) Bldg. (Dahlonega) | 3,400,000                                  |
| <b>Design Subtotal</b>  | <b>3,400,000</b>                           |
| <b>Total Amended FY 2024 Capital Request for USG Institutions</b>                                 | <b>281,270,000</b>                         |
| <b><u>Georgia Research Alliance</u></b>   |  |
| Equipment and R&D Infrastructure  | 2,000,000                                  |
|   | <b>2,000,000</b>                           |
| <b><u>Georgia Commission on the Holocaust</u></b>   |  |
| Exhibits for the Anne Frank Education Center  | 1,550,000                                  |
|   | <b>1,550,000</b>                           |
| <b><u>Georgia Military College</u></b>  |  |
| Furniture, Fixtures, and Equipment for Wilder Hall, Milledgeville, Baldwin County                 | 817,116                                    |
| <b>Georgia Military College Total</b>   | <b>817,116</b>                             |
| <b><u>Georgia Public Libraries</u></b>  |  |
| Oglethorpe Mall Library - Live Oak Public Libraries, Savannah, Chatham County                     | 3,000,000                                  |
| <b>Georgia Public Libraries Total</b>   | <b>3,000,000</b>                           |
| <b>Total Amended FY24 Board of Regents Capital</b>  | <b>288,637,116</b>                         |

**Board of Regents  
University System of Georgia  
Amended Fiscal Year 2024 Cash Funded Capital and MRR Projects (HB 915)**

|   | <b>Cash Funded in the<br/>AFY24 Budget</b> |
|---|--|
| <b><u>Major Rehabilitation and Repair (MRR)</u></b>   |  |
| Augusta University  | 5,560,000                                  |
| Georgia Institute of Technology   | 6,925,000                                  |
| Georgia State University  | 7,800,000                                  |
| University of Georgia   | 15,170,000                                 |
| Georgia Southern University   | 3,860,000                                  |
| Kennesaw State University   | 3,185,870                                  |
| University of West Georgia  | 2,725,000                                  |
| Valdosta State University   | 3,550,000                                  |
| Albany State University   | 1,664,450                                  |
| Clayton State University  | 2,570,000                                  |
| Columbus State University   | 2,370,000                                  |
| Fort Valley State University  | 1,910,000                                  |
| Georgia College & State University  | 2,342,000                                  |
| Georgia Southwestern State Univ.  | 1,810,000                                  |
| Middle Georgia State University   | 1,875,000                                  |
| Savannah State University   | 1,457,000                                  |
| University of North Georgia   | 2,510,000                                  |
| Abraham Baldwin Agricultural Coll   | 1,840,000                                  |
| Atlanta Metropolitan State College  | 1,081,000                                  |
| College of Coastal Georgia  | 1,262,000                                  |
| Dalton State College  | 1,780,000                                  |
| East Georgia State College  | 779,600                                    |
| Georgia Gwinnett College  | 1,275,000                                  |
| Georgia Highlands College   | 1,013,000                                  |
| Gordon State College  | 2,373,080                                  |
| South Georgia State College   | 1,312,000                                  |
|   | <b>80,000,000</b>                          |
| <br><b><u>Major Rehabilitation and Repair (MRR) - Demolitions</u></b>                       |  |
| University of West Georgia  | 229,000                                    |
| Valdosta State University   | 1,000,000                                  |
|   | <b>1,229,000</b>                           |
| <br><b><u>Supplemental major rehabilitation and repair projects for the USG B-Units</u></b> |  |
| CAES: Renovation of Large Animal Precision Agriculture Research Unit (LARU), Athens         | 8,000,000                                  |
| CAES: IPA Facility Renovations, Tifton  | 5,250,000                                  |
| Marine Institute: Research Housing Renovation   | 1,800,000                                  |
| Marine Extension: Seawater Pumping System   | 843,000                                    |
|   | <b>15,893,000</b>                          |
| <br><b>Total Amended FY24 Board of Regents MRR</b>  | <b>97,122,000</b>                          |
| <br><b>Total Amended FY24 Board of Regents Capital and MRR</b>                              | <b>\$ 385,759,116</b>                      |

# AGENDA

## COMMITTEE OF THE WHOLE: TUITION, FEES AND ALLOCATIONS

April 16, 2024

| <b>Agenda Item</b> | <b>Page No.</b> |
|--------------------|-----------------|
|--------------------|-----------------|

---

### APPROVAL ITEMS

- |    |   |   |
|----|---|---|
| 1. | Fiscal Year 2025 Tuition  | 1 |
| 2. | Fiscal Year 2025 Mandatory Fees   | 4 |
| 3. | Revisions to <i>Board of Regents Policy Manual</i> , Section 7.3.4.2 Waiver of Mandatory Fees | 5 |
| 4. | Fiscal Year 2025 Elective Fees and Special Charges  | 6 |
| 5. | Fiscal Year 2025 Budget Allocations   | 7 |

## 1. **Fiscal Year 2025 Tuition**

**Recommended:** That the Board approve the proposed tuition rates for fiscal year (FY) 2025, to become effective Fall semester 2024. Recommended tuition rates appear in Appendix IA (Undergraduate Tuition), Appendix IB (Graduate & Professional Programs Tuition), and Appendix IC (eTuition).

**Background:** Maintaining affordability is one of the highest priorities of the Board of Regents and actions taken in recent years to keep tuition increases low or flat underscore this commitment. The Board of Regents has held tuition flat at most institutions for six of the last eight years. Furthermore, when comparing USG institutions nationally, USG ranks as the 6<sup>th</sup> lowest in average tuition and fees compared to its public peers per College Board national data. Tuition and fees in the University System of Georgia remain an excellent value for students.

Escalating costs for goods and services, increased salary requirements coupled with competition from the private sector, and overall inflation has created the need for tuition increases in FY 2025. The recommended strategy for FY 2025 balances affordability, sustainability, and quality at all institutions.

### **Proposed Undergraduate Tuition Rate Increases:**

Specifically, the components of the undergraduate rate increase proposal are as follows:

1. A tuition increase of 2.5% for in-state students.
2. A tuition increase of 5.0% for out-state students.
3. Establish a new tier for out-of-country students, which is 2.0% higher than the rate for out-state students.
4. There are also a few special cases as noted below.

#### **Middle Georgia State University:**

Beginning in FY23, the Board approved a plan to bring undergraduate tuition rates at Middle Georgia State University to the level of other State Universities over a three-year period. The proposed increases for FY25 represent the third and final year of the plan.

#### **State Colleges:**

The recommended tuition rates initiate a plan to bring the State Colleges, excluding Georgia Gwinnett College, to a single tuition rate over three years. There are currently 4 different rates among the 9 State Colleges. Many of these institutions have tuition rates currently under \$100, which is the per credit-hour rate charged by the Technical College System of Georgia. The impacted institutions are Atlanta Metropolitan State College, East Georgia State College, Georgia Highlands College, South Georgia State College, and Perimeter College at Georgia State University, which functions like a State College. The additional per credit-hour increase for an in-state student ranges from \$3 to \$4.



**1. Fiscal Year 2025 Tuition (continued)****Dual Mission Institutions:**

Albany State University (ASU) and the University of North Georgia (UNG) have dual missions. Through consolidation, both institutions have an access mission and have two different tuition rates for associates and baccalaureate programs.

ASU and UNG have models in which students elect to enroll as either an associate degree or bachelor's degree seeking student. The recommendation includes a plan to move the tuition rates at ASU and UNG for the Access Mission/Two-Year Degree programs to the rates charged by Georgia Gwinnett College, with the transition taking place over a three-year period. The plan continues to honor the affordability aspect of the access mission, while supporting the costs associated with staffing these programs with baccalaureate level instructors. The additional per credit-hour increase for an in-state student ranges from \$9 to \$13.

**Proposed Graduate Tuition Rate Increases:**

Specifically, the components of the graduate rate increase proposal are as follows:

1. A tuition increase of 2.5% for in-state students.
2. A tuition increase of 5.0% for out-state students.
3. Establish a new tier for out-of-country students, which is 2.0% higher than the rate for out-state students.
4. A tuition increase of 2.5% for all single-priced, total cost graduate programs.
5. There are also a few special cases as noted below.

**Master of Health Science in Speech-Language Pathology at Augusta University**

At the November 8, 2022 meeting, the Board approved the new Master of Health Science in Speech-Language Pathology at Augusta University. The program's tuition will be set to match the existing tuition rates for the Master of Health Science in Occupational Therapy.

**Veterinary Medicine at the University of Georgia (UGA)**

UGA's College of Veterinary Medicine (CVM) is proudly ranked #7 in the nation by US News and World Report. The CVM currently also has the lowest cost of attendance in the nation for in-state students and eighth lowest cost for out-of-state students. The tuition recommendation includes an increase of \$62 per credit-hour for all students in the program. This will help maintain a high-quality educational experience by providing funds for competitive faculty salaries (hiring the best), curricular experiences (providing relevant and modern pedagogies), and physical facilities (maintaining and expanding the CVM built environment).

**Core Graduate Tuition at the University of Georgia**

The core graduate full-time tuition for the University of Georgia is currently less than their undergraduate full-time rate. The recommended tuition rates include a plan to bring the full-time graduate tuition rate to the full-time undergraduate rate over three years. In year one, this

**1. Fiscal Year 2025 Tuition (continued)**

represents an additional \$19 per credit-hour for in-state students before the increases applied to all graduate rates as noted above.

**Proposed eTuition Increases:**

Specifically, the components of the eTuition rate increase proposal are as follows:

1. A tuition increase of 2.5% for eTuition rates, with exceptions as noted below.
2. A tuition increase of 8.0% for the three Degrees at Scale programs at the Georgia Institute of Technology.
3. No tuition increase for eCore, eMajor and the Valdosta State University eDegree.
4. eTuition rates for online undergraduate courses at Atlanta Metropolitan State College, East Georgia State College, Perimeter College at GSU, Albany State University – Two Year Degrees and the University of North Georgia – Associate Track will be the same as the undergraduate in-state rate.
5. The eTuition rates for the Masters in Education Leadership online (M.Ed) and the Specialist in Educational Leadership online (Ed. S) at Columbus State University (CSU) are being reduced and will be set to the approved graduate eTuition rate for CSU. This is being done to improve competitiveness as the current rates are high when compared to peer institutions.

**2. Fiscal Year 2025 Mandatory Fees**

Recommended: That the Board approve the proposed mandatory student fee rates for fiscal year 2025, to become effective Fall semester 2024. Recommended mandatory student fees appear in Appendix IIA.

Background: Mandatory student fees continue to be an important component of the overall cost of attendance at all our colleges and universities. By policy, the Board of Regents approves all mandatory fees and certain elective fees and special charges. The most common mandatory fees include intercollegiate athletic fees; student health service fees; student activity fees; parking and transportation fees; technology fees; and fees to support private funding of facilities such as recreation centers, parking decks, student centers and similar projects.

In recent years, the University System has experienced significant growth in the number of students attending classes via fully online course delivery. Many institutions waive most mandatory fees for fully online students. For fiscal year 2025, the recommendation is to change the underlying mandatory fee structure as it relates to fully online students. The proposed structure would continue to allow institutions to charge online students fees at a reduced rate but would require that fully online students be charged an Online Learning Fee that must equal or exceed the institution's technology fee plus fifty percent of all the institution's mandatory fees approved by the Board of Regents. Six institutions have historically charged all mandatory fees to fully online students. For those institutions, it is recommended that their Online Learning Fee continue to be equal to the total of all their board approved mandatory fees. The recommended change for fully online students will require a revision to board policy, which will be recommended in the next item.

The recommendations contained in Appendix IIA were developed following a review of institutional fee requests that considered, among other things, the current financial position of the programs and activities supported by fees, and the impact of the new fee structure related to fully online students.

### 3. Revisions to Board of Regents Policy Manual, Section 7.3.4.2 Waiver of Mandatory Fees

Recommended: That the Board approve the proposed revisions to the Board of Regents Policy Manual, 7.3.4.2 Waiver of Mandatory Fees.

Background: The purpose of the recommended policy change is to bring policy language in line with the new proposed mandatory fee structure to charge fully online students a portion of all mandatory fees, which will be named the Online Learning Fee. Additionally, all references to the special institutional fee are being removed as this fee has been eliminated.

The Online Learning Fee may be pro-rated for part-time, online students, per each institution's policy for part time proration and in accordance with Section 7.3.4.2. As with other mandatory fees, this fee may be included in bundled "One Rate" program costs that include tuition, fees, and other costs of attendance that have been approved by the Board of Regents, and in other programs with differential costs addressed by Board Policy 7.3.1.5 – Tuition Agreements with Corporations, Organizations, and Other Legal Entities. In such cases, the Online Learning Fee may be included in the bundled cost approved for program delivery and does not necessarily need to be billed separately if those programs are delivered online. Special program fee rates previously approved by the Board will remain intact.

Please note, strikethrough text represents a deletion from the current version, and highlighted text represents an addition.

#### EDITED POLICY LANGUAGE:

##### **7.3.4.2 Waiver of Mandatory Fees**

An institution may waive or reduce mandatory fees, ~~except the special institutional fee~~, for:

1. Students who are enrolled for fewer than six credit hours;
2. Students enrolled in summer semesters;
3. Students who reside or are jointly enrolled at another institution;
4. Students enrolled in practicum experiences (e.g., student teachers) or internships located at least 50 miles from the institution;
5. Students enrolled in distance learning courses or programs who are not also enrolled in on-campus courses nor residing on campus; **Such students shall be charged an Online Learning Fee that must equal or exceed the institution's Technology Fee plus fifty percent (50%) of all other Board approved institutional mandatory fees.**
6. Students enrolled at off-campus centers, except that the institution shall be authorized to charge select fees to these students for special services subject to approval by the Board of Regents;

3. **Revisions to Board of Regents Policy Manual, Section 7.3.4.2 Waiver of Mandatory Fees (Continued)**

7. Students enrolled in a study abroad program and not enrolled on campus during that same semester; and,
8. Members of the armed services utilizing the military's tuition assistance programs or paying their own way to attend the institution.

~~Waivers and exemptions of the special institutional fee are specifically addressed in the Resolution approved by the Board of Regents on April 12, 2012.~~

Each USG institution shall document its student fee waiver strategy or plan. Upon request, USG institutions shall provide the student fee waiver plans to the Chancellor or his or her designee.

**PROPOSED NEW POLICY LANGUAGE:**

**7.3.4.2 Waiver of Mandatory Fees**

An institution may waive or reduce mandatory fees for:

1. Students who are enrolled for fewer than six credit hours;
2. Students enrolled in summer semesters;
3. Students who reside or are jointly enrolled at another institution;
4. Students enrolled in practicum experiences (e.g., student teachers) or internships located at least 50 miles from the institution;
5. Students enrolled in distance learning courses or programs who are not also enrolled in on-campus courses nor residing on campus. Such students shall be charged an Online Learning Fee that must equal or exceed the institution's Technology Fee plus fifty percent (50%) of all other Board approved institutional mandatory fees.
6. Students enrolled at off-campus centers, except that the institution shall be authorized to charge select fees to these students for special services subject to approval by the Board of Regents;
7. Students enrolled in a study abroad program and not enrolled on campus during that same semester; and,
8. Members of the armed services utilizing the military's tuition assistance programs or paying their own way to attend the institution.

Each USG institution shall document its student fee waiver strategy or plan. Upon request, USG institutions shall provide the student fee waiver plans to the Chancellor or his or her designee.

**4. Fiscal Year 2025 Elective Fees and Special Charges**

Recommended: Pursuant to Board Policy 7.3.2.2, that the Board approve the fiscal year 2025 elective fees and special charges as outlined in Appendix IIB. These fees for institutions of the University System of Georgia become effective Fall semester 2024.

Background: Elective fees and special charges represent all other fees assessed to students outside of mandatory fees and impact the overall cost of higher education.

With student affordability as a driving priority, changes have been made to Board policy to increase the level of scrutiny and oversight of certain elective fees and special charges. Specifically, in January 2010, fees and special charges assessed to all students in a specific degree program began requiring Board approval. In February 2015, the Board approved additional policy revisions to ensure that fees charged to all students within a particular course are necessary and provide a direct and additional benefit to the classroom and educational experience. Course fees and degree program fees are not intended to supplant tuition, but rather cover costs of supplemental materials. While most elective fees and special charges are approved at the institutional level, the policy revisions enhance the oversight of fees pertaining to instructional activities. It is noteworthy that many of the elective fee changes presented for approval this year are driven by curricular changes, particularly in Nursing programs, in which the courses are transitioning to digital courseware packages that bundle licensure testing preparation materials with classroom instructional materials. In many cases, these courseware packages replace traditional textbooks and can result in overall cost savings for students.

As required by Board policy 7.3.2.2, elective fees and special charges are reviewed on an annual basis to determine use, effectiveness, and appropriateness. The recommendations are contained in Appendix IIB.

**5. Fiscal Year 2025 Budget Allocations**

Recommended: That the Board approve the allocation of state appropriations for fiscal year 2025 among institutions and operating units of the University System of Georgia (“USG”) as outlined in Appendix IIIB and Appendix IIIC. All allocations for FY 2025 are pending the Governor’s signing of House Bill 916, the Appropriations Act for FY 2025.

Further Recommended: That the Board approve the FY 2025 Capital Budget, totaling \$136,405,800 as outlined in Appendix IV.

Background: The total state funds budget for the USG at the beginning of FY 2024 was \$3.18 billion. The recommended state funds budget for FY 2025 is \$3.39 billion. Appendix IIIA lists the changes from FY 2024 to FY 2025. Allocations by institution are shown in Appendix IIIB. Appendix IIIC lists the changes from FY 2024 to FY 2025 in the Special Funding Initiatives.

**FY 2025 Budget:**

The total state funds budget for FY 2025 is \$3.39 billion, including \$3.07 billion in formula funds and \$324.24 million in all other line items. The FY 2025 budget represents a total net increase of \$204.38 million, or 6.4%.

|                            | <b>FY 2024 Original Budget</b> | <b>Additions</b>      | <b>Reductions and Other Adjustments</b> | <b>FY 2025 Original Budget</b> |
|----------------------------|--------------------------------|-----------------------|---|--------------------------------|
| Formula Funds              | \$ 2,868,895,190               | \$ 199,808,868        | \$ (3,688,958)                          | \$ 3,065,015,100               |
| Line Items                 | \$ 292,882,107                 | \$ 15,002,779         | \$ (7,388,571)                          | \$ 300,496,315                 |
| Pass-Through Organizations | \$ 23,093,622                  | \$ 647,267            | \$ -                                    | \$ 23,740,889                  |
| <b>Total</b>               | <b>\$ 3,184,870,919</b>        | <b>\$ 215,458,914</b> | <b>\$ (11,077,529)</b>                  | <b>\$ 3,389,252,304</b>        |

**\$196.12 million addition in formula funds:**

- 4% cost-of-living-adjustment for full-time state employees not to exceed \$3,000 \$91,813,260
- Enrollment growth formula earnings based on FY 2023 credit hours 2,256,373
- Maintenance and operations for new square footage 658,999
- Department of Administrative Services insurance 1,941,550
- Health insurance and retiree health and life benefits 22,431,361
- Teachers' Retirement System (TRS) 7,676,694
- Fort Valley State University Land Grant match requirements 823,926
- Adjustment in telecommunications and infrastructure rates for Georgia Technology Authority 1,180,277
- Adjustments for Capitol Police security & operating expenses for Georgia Building Authority 246,882
- Medical College of Georgia expansion at Georgia Southern's Armstrong Campus 4,692,816
- Restoration of FY24 formula funds 66,000,000

**5. Fiscal Year 2025 Budget Allocations (Continued)**

|   |                             |
|---|-----------------------------|
| • Debt Service payback project at Perimeter College at Georgia State University | 86,730                      |
| • Remove funds for the Georgia Tech Regional Engineering Program                | (3,688,958)                 |
|   | <b><u>\$196,119,910</u></b> |

**\$8.26 million in addition for line items and pass-through organizations:**

|   |                           |
|---|---------------------------|
| • 4% cost-of-living-adjustment for full-time state employees not to exceed \$3,000  | \$5,522,408               |
| • Health insurance and retirement benefits  | 1,250,684                 |
| • Department of Administrative Services insurance   | 210,879                   |
| • Adjustment in telecommunications and infrastructure rates for Georgia Technology Authority  | 42,808                    |
| • Adjustment for Capitol Police security & operating expenses for Georgia Building Authority  | 193,978                   |
| • Formula increase for population and materials for Georgia Public Libraries  | 141,350                   |
| • Health insurance rate changes for Georgia Public Libraries (PMPM)   | 1,628,550                 |
| • Medical College of Georgia Health Center: Partnership with Clark Atlanta for prostate cancer research                             | 200,000                   |
| • Middle Georgia aviation program   | 1,608,122                 |
| • Projects for Center for Rural Prosperity and Innovation   | 500,000                   |
| • Establish David Ralston for Behavioral Health Center at UGA   | 1,504,000                 |
| • Legal Clinics to increase law student exposure and involvement in public defender and prosecuting attorney work                   | 1,450,000                 |
| • Computer science professional development pursuant to SB 108 (2019 Session)   | 750,000                   |
| • Music industry archiving at UGA - Remove one-time funding & correction  | (5,200,000)               |
| • Remove funding for FY24 Governor Disregards - Reduce funds to align budget with expenditures                                      | (2,188,571)               |
| • Net increases for Georgia Commission of the Holocaust, Georgia Military College, and Georgia Public Telecommunications Commission | 647,267                   |
|   | <b><u>\$8,261,475</u></b> |



**5. Fiscal Year 2025 Budget Allocations (Continued)****FY 2025 Allocation Recommendations:**

Allocations of state funds by institution are listed in Appendix IIIB:

- The strategy employed in allocating the \$2.26 million in enrollment funding seeks to appropriate funding for growth while mitigating reductions on a case-by-case basis after carefully assessing the impact on each institution.
- Restoration of FY24 formula funds were allocated in the same manner as reduced for each institution in the prior year.
- Allocations of funding for maintenance and operations for new space are allocated based on institutional projections of cost increases.
- Allocations of funding for health insurance and TRS increases are allocated based on institutional benefit enrollment.
- Allocations of funding for cost-of-living increases of 4%, capped at \$3,000 are allocated based on employees' salary.
- Any changes identified specifically by House Bill 916 were made accordingly.

**FY 2025 Capital Budget:**

The total budget for capital projects for the Board of Regents is \$136.4 million. The capital projects are listed in Appendix IV and are summarized as follows:

- \$46.9 million in construction funds for projects at Albany State University, College of Coastal Georgia, Georgia College & State University, Middle Georgia State University, and the University of West Georgia.
- \$31.6 million in design and construction funds for projects at Georgia Gwinnett College, Savannah State University, and the University of Georgia.
- \$5.8 million in planning and design funds for Clayton State University, Georgia Highlands College, Georgia Southwestern State University, and the University of Georgia.
- \$34.4 million for eight small capital projects at various institutions.
- \$12.7 million for public libraries.
- \$1.9 million for the Georgia Military College.
- \$3 million for the Georgia Research Alliance.

**APPENDIX IA**  
**UNDERGRADUATE TUITION RATES PER SEMESTER - FISCAL YEAR 2025**  
**EFFECTIVE FALL SEMESTER 2024**

| <b>FLAT TUITION MODEL</b>  |             |             |              |              |                |
|--|-------------|-------------|--------------|--------------|----------------|
| Flat rate of tuition applies to encourage students to take 15 hours and graduate in four years |             |             |              |              |                |
|  | IN-STATE    |             | OUT-OF-STATE |              | OUT-OF-COUNTRY |
|  | FY 2024     | FY 2025     | FY 2024      | FY 2025      | FY 2025        |
| <b>Georgia Institute of Technology</b>   |             |             |              |              |                |
| More than 6 hours  | \$ 5,129.00 | \$ 5,256.00 | \$ 15,685.00 | \$ 16,469.00 | \$ 16,783.00   |
| 6 hours or less  | \$ 3,048.00 | \$ 3,124.00 | \$ 9,308.00  | \$ 9,773.00  | \$ 9,960.00    |
| <b>University of Georgia</b>   |             |             |              |              |                |
| More than 6 hours  | \$ 4,895.00 | \$ 5,017.00 | \$ 14,415.00 | \$ 15,136.00 | \$ 15,424.00   |
| 6 hours or less  | \$ 2,909.00 | \$ 2,982.00 | \$ 8,555.00  | \$ 8,983.00  | \$ 9,154.00    |
| <b>Georgia College and State University</b>  |             |             |              |              |                |
| More than 6 hours  | \$ 3,754.00 | \$ 3,848.00 | \$ 13,344.00 | \$ 14,011.00 | \$ 14,278.00   |
| 6 hours or less  | \$ 2,222.00 | \$ 2,278.00 | \$ 7,918.00  | \$ 8,314.00  | \$ 8,472.00    |
| <b>Augusta University – Health Sciences Campus</b>   |             |             |              |              |                |
| 10 hours or more   | \$ 4,432.00 | \$ 4,542.00 | \$ 14,189.00 | \$ 14,898.00 | \$ 15,182.00   |
| 9 hours or less (Per Credit Hour)  | \$ 295.47   | \$ 303.00   | \$ 945.93    | \$ 993.00    | \$ 1,012.00    |
| <b>Augusta University - Summerville Campus</b>   |             |             |              |              |                |
| 10 hours or more   | \$ 3,446.00 | \$ 3,532.00 | \$ 11,135.00 | \$ 11,692.00 | \$ 11,914.00   |
| 9 hours or less (Per Credit Hour)  | \$ 229.73   | \$ 235.00   | \$ 742.33    | \$ 779.00    | \$ 794.00      |
| <b>REGULAR TUITION MODEL (Per credit hour rates apply up to 15 hours)</b>                      |             |             |              |              |                |
|  | IN-STATE    |             | OUT-OF-STATE |              | OUT-OF-COUNTRY |
|  | FY 2024     | FY 2025     | FY 2024      | FY 2025      | FY 2025        |
| <b>RESEARCH UNIVERSITIES</b>   |             |             |              |              |                |
| <b>Georgia State University</b>  |             |             |              |              |                |
| Per Credit Hour  | \$ 298.27   | \$ 306.00   | \$ 932.87    | \$ 980.00    | \$ 998.00      |
| <b>Perimeter College at Georgia State University</b>   |             |             |              |              |                |
| Per Credit Hour  | \$ 95.00    | \$ 101.00   | \$ 359.67    | \$ 391.00    | \$ 398.00      |
| <b>REGIONAL UNIVERSITIES</b>   |             |             |              |              |                |
| <b>Georgia Southern University</b>   |             |             |              |              |                |
| Per Credit Hour  | \$ 182.13   | \$ 187.00   | \$ 642.73    | \$ 675.00    | \$ 688.00      |
| <b>Kennesaw State University</b>   |             |             |              |              |                |
| Per Credit Hour  | \$ 185.40   | \$ 190.00   | \$ 654.33    | \$ 687.00    | \$ 700.00      |
| <b>University of West Georgia</b>  |             |             |              |              |                |
| Per Credit Hour  | \$ 182.13   | \$ 187.00   | \$ 642.73    | \$ 675.00    | \$ 688.00      |
| <b>Valdosta State University</b>   |             |             |              |              |                |
| Per Credit Hour  | \$ 182.13   | \$ 187.00   | \$ 642.73    | \$ 675.00    | \$ 688.00      |
| <b>STATE UNIVERSITIES</b>  |             |             |              |              |                |
| <b>Albany State University - Four Year Degrees</b>   |             |             |              |              |                |
| Per Credit Hour  | \$ 169.33   | \$ 174.00   | \$ 616.07    | \$ 647.00    | \$ 659.00      |
| <b>Albany State University - Two Year Degrees</b>  |             |             |              |              |                |
| Per Credit Hour  | \$ 95.00    | \$ 111.00   | \$ 359.67    | \$ 427.00    | \$ 435.00      |
| <b>Clayton State University</b>  |             |             |              |              |                |
| Per Credit Hour  | \$ 169.33   | \$ 174.00   | \$ 616.07    | \$ 647.00    | \$ 659.00      |
| <b>Columbus State University</b>   |             |             |              |              |                |
| Per Credit Hour  | \$ 182.13   | \$ 187.00   | \$ 642.73    | \$ 675.00    | \$ 688.00      |
| <b>Fort Valley State University</b>  |             |             |              |              |                |
| Per Credit Hour  | \$ 169.33   | \$ 174.00   | \$ 616.07    | \$ 647.00    | \$ 659.00      |
| <b>Georgia Southwestern State University</b>   |             |             |              |              |                |
| Per Credit Hour  | \$ 169.33   | \$ 174.00   | \$ 616.07    | \$ 647.00    | \$ 659.00      |
| <b>Middle Georgia State University</b>   |             |             |              |              |                |
| Per Credit Hour  | \$ 150.00   | \$ 174.00   | \$ 550.00    | \$ 647.00    | \$ 659.00      |
| <b>Savannah State University</b>   |             |             |              |              |                |
| Per Credit Hour  | \$ 169.33   | \$ 174.00   | \$ 616.07    | \$ 647.00    | \$ 659.00      |
| <b>University of North Georgia - Four Year Degrees</b>   |             |             |              |              |                |
| Per Credit Hour  | \$ 186.53   | \$ 191.00   | \$ 658.47    | \$ 691.00    | \$ 705.00      |
| <b>University of North Georgia - Two-Year Degrees</b>  |             |             |              |              |                |
| Per Credit Hour  | \$ 106.80   | \$ 119.00   | \$ 394.53    | \$ 452.00    | \$ 460.00      |

**APPENDIX IA  
 UNDERGRADUATE TUITION RATES PER SEMESTER - FISCAL YEAR 2025  
 EFFECTIVE FALL SEMESTER 2024**

| <b>REGULAR TUITION MODEL (Per credit hour rates apply up to 15 hours)</b> |                 |                |                     |                |                       |
|---|-----------------|----------------|---------------------|----------------|-----------------------|
|   | <b>IN-STATE</b> |                | <b>OUT-OF-STATE</b> |                | <b>OUT-OF-COUNTRY</b> |
|   | <b>FY 2024</b>  | <b>FY 2025</b> | <b>FY 2024</b>      | <b>FY 2025</b> | <b>FY 2025</b>        |
| <b>STATE COLLEGES</b>   |                 |                |                     |                |                       |
| <b>Georgia Gwinnett College</b>   | \$ 2,009.00     | \$ 2,055.00    | \$ 7,500.00         | \$ 7,875.00    | \$ 8,025.00           |
| Per Credit Hour   | \$ 133.93       | \$ 137.00      | \$ 500.00           | \$ 525.00      | \$ 535.00             |
| <b>Abraham Baldwin Agricultural College</b>                               | \$ 1,602.00     | \$ 1,635.00    | \$ 5,918.00         | \$ 6,210.00    | \$ 6,330.00           |
| Per Credit Hour   | \$ 106.80       | \$ 109.00      | \$ 394.53           | \$ 414.00      | \$ 422.00             |
| <b>Atlanta Metropolitan State College</b>                                 | \$ 1,516.00     | \$ 1,605.00    | \$ 5,657.00         | \$ 6,075.00    | \$ 6,195.00           |
| Per Credit Hour   | \$ 101.07       | \$ 107.00      | \$ 377.13           | \$ 405.00      | \$ 413.00             |
| <b>College of Coastal Georgia</b>   | \$ 1,602.00     | \$ 1,635.00    | \$ 5,918.00         | \$ 6,210.00    | \$ 6,330.00           |
| Per Credit Hour   | \$ 106.80       | \$ 109.00      | \$ 394.53           | \$ 414.00      | \$ 422.00             |
| <b>Dalton State College</b>   | \$ 1,602.00     | \$ 1,635.00    | \$ 5,918.00         | \$ 6,210.00    | \$ 6,330.00           |
| Per Credit Hour   | \$ 106.80       | \$ 109.00      | \$ 394.53           | \$ 414.00      | \$ 422.00             |
| <b>Gordon State College</b>   | \$ 1,602.00     | \$ 1,635.00    | \$ 5,918.00         | \$ 6,210.00    | \$ 6,330.00           |
| Per Credit Hour   | \$ 106.80       | \$ 109.00      | \$ 394.53           | \$ 414.00      | \$ 422.00             |
| <b>East Georgia State College</b>   | \$ 1,425.00     | \$ 1,515.00    | \$ 5,395.00         | \$ 5,865.00    | \$ 5,970.00           |
| Per Credit Hour   | \$ 95.00        | \$ 101.00      | \$ 359.67           | \$ 391.00      | \$ 398.00             |
| <b>Georgia Highlands College</b>  | \$ 1,425.00     | \$ 1,515.00    | \$ 5,395.00         | \$ 5,865.00    | \$ 5,970.00           |
| Per Credit Hour   | \$ 95.00        | \$ 101.00      | \$ 359.67           | \$ 391.00      | \$ 398.00             |
| <b>South Georgia State College</b>  | \$ 1,425.00     | \$ 1,515.00    | \$ 5,395.00         | \$ 5,865.00    | \$ 5,970.00           |
| Per Credit Hour   | \$ 95.00        | \$ 101.00      | \$ 359.67           | \$ 391.00      | \$ 398.00             |
| <b>Georgia Film Academy Courses</b>                                       |                 |                |                     |                |                       |
| Per Credit Hour   | \$ 125.00       | \$ 128.00      | \$ 125.00           | \$ 128.00      | \$ 128.00             |

**APPENDIX IB**  
**UNIVERSITY SYSTEM OF GEORGIA**  
**GRADUATE & PROFESSIONAL PROGRAM TUITION RATES PER SEMESTER - FISCAL YEAR 2025**  
**EFFECTIVE FALL SEMESTER 2024**

|  | In-State Tuition<br>FY 2024<br>Rate | In-State Tuition<br>FY 2025<br>Rate | Out-of-State Tuition<br>FY 2024<br>Rate | Out-of-State Tuition<br>FY 2025<br>Rate | Out-of-Country Tuition<br>FY 2025<br>Rate |
|--|-------------------------------------|-------------------------------------|---|---|---|
| <b>Augusta University</b>                                    |                                     |                                     |   |   |   |
| Graduate - Full Time   | 2,752.00                            | 2,821.00                            | 9,386.00                                | 9,855.00                                | 10,043.00                                 |
| Graduate - Less than 12 credit hours                         | 230.00                              | 236.00                              | 783.00                                  | 822.00                                  | 838.00                                    |
| Health Sciences Graduate - Full Time                         | 4,684.00                            | 4,801.00                            | 12,962.00                               | 13,610.00                               | 13,869.00                                 |
| Health Sciences Graduate - Less than 12 credit hours         | 391.00                              | 401.00                              | 1,081.00                                | 1,135.00                                | 1,157.00                                  |
| <b>Master of Business Administration</b>                     |                                     |                                     |   |   |   |
| Full-time  | 2,752.00                            | 2,821.00                            | 9,386.00                                | 9,855.00                                | 10,043.00                                 |
| Less than 12 credit hours                                    | 230.00                              | 236.00                              | 783.00                                  | 822.00                                  | 838.00                                    |
| <b>Ed.D. in Educational Innovation</b>                       |                                     |                                     |   |   |   |
| Full-time  | 3,720.00                            | 3,813.00                            | 10,354.00                               | 10,872.00                               | 11,079.00                                 |
| Less than 12 credit hours                                    | 310.00                              | 318.00                              | 863.00                                  | 906.00                                  | 923.00                                    |
| <b>Medical School</b>  |                                     |                                     |   |   |   |
| Full-time  | 14,463.00                           | 14,825.00                           | 28,925.00                               | 30,371.00                               | 30,950.00                                 |
| Less than 12 credit hours                                    | 1,206.00                            | 1,236.00                            | 2,411.00                                | 2,532.00                                | 2,580.00                                  |
| <b>MHS - Occupational Therapy</b>                            |                                     |                                     |   |   |   |
| Full-time  | 5,806.00                            | 5,951.00                            | 14,220.00                               | 14,931.00                               | 15,215.00                                 |
| Less than 12 credit hours                                    | 484.00                              | 496.00                              | 1,185.00                                | 1,244.00                                | 1,268.00                                  |
| <b>Masters Physician Assistant</b>                           |                                     |                                     |   |   |   |
| Full-time  | 6,975.00                            | 7,149.00                            | 13,950.00                               | 14,648.00                               | 14,927.00                                 |
| Less than 12 credit hours                                    | 582.00                              | 597.00                              | 1,163.00                                | 1,221.00                                | 1,244.00                                  |
| <b>Doctor of Physical Therapy</b>                            |                                     |                                     |   |   |   |
| Full-time  | 5,494.00                            | 5,631.00                            | 12,362.00                               | 12,980.00                               | 13,227.00                                 |
| Less than 12 credit hours                                    | 458.00                              | 469.00                              | 1,031.00                                | 1,083.00                                | 1,103.00                                  |
| <b>Dental Medicine</b>                                       |                                     |                                     |   |   |   |
| Full-time  | 13,172.00                           | 13,501.00                           | 32,389.00                               | 34,008.00                               | 34,656.00                                 |
| Less than 12 credit hours                                    | 1,098.00                            | 1,125.00                            | 2,700.00                                | 2,835.00                                | 2,889.00                                  |
| <b>Nursing Ph.D.</b>   |                                     |                                     |   |   |   |
| Full-time  | 4,684.00                            | 4,801.00                            | 13,098.00                               | 13,753.00                               | 14,015.00                                 |
| Less than 12 credit hours                                    | 391.00                              | 401.00                              | 1,092.00                                | 1,147.00                                | 1,168.00                                  |
| <b>MSN Clinical Nurse Leader</b>                             |                                     |                                     |   |   |   |
| Full-time  | 6,000.00                            | 6,150.00                            | 14,695.00                               | 15,430.00                               | 15,724.00                                 |
| Less than 12 credit hours                                    | 500.00                              | 513.00                              | 1,225.00                                | 1,286.00                                | 1,311.00                                  |
| <b>MSN Nurse Anesthesia</b>                                  |                                     |                                     |   |   |   |
| Full-time  | 7,994.00                            | 8,194.00                            | 16,408.00                               | 17,228.00                               | 17,557.00                                 |
| Less than 12 credit hours                                    | 667.00                              | 684.00                              | 1,368.00                                | 1,436.00                                | 1,464.00                                  |
| <b>Doctor of Nursing Practice (DNP)</b>                      |                                     |                                     |   |   |   |
| Full-time  | 5,160.00                            | 5,289.00                            | 13,574.00                               | 14,253.00                               | 14,524.00                                 |
| Less than 12 credit hours                                    | 430.00                              | 441.00                              | 1,132.00                                | 1,189.00                                | 1,211.00                                  |
| <b>DNP Nurse Anesthesia</b>                                  |                                     |                                     |   |   |   |
| Full-time  | 9,000.00                            | 9,225.00                            | 18,000.00                               | 18,900.00                               | 19,260.00                                 |
| Less than 12 credit hours                                    | 750.00                              | 769.00                              | 1,500.00                                | 1,575.00                                | 1,605.00                                  |
| <b>Masters of Public Health</b>                              |                                     |                                     |   |   |   |
| Full-time  | 5,160.00                            | 5,289.00                            | 13,574.00                               | 14,253.00                               | 14,524.00                                 |
| Less than 12 credit hours                                    | 430.00                              | 441.00                              | 1,132.00                                | 1,189.00                                | 1,211.00                                  |
| <b>Masters of Science in Medical Illustration</b>            |                                     |                                     |   |   |   |
| Full-time  | 5,374.00                            | 5,508.00                            | 13,788.00                               | 14,477.00                               | 14,753.00                                 |
| Less than 12 credit hours                                    | 448.00                              | 459.00                              | 1,149.00                                | 1,206.00                                | 1,229.00                                  |
| <b>Master of Health Science in Speech-Language Pathology</b> |                                     |                                     |   |   |   |
| Full-time  | n/a                                 | 5,951.00                            | n/a                                     | 14,931.00                               | 15,215.00                                 |
| Less than 12 credit hours                                    | n/a                                 | 496.00                              | n/a                                     | 1,244.00                                | 1,268.00                                  |
| <i>Effective Fall 2025</i>                                   |                                     |                                     |   |   |   |
| <b>Georgia Institute of Technology</b>                       |                                     |                                     |   |   |   |
| Graduate - Full Time   | 7,032.00                            | 7,208.00                            | 14,570.00                               | 15,299.00                               | 15,590.00                                 |
| Graduate - Less than 12 credit hours                         | 586.00                              | 601.00                              | 1,215.00                                | 1,276.00                                | 1,300.00                                  |
| <b>Master of Business Administration</b>                     |                                     |                                     |   |   |   |
| Full-time  | 14,754.00                           | 15,123.00                           | 20,376.00                               | 21,395.00                               | 21,802.00                                 |
| Less than 12 credit hours                                    | 1,230.00                            | 1,261.00                            | 1,698.00                                | 1,783.00                                | 1,817.00                                  |

**APPENDIX IB**  
**UNIVERSITY SYSTEM OF GEORGIA**  
**GRADUATE & PROFESSIONAL PROGRAM TUITION RATES PER SEMESTER - FISCAL YEAR 2025**  
**EFFECTIVE FALL SEMESTER 2024**

|   | In-State Tuition<br>FY 2024<br>Rate | In-State Tuition<br>FY 2025<br>Rate | Out-of-State Tuition<br>FY 2024<br>Rate | Out-of-State Tuition<br>FY 2025<br>Rate | Out-of-Country Tuition<br>FY 2025<br>Rate |
|---|-------------------------------------|-------------------------------------|---|---|---|
| <b>Master of Science in Analytics</b>                                   |                                     |                                     |   |   |   |
| Full-time   | 14,603.00                           | 14,968.00                           | 20,261.00                               | 21,274.00                               | 21,679.00                                 |
| Less than 12 credit hours   | 1,217.00                            | 1,247.00                            | 1,689.00                                | 1,773.00                                | 1,807.00                                  |
| <b>MS in Building Construction and Integrated Facilities Management</b> |                                     |                                     |   |   |   |
| Full-time   | 9,758.00                            | 10,002.00                           | 19,840.00                               | 20,832.00                               | 21,229.00                                 |
| Less than 12 credit hours   | 814.00                              | 834.00                              | 1,654.00                                | 1,737.00                                | 1,770.00                                  |
| <b>MS in Prosthetics and Orthotics</b>                                  |                                     |                                     |   |   |   |
| Full-time   | 8,283.00                            | 8,490.00                            | 18,948.00                               | 19,895.00                               | 20,274.00                                 |
| Less than 12 credit hours   | 691.00                              | 708.00                              | 1,579.00                                | 1,658.00                                | 1,690.00                                  |
| <b>MS in Quantitative &amp; Computational Finance</b>                   |                                     |                                     |   |   |   |
| Full-time   | 8,793.00                            | 9,013.00                            | 19,323.00                               | 20,289.00                               | 20,676.00                                 |
| Less than 12 credit hours   | 733.00                              | 751.00                              | 1,611.00                                | 1,692.00                                | 1,724.00                                  |
| <b>MS in Supply Chain Engineering</b>                                   |                                     |                                     |   |   |   |
| Full-time   | 8,283.00                            | 8,490.00                            | 18,948.00                               | 19,895.00                               | 20,274.00                                 |
| Less than 12 credit hours   | 691.00                              | 708.00                              | 1,579.00                                | 1,658.00                                | 1,690.00                                  |
| <b>MS in Bioinformatics</b>   |                                     |                                     |   |   |   |
| Full-time   | 8,259.00                            | 8,465.00                            | 18,345.00                               | 19,262.00                               | 19,629.00                                 |
| Less than 12 credit hours   | 689.00                              | 706.00                              | 1,529.00                                | 1,605.00                                | 1,636.00                                  |
| <b>MS in Industrial Design</b>  |                                     |                                     |   |   |   |
| Full-time   | 9,027.00                            | 9,253.00                            | 17,604.00                               | 18,484.00                               | 18,836.00                                 |
| Less than 12 credit hours   | 753.00                              | 772.00                              | 1,467.00                                | 1,540.00                                | 1,570.00                                  |
| <b>MS in Music Technology</b>   |                                     |                                     |   |   |   |
| Full-time   | 8,759.00                            | 8,978.00                            | 16,298.00                               | 17,113.00                               | 17,439.00                                 |
| Less than 12 credit hours   | 730.00                              | 748.00                              | 1,359.00                                | 1,427.00                                | 1,454.00                                  |
| <b>Joint Ph.D in Biomedical Engineering</b>                             |                                     |                                     |   |   |   |
| Full-time   | 9,063.00                            | 9,290.00                            | 22,160.00                               | 23,268.00                               | 23,711.00                                 |
| Less than 12 credit hours   | 756.00                              | 775.00                              | 1,847.00                                | 1,939.00                                | 1,976.00                                  |
| <b>Evening MBA (EMBA)</b>   |                                     |                                     |   |   |   |
|   | Credit Hour Rate                    | Credit Hour Rate                    | Credit Hour Rate                        | Credit Hour Rate                        | Credit Hour Rate                          |
|   | 1,132.00                            | 1,160.00                            | 1,548.00                                | 1,625.00                                | 1,656.00                                  |
| <b>MS in Electrical &amp; Computer Engineering</b>                      |                                     |                                     |   |   |   |
| Full-time   | 8,238.00                            | 8,444.00                            | 17,070.00                               | 17,924.00                               | 18,265.00                                 |
| Less than 12 credit hours   | 687.00                              | 704.00                              | 1,423.00                                | 1,494.00                                | 1,523.00                                  |
| <b>MS Electrical &amp; Computer Engineering (Shenzhen)</b>              |                                     |                                     |   |   |   |
| More than 3 credit hours  | 5,880.00                            | 6,027.00                            | 5,880.00                                | 6,027.00                                | 6,027.00                                  |
| 3 credit hours or less  | 1,764.00                            | 1,808.00                            | 1,764.00                                | 1,808.00                                | 1,808.00                                  |
| <b>Master of Architecture</b>   |                                     |                                     |   |   |   |
| Full-time   | 9,027.00                            | 9,253.00                            | 16,565.00                               | 17,393.00                               | 17,725.00                                 |
| Less than 12 credit hours   | 753.00                              | 772.00                              | 1,381.00                                | 1,450.00                                | 1,478.00                                  |
| <b>Master of City &amp; Regional Planning</b>                           |                                     |                                     |   |   |   |
| Full-time   | 8,455.00                            | 8,666.00                            | 15,993.00                               | 16,793.00                               | 17,113.00                                 |
| Less than 12 credit hours   | 705.00                              | 723.00                              | 1,333.00                                | 1,400.00                                | 1,426.00                                  |
| <b>MS Urban Design</b>  |                                     |                                     |   |   |   |
| Full-time   | 9,027.00                            | 9,253.00                            | 16,565.00                               | 17,393.00                               | 17,725.00                                 |
| Less than 12 credit hours   | 753.00                              | 772.00                              | 1,381.00                                | 1,450.00                                | 1,478.00                                  |
| <b>MS Biomedical Innovation &amp; Development</b>                       |                                     |                                     |   |   |   |
| Full-time   | 12,453.00                           | 12,764.00                           | 19,991.00                               | 20,991.00                               | 21,390.00                                 |
| Less than 12 credit hours   | 1,038.00                            | 1,064.00                            | 1,666.00                                | 1,749.00                                | 1,783.00                                  |
| <b>MS Geographic Information Science &amp; Technology</b>               |                                     |                                     |   |   |   |
| Full-time   | 8,455.00                            | 8,666.00                            | 15,993.00                               | 16,793.00                               | 17,113.00                                 |
| Less than 12 credit hours   | 705.00                              | 723.00                              | 1,333.00                                | 1,400.00                                | 1,426.00                                  |
| <b>MS Human Computer Interaction</b>                                    |                                     |                                     |   |   |   |
| Full-time   | 8,032.00                            | 8,233.00                            | 17,704.00                               | 18,589.00                               | 18,943.00                                 |
| Less than 12 credit hours   | 670.00                              | 687.00                              | 1,476.00                                | 1,550.00                                | 1,579.00                                  |
| <b>MS Robotics</b>  |                                     |                                     |   |   |   |
| Full-time   | 8,028.00                            | 8,229.00                            | 17,700.00                               | 18,585.00                               | 18,939.00                                 |
| Less than 12 credit hours   | 669.00                              | 686.00                              | 1,475.00                                | 1,549.00                                | 1,578.00                                  |
| <b>Total Program Cost/Semester</b>                                      |                                     |                                     |   |   |   |
| Executive Master's in International Logistics                           | 15,300.00                           | 15,683.00                           | 15,300.00                               | 15,683.00                               | 15,683.00                                 |

**APPENDIX IB**  
**UNIVERSITY SYSTEM OF GEORGIA**  
**GRADUATE & PROFESSIONAL PROGRAM TUITION RATES PER SEMESTER - FISCAL YEAR 2025**  
**EFFECTIVE FALL SEMESTER 2024**

|  | In-State Tuition<br>FY 2024<br>Rate | In-State Tuition<br>FY 2025<br>Rate | Out-of-State Tuition<br>FY 2024<br>Rate | Out-of-State Tuition<br>FY 2025<br>Rate | Out-of-Country Tuition<br>FY 2025<br>Rate |
|--|-------------------------------------|-------------------------------------|---|---|---|
|  | <b>Total Program Cost</b>           |                                     | <b>Total Program Cost</b>               |   | <b>Total Program Cost</b>                 |
| Executive MS in Enterprise Transformation          | 30,000.00                           | 30,750.00                           | 30,000.00                               | 30,750.00                               | 30,750.00                                 |
| Executive MBA Program                              | 82,500.00                           | 84,563.00                           | 82,500.00                               | 84,563.00                               | 84,563.00                                 |
| <b>Georgia State University</b>                    |                                     |                                     |   |   |   |
| Graduate - Full Time                               | 4,776.00                            | 4,895.00                            | 15,108.00                               | 15,863.00                               | 16,166.00                                 |
| Graduate - Less than 12 credit hours               | 398.00                              | 408.00                              | 1,259.00                                | 1,322.00                                | 1,347.00                                  |
| <b>Law</b>   |                                     |                                     |   |   |   |
| <b>J.D. Program</b>                                |                                     |                                     |   |   |   |
| Full-time  | 7,884.00                            | 8,081.00                            | 17,688.00                               | 18,572.00                               | 18,926.00                                 |
| Less than 12 credit hours                          | 657.00                              | 673.00                              | 1,474.00                                | 1,548.00                                | 1,577.00                                  |
| <b>Law</b>   |                                     |                                     |   |   |   |
| <b>LL.M. Program</b>                               |                                     |                                     |   |   |   |
| Full-time  | 7,884.00                            | 8,081.00                            | 17,688.00                               | 18,572.00                               | 18,926.00                                 |
| Less than 12 credit hours                          | 657.00                              | 673.00                              | 1,474.00                                | 1,548.00                                | 1,577.00                                  |
| <b>MBA</b>   |                                     |                                     |   |   |   |
| Full-time  | 5,988.00                            | 6,138.00                            | 15,696.00                               | 16,481.00                               | 16,795.00                                 |
| Less than 12 credit hours                          | 499.00                              | 511.00                              | 1,308.00                                | 1,373.00                                | 1,400.00                                  |
| <b>Master of Professional Accountancy</b>          |                                     |                                     |   |   |   |
| Full-time  | 5,988.00                            | 6,138.00                            | 15,696.00                               | 16,481.00                               | 16,795.00                                 |
| Less than 12 credit hours                          | 499.00                              | 511.00                              | 1,308.00                                | 1,373.00                                | 1,400.00                                  |
| <b>Master of Actuarial Science</b>                 |                                     |                                     |   |   |   |
| Full-time  | 5,988.00                            | 6,138.00                            | 15,696.00                               | 16,481.00                               | 16,795.00                                 |
| Less than 12 credit hours                          | 499.00                              | 511.00                              | 1,308.00                                | 1,373.00                                | 1,400.00                                  |
| <b>MS - Economics (Business Economics)</b>         |                                     |                                     |   |   |   |
| Full-time  | 5,988.00                            | 6,138.00                            | 15,696.00                               | 16,481.00                               | 16,795.00                                 |
| Less than 12 credit hours                          | 499.00                              | 511.00                              | 1,308.00                                | 1,373.00                                | 1,400.00                                  |
| <b>MS - Managerial Sciences</b>                    |                                     |                                     |   |   |   |
| Full-time  | 5,988.00                            | 6,138.00                            | 15,696.00                               | 16,481.00                               | 16,795.00                                 |
| Less than 12 credit hours                          | 499.00                              | 511.00                              | 1,308.00                                | 1,373.00                                | 1,400.00                                  |
| <b>MS - Mathematical Risk Management</b>           |                                     |                                     |   |   |   |
| Full-time  | 5,988.00                            | 6,138.00                            | 15,696.00                               | 16,481.00                               | 16,795.00                                 |
| Less than 12 credit hours                          | 499.00                              | 511.00                              | 1,308.00                                | 1,373.00                                | 1,400.00                                  |
| <b>MS - Risk Management &amp; Insurance</b>        |                                     |                                     |   |   |   |
| Full-time  | 5,988.00                            | 6,138.00                            | 15,696.00                               | 16,481.00                               | 16,795.00                                 |
| Less than 12 credit hours                          | 499.00                              | 511.00                              | 1,308.00                                | 1,373.00                                | 1,400.00                                  |
| <b>MS/Ph.D - Nursing</b>                           |                                     |                                     |   |   |   |
| Full-time  | 4,848.00                            | 4,969.00                            | 15,180.00                               | 15,939.00                               | 16,243.00                                 |
| Less than 12 credit hours                          | 404.00                              | 414.00                              | 1,265.00                                | 1,328.00                                | 1,354.00                                  |
| <b>Clinical Doctorate (DPT) - Physical Therapy</b> |                                     |                                     |   |   |   |
| Full-time  | 4,884.00                            | 5,006.00                            | 15,216.00                               | 15,977.00                               | 16,281.00                                 |
| Less than 12 credit hours                          | 407.00                              | 417.00                              | 1,268.00                                | 1,331.00                                | 1,357.00                                  |
| <b>Ph.D - Public Health</b>                        |                                     |                                     |   |   |   |
| Full-time  | 5,100.00                            | 5,228.00                            | 15,432.00                               | 16,204.00                               | 16,512.00                                 |
| Less than 12 credit hours                          | 425.00                              | 436.00                              | 1,286.00                                | 1,350.00                                | 1,376.00                                  |
| <b>Master of Public Health</b>                     |                                     |                                     |   |   |   |
| Full-time  | 5,100.00                            | 5,228.00                            | 15,432.00                               | 16,204.00                               | 16,512.00                                 |
| Less than 12 credit hours                          | 425.00                              | 436.00                              | 1,286.00                                | 1,350.00                                | 1,376.00                                  |
| <b>Doctor of Public Health</b>                     |                                     |                                     |   |   |   |
| Full-time  | 5,100.00                            | 5,228.00                            | 15,432.00                               | 16,204.00                               | 16,512.00                                 |
| Less than 12 credit hours                          | 425.00                              | 436.00                              | 1,286.00                                | 1,350.00                                | 1,376.00                                  |
|  | <b>Total Program Cost</b>           |                                     | <b>Total Program Cost</b>               |   | <b>Total Program Cost</b>                 |
| One Year MS Managerial Sciences                    | 37,500.00                           | 38,438.00                           | 43,500.00                               | 45,675.00                               | 46,545.00                                 |
| One Year MS Health Administration                  | 41,100.00                           | 42,128.00                           | 47,000.00                               | 49,350.00                               | 50,290.00                                 |
| One Year MS Real Estate                            | 37,500.00                           | 38,438.00                           | 43,500.00                               | 45,675.00                               | 46,545.00                                 |
| One Year MS Global Hospitality Management          | 37,500.00                           | 38,438.00                           | 43,500.00                               | 45,675.00                               | 46,545.00                                 |
| Master of Science in Analytics                     | 39,000.00                           | 39,975.00                           | 45,000.00                               | 47,250.00                               | 48,150.00                                 |
| One Year MS Info. Systems Audit & Control          | 37,500.00                           | 38,438.00                           | 43,500.00                               | 45,675.00                               | 46,545.00                                 |
| One Year MS Information Systems                    | 41,100.00                           | 42,128.00                           | 47,000.00                               | 49,350.00                               | 50,290.00                                 |
| Executive MS in Managing Information Technology    | 41,100.00                           | 42,128.00                           | 47,000.00                               | 49,350.00                               | 50,290.00                                 |
| One Year MS Finance                                | 37,500.00                           | 38,438.00                           | 43,500.00                               | 45,675.00                               | 46,545.00                                 |
| Master of Science in Wealth Management             | 37,500.00                           | 38,438.00                           | 37,500.00                               | 38,438.00                               | 38,438.00                                 |
| One Year MS International Business                 | 37,500.00                           | 38,438.00                           | 43,500.00                               | 45,675.00                               | 46,545.00                                 |
| One Year MS Professional Accountancy               | 37,500.00                           | 38,438.00                           | 43,500.00                               | 45,675.00                               | 46,545.00                                 |

**APPENDIX IB**  
**UNIVERSITY SYSTEM OF GEORGIA**  
**GRADUATE & PROFESSIONAL PROGRAM TUITION RATES PER SEMESTER - FISCAL YEAR 2025**  
**EFFECTIVE FALL SEMESTER 2024**

|  | In-State Tuition<br>FY 2024<br>Rate | In-State Tuition<br>FY 2025<br>Rate | Out-of-State Tuition<br>FY 2024<br>Rate | Out-of-State Tuition<br>FY 2025<br>Rate | Out-of-Country Tuition<br>FY 2025<br>Rate |
|--|-------------------------------------|-------------------------------------|---|---|---|
| One Year MS Marketing                            | 37,500.00                           | 38,438.00                           | 43,500.00                               | 45,675.00                               | 46,545.00                                 |
| Master of Taxation                               | 37,500.00                           | 38,438.00                           | 43,500.00                               | 45,675.00                               | 46,545.00                                 |
| Professional MBA Program                         | 49,900.00                           | 51,148.00                           | 54,900.00                               | 57,645.00                               | 58,743.00                                 |
| Global Partners MBA Program                      | 72,000.00                           | 73,800.00                           | 72,000.00                               | 73,800.00                               | 73,800.00                                 |
| Executive MBA Program                            | 73,000.00                           | 74,825.00                           | 76,000.00                               | 79,800.00                               | 81,320.00                                 |
| Executive Doctorate of Business                  | 112,500.00                          | 115,313.00                          | 117,500.00                              | 123,375.00                              | 125,725.00                                |
| Professional MBA/Master of Health Administration | 60,000.00                           | 61,500.00                           | 65,000.00                               | 68,250.00                               | 69,550.00                                 |
| MS Analytics/One Year MS Marketing               | 65,813.00                           | 67,458.00                           | 75,250.00                               | 79,013.00                               | 80,518.00                                 |
| <b>University of Georgia</b>                     |                                     |                                     |   |   |   |
| Graduate - Full Time                             | 4,439.00                            | 4,784.00                            | 12,593.00                               | 14,179.00                               | 14,449.00                                 |
| Graduate - Less than 12 credit hours             | 370.00                              | 399.00                              | 1,050.00                                | 1,182.00                                | 1,204.00                                  |
| Forestry   |                                     |                                     |   |   |   |
| Undergraduate:                                   |                                     |                                     |   |   |   |
| Full-time (more than 6 credit hours)             | 5,382.00                            | 5,517.00                            | 16,488.00                               | 17,312.00                               | 17,642.00                                 |
| 6 or fewer credit hours                          | 3,199.00                            | 3,279.00                            | 9,785.00                                | 10,274.00                               | 10,470.00                                 |
| Pharmacy   |                                     |                                     |   |   |   |
| Pharm.D Program:                                 |                                     |                                     |   |   |   |
| Full-time  | 8,318.00                            | 8,526.00                            | 18,672.00                               | 19,606.00                               | 19,979.00                                 |
| Less than 12 credit hours                        | 694.00                              | 711.00                              | 1,556.00                                | 1,634.00                                | 1,665.00                                  |
| Law  |                                     |                                     |   |   |   |
| J.D. Program                                     |                                     |                                     |   |   |   |
| Full-time  | 8,802.00                            | 9,022.00                            | 18,181.00                               | 19,090.00                               | 19,454.00                                 |
| Less than 12 credit hours                        | 734.00                              | 752.00                              | 1,516.00                                | 1,592.00                                | 1,622.00                                  |
| Law  |                                     |                                     |   |   |   |
| LL.M. Program                                    |                                     |                                     |   |   |   |
| Full-time  | 8,509.00                            | 8,722.00                            | 19,062.00                               | 20,015.00                               | 20,396.00                                 |
| Less than 12 credit hours                        | 710.00                              | 728.00                              | 1,589.00                                | 1,668.00                                | 1,700.00                                  |
| Master in the Study of Law                       |                                     |                                     |   |   |   |
| Full-time  | 8,509.00                            | 8,722.00                            | 19,062.00                               | 20,015.00                               | 20,396.00                                 |
| Less than 12 credit hours                        | 710.00                              | 728.00                              | 1,589.00                                | 1,668.00                                | 1,700.00                                  |
| Veterinary Medicine                              |                                     |                                     |   |   |   |
| Graduate:  |                                     |                                     |   |   |   |
| Full-time  | 8,757.00                            | 9,507.00                            | 23,588.00                               | 24,338.00                               | 24,828.00                                 |
| Less than 12 credit hours                        | 730.00                              | 792.00                              | 1,966.00                                | 2,028.00                                | 2,069.00                                  |
| Master of Business Administration                |                                     |                                     |   |   |   |
| Full-time  | 6,789.00                            | 6,959.00                            | 16,303.00                               | 17,118.00                               | 17,444.00                                 |
| Less than 12 credit hours                        | 566.00                              | 580.00                              | 1,359.00                                | 1,427.00                                | 1,454.00                                  |
| Master of Science in Business Analytics          |                                     |                                     |   |   |   |
| Full-time  | 8,639.00                            | 8,855.00                            | 16,793.00                               | 17,633.00                               | 17,969.00                                 |
| Less than 12 credit hours                        | 720.00                              | 738.00                              | 1,400.00                                | 1,470.00                                | 1,498.00                                  |
| Master of Public Administration                  |                                     |                                     |   |   |   |
| Full-time  | 5,000.00                            | 5,125.00                            | 12,978.00                               | 13,627.00                               | 13,886.00                                 |
| Less than 12 credit hours                        | 417.00                              | 427.00                              | 1,082.00                                | 1,136.00                                | 1,158.00                                  |
| Master of Accountancy                            |                                     |                                     |   |   |   |
| Full-time  | 6,339.00                            | 6,497.00                            | 14,008.00                               | 14,708.00                               | 14,989.00                                 |
| Less than 12 credit hours                        | 529.00                              | 542.00                              | 1,168.00                                | 1,226.00                                | 1,250.00                                  |
| Master of Social Work                            |                                     |                                     |   |   |   |
| Full-time  | 4,824.00                            | 4,945.00                            | 13,090.00                               | 13,745.00                               | 14,006.00                                 |
| Less than 12 credit hours                        | 402.00                              | 412.00                              | 1,091.00                                | 1,146.00                                | 1,167.00                                  |
| Bachelor of Landscape Architecture               |                                     |                                     |   |   |   |
| Undergraduate:                                   |                                     |                                     |   |   |   |
| Full-time (more than 6 credit hours)             | 5,406.00                            | 5,541.00                            | 15,632.00                               | 16,414.00                               | 16,726.00                                 |
| 6 or fewer credit hours                          | 3,199.00                            | 3,279.00                            | 9,157.00                                | 9,615.00                                | 9,798.00                                  |
| Master of Landscape Architecture                 |                                     |                                     |   |   |   |
| Graduate:  |                                     |                                     |   |   |   |
| Full-time  | 5,230.00                            | 5,361.00                            | 13,308.00                               | 13,973.00                               | 14,240.00                                 |
| Less than 12 credit hours                        | 436.00                              | 447.00                              | 1,109.00                                | 1,164.00                                | 1,187.00                                  |
| Master of Historic Preservation                  |                                     |                                     |   |   |   |
| Full-time  | 5,230.00                            | 5,361.00                            | 13,308.00                               | 13,973.00                               | 14,240.00                                 |
| Less than 12 credit hours                        | 436.00                              | 447.00                              | 1,109.00                                | 1,164.00                                | 1,187.00                                  |
| Master of Environmental Planning & Design        |                                     |                                     |   |   |   |
| Full-time  | 5,230.00                            | 5,361.00                            | 13,308.00                               | 13,973.00                               | 14,240.00                                 |
| Less than 12 credit hours                        | 436.00                              | 447.00                              | 1,109.00                                | 1,164.00                                | 1,187.00                                  |

**APPENDIX IB**  
**UNIVERSITY SYSTEM OF GEORGIA**  
**GRADUATE & PROFESSIONAL PROGRAM TUITION RATES PER SEMESTER - FISCAL YEAR 2025**  
**EFFECTIVE FALL SEMESTER 2024**

|  | In-State Tuition<br>FY 2024<br>Rate | In-State Tuition<br>FY 2025<br>Rate | Out-of-State Tuition<br>FY 2024<br>Rate | Out-of-State Tuition<br>FY 2025<br>Rate | Out-of-Country Tuition<br>FY 2025<br>Rate |
|--|-------------------------------------|-------------------------------------|---|---|---|
| <u>Doctor of Public Health</u>                           |                                     |                                     |   |   |   |
| Full-time  | 5,128.00                            | 5,256.00                            | 13,129.00                               | 13,785.00                               | 14,048.00                                 |
| Less than 12 credit hours                                | 428.00                              | 439.00                              | 1,095.00                                | 1,150.00                                | 1,172.00                                  |
| <u>Master of Public Health</u>                           |                                     |                                     |   |   |   |
| Full-time  | 4,860.00                            | 4,982.00                            | 12,902.00                               | 13,547.00                               | 13,805.00                                 |
| Less than 12 credit hours                                | 405.00                              | 415.00                              | 1,076.00                                | 1,130.00                                | 1,151.00                                  |
| <u>Master of Biomanufacturing &amp; Bioprocessing</u>    |                                     |                                     |   |   |   |
| Full-time  | 7,499.00                            | 7,686.00                            | 17,593.00                               | 18,473.00                               | 18,825.00                                 |
| Less than 12 credit hours                                | 625.00                              | 641.00                              | 1,467.00                                | 1,540.00                                | 1,570.00                                  |
| <u>M.Ed. Professional Counseling</u>                     |                                     |                                     |   |   |   |
| Full-time  | 5,000.00                            | 5,125.00                            | 12,978.00                               | 13,627.00                               | 13,886.00                                 |
| Less than 12 credit hours                                | 417.00                              | 427.00                              | 1,082.00                                | 1,136.00                                | 1,158.00                                  |
| <u>Ph.D. Counseling Psychology</u>                       |                                     |                                     |   |   |   |
| Full-time  | 5,000.00                            | 5,125.00                            | 12,978.00                               | 13,627.00                               | 13,886.00                                 |
| Less than 12 credit hours                                | 417.00                              | 427.00                              | 1,082.00                                | 1,136.00                                | 1,158.00                                  |
| <u>Ph.D. Counseling &amp; Student Personnel Services</u> |                                     |                                     |   |   |   |
| Full-time  | 5,000.00                            | 5,125.00                            | 12,978.00                               | 13,627.00                               | 13,886.00                                 |
| Less than 12 credit hours                                | 417.00                              | 427.00                              | 1,082.00                                | 1,136.00                                | 1,158.00                                  |
| <u>M.Ed. Special Education</u>                           |                                     |                                     |   |   |   |
| Full-time  | 5,000.00                            | 5,125.00                            | 12,978.00                               | 13,627.00                               | 13,886.00                                 |
| Less than 12 credit hours                                | 417.00                              | 427.00                              | 1,082.00                                | 1,136.00                                | 1,158.00                                  |
| <u>M.A.T. Early Childhood Education</u>                  |                                     |                                     |   |   |   |
| Full-time  | 5,000.00                            | 5,125.00                            | 12,978.00                               | 13,627.00                               | 13,886.00                                 |
| Less than 12 credit hours                                | 417.00                              | 427.00                              | 1,082.00                                | 1,136.00                                | 1,158.00                                  |
| <u>M.A.T. English Education</u>                          |                                     |                                     |   |   |   |
| Full-time  | 5,000.00                            | 5,125.00                            | 12,978.00                               | 13,627.00                               | 13,886.00                                 |
| Less than 12 credit hours                                | 417.00                              | 427.00                              | 1,082.00                                | 1,136.00                                | 1,158.00                                  |
| <u>M.A.T. World Language Education</u>                   |                                     |                                     |   |   |   |
| Full-time  | 5,000.00                            | 5,125.00                            | 12,978.00                               | 13,627.00                               | 13,886.00                                 |
| Less than 12 credit hours                                | 417.00                              | 427.00                              | 1,082.00                                | 1,136.00                                | 1,158.00                                  |
| <u>M.A.T. Mathematics Education</u>                      |                                     |                                     |   |   |   |
| Full-time  | 5,000.00                            | 5,125.00                            | 12,978.00                               | 13,627.00                               | 13,886.00                                 |
| Less than 12 credit hours                                | 417.00                              | 427.00                              | 1,082.00                                | 1,136.00                                | 1,158.00                                  |
| <u>M.A.T. Middle School Education</u>                    |                                     |                                     |   |   |   |
| Full-time  | 5,000.00                            | 5,125.00                            | 12,978.00                               | 13,627.00                               | 13,886.00                                 |
| Less than 12 credit hours                                | 417.00                              | 427.00                              | 1,082.00                                | 1,136.00                                | 1,158.00                                  |
| <u>M.A.T. Science Education</u>                          |                                     |                                     |   |   |   |
| Full-time  | 5,000.00                            | 5,125.00                            | 12,978.00                               | 13,627.00                               | 13,886.00                                 |
| Less than 12 credit hours                                | 417.00                              | 427.00                              | 1,082.00                                | 1,136.00                                | 1,158.00                                  |
| <u>M.A.T. Social Studies Education</u>                   |                                     |                                     |   |   |   |
| Full-time  | 5,000.00                            | 5,125.00                            | 12,978.00                               | 13,627.00                               | 13,886.00                                 |
| Less than 12 credit hours                                | 417.00                              | 427.00                              | 1,082.00                                | 1,136.00                                | 1,158.00                                  |
| <u>M.A.T. Special Education</u>                          |                                     |                                     |   |   |   |
| Full-time  | 5,000.00                            | 5,125.00                            | 12,978.00                               | 13,627.00                               | 13,886.00                                 |
| Less than 12 credit hours                                | 417.00                              | 427.00                              | 1,082.00                                | 1,136.00                                | 1,158.00                                  |
| <u>M.Ed. Educational Administration &amp; Policy</u>     |                                     |                                     |   |   |   |
| Full-time  | 5,000.00                            | 5,125.00                            | 12,978.00                               | 13,627.00                               | 13,886.00                                 |
| Less than 12 credit hours                                | 417.00                              | 427.00                              | 1,082.00                                | 1,136.00                                | 1,158.00                                  |
| <u>Ed.S. Educational Administration &amp; Policy</u>     |                                     |                                     |   |   |   |
| Full-time  | 5,000.00                            | 5,125.00                            | 12,978.00                               | 13,627.00                               | 13,886.00                                 |
| Less than 12 credit hours                                | 417.00                              | 427.00                              | 1,082.00                                | 1,136.00                                | 1,158.00                                  |
| <u>Ed.D. Educational Leadership</u>                      |                                     |                                     |   |   |   |
| Full-time  | 5,000.00                            | 5,125.00                            | 12,978.00                               | 13,627.00                               | 13,886.00                                 |
| Less than 12 credit hours                                | 417.00                              | 427.00                              | 1,082.00                                | 1,136.00                                | 1,158.00                                  |



**APPENDIX IB**  
**UNIVERSITY SYSTEM OF GEORGIA**  
**GRADUATE & PROFESSIONAL PROGRAM TUITION RATES PER SEMESTER - FISCAL YEAR 2025**  
**EFFECTIVE FALL SEMESTER 2024**

|   | In-State Tuition<br>FY 2024<br>Rate | In-State Tuition<br>FY 2025<br>Rate | Out-of-State Tuition<br>FY 2024<br>Rate | Out-of-State Tuition<br>FY 2025<br>Rate | Out-of-Country Tuition<br>FY 2025<br>Rate |
|---|-------------------------------------|-------------------------------------|---|---|---|
| <b>Ed.D. Student Affairs Leadership</b>               |                                     |                                     |   |   |   |
| Full-time   | 5,000.00                            | 5,125.00                            | 12,978.00                               | 13,627.00                               | 13,886.00                                 |
| Less than 12 credit hours                             | 417.00                              | 427.00                              | 1,082.00                                | 1,136.00                                | 1,158.00                                  |
| <b>M.Ed. College Student Affairs Administration</b>   |                                     |                                     |   |   |   |
| Full-time   | 5,000.00                            | 5,125.00                            | 12,978.00                               | 13,627.00                               | 13,886.00                                 |
| Less than 12 credit hours                             | 417.00                              | 427.00                              | 1,082.00                                | 1,136.00                                | 1,158.00                                  |
| <b>M.Ed. Communication Sciences &amp; Disorders</b>   |                                     |                                     |   |   |   |
| Full-time   | 5,000.00                            | 5,125.00                            | 12,978.00                               | 13,627.00                               | 13,886.00                                 |
| Less than 12 credit hours                             | 417.00                              | 427.00                              | 1,082.00                                | 1,136.00                                | 1,158.00                                  |
| <b>Master of Industrial-Organizational Psychology</b> |                                     |                                     |   |   |   |
| Full-time   | 9,939.00                            | 10,187.00                           | 18,093.00                               | 18,998.00                               | 19,360.00                                 |
| Less than 12 credit hours                             | 829.00                              | 850.00                              | 1,508.00                                | 1,583.00                                | 1,614.00                                  |
| Executive MBA Program                                 | 77,000.00                           | 78,925.00                           | 77,000.00                               | 78,925.00                               | 78,925.00                                 |
| Professional MBA Program                              | 56,400.00                           | 57,810.00                           | 72,000.00                               | 75,600.00                               | 77,040.00                                 |
| Executive Ed.D. in Higher Education                   | 59,084.00                           | 60,561.00                           | 96,341.00                               | 101,158.00                              | 103,085.00                                |
| <b>Georgia Southern University</b>                    |                                     |                                     |   |   |   |
| Graduate - Full Time                                  | 3,318.00                            | 3,401.00                            | 13,259.00                               | 13,922.00                               | 14,187.00                                 |
| Graduate - Less than 12 credit hours                  | 277.00                              | 284.00                              | 1,105.00                                | 1,160.00                                | 1,182.00                                  |
| <b>Master of Accountancy</b>                          |                                     |                                     |   |   |   |
| Full-time   | 4,912.00                            | 5,035.00                            | 14,856.00                               | 15,599.00                               | 15,896.00                                 |
| Less than 12 credit hours                             | 410.00                              | 420.00                              | 1,238.00                                | 1,300.00                                | 1,325.00                                  |
| <b>Master of Business Administration</b>              |                                     |                                     |   |   |   |
| Full-time   | 4,912.00                            | 5,035.00                            | 14,856.00                               | 15,599.00                               | 15,896.00                                 |
| Less than 12 credit hours                             | 410.00                              | 420.00                              | 1,238.00                                | 1,300.00                                | 1,325.00                                  |
| <b>Master of Arts in Teaching</b>                     |                                     |                                     |   |   |   |
| Full-time   | 3,618.00                            | 3,708.00                            | 13,559.00                               | 14,237.00                               | 14,508.00                                 |
| Less than 12 credit hours                             | 302.00                              | 310.00                              | 1,130.00                                | 1,187.00                                | 1,209.00                                  |
| <b>Doctor of Education</b>                            |                                     |                                     |   |   |   |
| Full-time   | 3,618.00                            | 3,708.00                            | 13,559.00                               | 14,237.00                               | 14,508.00                                 |
| Less than 12 credit hours                             | 302.00                              | 310.00                              | 1,130.00                                | 1,187.00                                | 1,209.00                                  |
| <b>Kennesaw State University</b>                      |                                     |                                     |   |   |   |
| Graduate - Full Time                                  | 3,545.00                            | 3,634.00                            | 12,792.00                               | 13,432.00                               | 13,687.00                                 |
| Graduate - Less than 12 credit hours                  | 296.00                              | 303.00                              | 1,066.00                                | 1,119.00                                | 1,141.00                                  |
| <b>Master of Business Administration</b>              |                                     |                                     |   |   |   |
| Full-time   | 4,219.00                            | 4,324.00                            | 15,236.00                               | 15,998.00                               | 16,303.00                                 |
| Less than 12 credit hours                             | 352.00                              | 361.00                              | 1,270.00                                | 1,334.00                                | 1,359.00                                  |
| <b>Master of Prosthetics and Orthotics</b>            |                                     |                                     |   |   |   |
| Full-time   | 4,812.00                            | 4,932.00                            | 14,052.00                               | 14,755.00                               | 15,036.00                                 |
| Less than 12 credit hours                             | 401.00                              | 411.00                              | 1,171.00                                | 1,230.00                                | 1,253.00                                  |
| <b>Total Program Cost</b>                             |                                     |                                     |   |   |   |
| MS in Healthcare Management & Informatics             | 28,216.00                           | 28,921.00                           | 48,096.00                               | 50,501.00                               | 51,463.00                                 |
| Executive MBA - Families In Business                  | 56,181.00                           | 57,586.00                           | 56,181.00                               | 57,586.00                               | 57,586.00                                 |
| Executive MBA   | 57,508.00                           | 58,946.00                           | 57,508.00                               | 58,946.00                               | 58,946.00                                 |
| Master of Accounting                                  | 24,680.00                           | 25,297.00                           | 24,680.00                               | 25,297.00                               | 25,297.00                                 |
| Doctor of Business Administration                     | 96,500.00                           | 98,913.00                           | 96,500.00                               | 98,913.00                               | 98,913.00                                 |
| <b>University of West Georgia</b>                     |                                     |                                     |   |   |   |
| Graduate - Full Time                                  | 2,892.00                            | 2,964.00                            | 11,219.00                               | 11,780.00                               | 12,004.00                                 |
| Graduate - Less than 12 credit hours                  | 241.00                              | 247.00                              | 935.00                                  | 982.00                                  | 1,000.00                                  |
| <b>Master of Professional Accounting</b>              |                                     |                                     |   |   |   |
| Full-time   | 3,899.00                            | 3,996.00                            | 13,397.00                               | 14,067.00                               | 14,335.00                                 |
| Less than 12 credit hours                             | 325.00                              | 333.00                              | 1,117.00                                | 1,173.00                                | 1,195.00                                  |
| <b>Master of Business Administration</b>              |                                     |                                     |   |   |   |
| Full-time   | 3,899.00                            | 3,996.00                            | 13,397.00                               | 14,067.00                               | 14,335.00                                 |
| Less than 12 credit hours                             | 325.00                              | 333.00                              | 1,117.00                                | 1,173.00                                | 1,195.00                                  |
| <b>Ph.D. Psychology - Consciousness &amp; Society</b> |                                     |                                     |   |   |   |
| Full-time   | 3,915.00                            | 4,013.00                            | 13,476.00                               | 14,150.00                               | 14,419.00                                 |
| Less than 12 credit hours                             | 327.00                              | 335.00                              | 1,123.00                                | 1,179.00                                | 1,202.00                                  |

**APPENDIX IB**  
**UNIVERSITY SYSTEM OF GEORGIA**  
**GRADUATE & PROFESSIONAL PROGRAM TUITION RATES PER SEMESTER - FISCAL YEAR 2025**  
**EFFECTIVE FALL SEMESTER 2024**

|   | In-State Tuition<br>FY 2024<br>Rate | In-State Tuition<br>FY 2025<br>Rate | Out-of-State Tuition<br>FY 2024<br>Rate | Out-of-State Tuition<br>FY 2025<br>Rate | Out-of-Country Tuition<br>FY 2025<br>Rate |
|---|-------------------------------------|-------------------------------------|---|---|---|
| <b>Valdosta State University</b>              |                                     |                                     |   |   |   |
| Graduate - Full-time                          | 3,042.00                            | 3,118.00                            | 10,978.00                               | 11,527.00                               | 11,746.00                                 |
| Graduate - Less than 12 credit hours          | 254.00                              | 260.00                              | 915.00                                  | 961.00                                  | 979.00                                    |
| <b>Master of Science in Nursing</b>           |                                     |                                     |   |   |   |
| Full-time                                     | 3,848.00                            | 3,944.00                            | 13,933.00                               | 14,630.00                               | 14,908.00                                 |
| Less than 12 credit hours                     | 321.00                              | 329.00                              | 1,162.00                                | 1,220.00                                | 1,243.00                                  |
| <b>Master of Social Work</b>                  |                                     |                                     |   |   |   |
| Full-time                                     | 3,145.00                            | 3,224.00                            | 11,339.00                               | 11,906.00                               | 12,133.00                                 |
| Less than 12 credit hours                     | 263.00                              | 270.00                              | 945.00                                  | 992.00                                  | 1,011.00                                  |
| <b>Albany State University</b>                |                                     |                                     |   |   |   |
| Graduate - Full-time                          | 2,287.00                            | 2,344.00                            | 9,144.00                                | 9,601.00                                | 9,784.00                                  |
| Graduate - Less than 12 credit hours          | 191.00                              | 196.00                              | 762.00                                  | 800.00                                  | 815.00                                    |
| <b>Clayton State University</b>               |                                     |                                     |   |   |   |
| Graduate - Full Time                          | 2,397.00                            | 2,457.00                            | 8,778.00                                | 9,217.00                                | 9,392.00                                  |
| Graduate - Less than 12 credit hours          | 200.00                              | 205.00                              | 732.00                                  | 769.00                                  | 783.00                                    |
| <b>Master of Business Administration</b>      |                                     |                                     |   |   |   |
| Full-time                                     | 4,010.00                            | 4,110.00                            | 16,017.00                               | 16,818.00                               | 17,138.00                                 |
| Less than 12 credit hours                     | 335.00                              | 343.00                              | 1,335.00                                | 1,402.00                                | 1,428.00                                  |
| <b>Master of Health Administration</b>        |                                     |                                     |   |   |   |
| Full-time                                     | 2,750.00                            | 2,819.00                            | 10,977.00                               | 11,526.00                               | 11,745.00                                 |
| Less than 12 credit hours                     | 230.00                              | 236.00                              | 915.00                                  | 961.00                                  | 979.00                                    |
| <b>Columbus State University</b>              |                                     |                                     |   |   |   |
| Graduate - Full Time                          | 2,511.00                            | 2,574.00                            | 9,801.00                                | 10,291.00                               | 10,487.00                                 |
| Graduate - Less than 12 credit hours          | 210.00                              | 215.00                              | 817.00                                  | 858.00                                  | 874.00                                    |
| <b>Master of Business Administration</b>      |                                     |                                     |   |   |   |
| Full-time                                     | 3,108.00                            | 3,186.00                            | 12,189.00                               | 12,798.00                               | 13,042.00                                 |
| Less than 12 credit hours                     | 259.00                              | 265.00                              | 1,016.00                                | 1,067.00                                | 1,087.00                                  |
| <b>MS in Organizational Leadership</b>        |                                     |                                     |   |   |   |
| Full-time                                     | 3,108.00                            | 3,186.00                            | 12,189.00                               | 12,798.00                               | 13,042.00                                 |
| Less than 12 credit hours                     | 259.00                              | 265.00                              | 1,016.00                                | 1,067.00                                | 1,087.00                                  |
| <b>Master of Public Administration</b>        |                                     |                                     |   |   |   |
| Full-time                                     | 2,927.00                            | 3,000.00                            | 11,465.00                               | 12,038.00                               | 12,268.00                                 |
| Less than 12 credit hours                     | 244.00                              | 250.00                              | 956.00                                  | 1,004.00                                | 1,023.00                                  |
| <b>Ed.D in Curriculum &amp; Leadership</b>    |                                     |                                     |   |   |   |
| Full-time                                     | 4,710.00                            | 4,828.00                            | 13,495.00                               | 14,170.00                               | 14,440.00                                 |
| Less than 12 credit hours                     | 393.00                              | 403.00                              | 1,125.00                                | 1,181.00                                | 1,204.00                                  |
| <b>Fort Valley State University</b>           |                                     |                                     |   |   |   |
| Graduate - Full-time                          | 2,166.00                            | 2,220.00                            | 8,056.00                                | 8,459.00                                | 8,620.00                                  |
| Graduate - Less than 12 credit hours          | 181.00                              | 186.00                              | 672.00                                  | 706.00                                  | 719.00                                    |
| <b>Georgia College &amp; State University</b> |                                     |                                     |   |   |   |
| Graduate - Full-time                          | 3,525.00                            | 3,613.00                            | 12,562.00                               | 13,190.00                               | 13,441.00                                 |
| Graduate - Less than 12 credit hours          | 294.00                              | 301.00                              | 1,047.00                                | 1,099.00                                | 1,120.00                                  |
| <b>Georgia Southwestern State University</b>  |                                     |                                     |   |   |   |
| Graduate - Full-time                          | 2,322.00                            | 2,380.00                            | 9,204.00                                | 9,664.00                                | 9,848.00                                  |
| Graduate - Less than 12 credit hours          | 194.00                              | 199.00                              | 767.00                                  | 805.00                                  | 821.00                                    |
| <b>Total Program Cost</b>                     |                                     |                                     |   |   |   |
| Executive MBA                                 | 36,000.00                           | 36,900.00                           | 36,000.00                               | 36,900.00                               | 36,900.00                                 |
| <b>Middle Georgia State University</b>        |                                     |                                     |   |   |   |
| Graduate - Full-time                          | 2,387.00                            | 2,447.00                            | 8,323.00                                | 8,739.00                                | 8,906.00                                  |
| Graduate - Less than 12 credit hours          | 199.00                              | 204.00                              | 694.00                                  | 729.00                                  | 743.00                                    |
| <b>Savannah State University</b>              |                                     |                                     |   |   |   |
| Graduate - Full-time                          | 2,343.00                            | 2,402.00                            | 8,709.00                                | 9,144.00                                | 9,319.00                                  |
| Graduate - Less than 12 credit hours          | 196.00                              | 201.00                              | 726.00                                  | 762.00                                  | 777.00                                    |
| <b>University of North Georgia</b>            |                                     |                                     |   |   |   |
| Graduate - Full Time                          | 2,754.00                            | 2,823.00                            | 10,984.00                               | 11,533.00                               | 11,753.00                                 |
| Graduate - Less than 12 credit hours          | 230.00                              | 236.00                              | 916.00                                  | 962.00                                  | 980.00                                    |
| <b>Master of Science in Nursing Education</b> |                                     |                                     |   |   |   |
| Full-time                                     | 3,427.00                            | 3,513.00                            | 12,717.00                               | 13,353.00                               | 13,607.00                                 |
| Less than 12 credit hours                     | 286.00                              | 293.00                              | 1,060.00                                | 1,113.00                                | 1,134.00                                  |

**APPENDIX IB  
UNIVERSITY SYSTEM OF GEORGIA  
GRADUATE & PROFESSIONAL PROGRAM TUITION RATES PER SEMESTER - FISCAL YEAR 2025  
EFFECTIVE FALL SEMESTER 2024**

|   | <b>In-State Tuition<br/>FY 2024<br/>Rate</b> | <b>In-State Tuition<br/>FY 2025<br/>Rate</b> | <b>Out-of-State Tuition<br/>FY 2024<br/>Rate</b> | <b>Out-of-State Tuition<br/>FY 2025<br/>Rate</b> | <b>Out-of-Country Tuition<br/>FY 2025<br/>Rate</b> |
|---|--|--|--|--|--|
| <u>Master of Science in Nursing-Family Nurse Practitioner</u> |  |  |  |  |  |
| Full-time   | 3,427.00                                     | 3,513.00                                     | 12,717.00  | 13,353.00  | 13,607.00  |
| Less than 12 credit hours                                     | 286.00                                       | 293.00                                       | 1,060.00   | 1,113.00   | 1,134.00   |
|   |  |  |  |  |  |
| <u>Master of Science in Mental Health Counseling</u>          |  |  |  |  |  |
| Full-time   | 3,402.00                                     | 3,487.00                                     | 10,984.00  | 11,533.00  | 11,753.00  |
| Less than 12 credit hours                                     | 284.00                                       | 291.00                                       | 916.00   | 962.00   | 980.00   |
|   |  |  |  |  |  |
| <u>Doctor of Physical Therapy</u>                             |  |  |  |  |  |
| Full-time   | 4,315.00                                     | 4,423.00                                     | 12,357.00  | 12,975.00  | 13,222.00  |
| Less than 12 credit hours                                     | 360.00                                       | 369.00                                       | 1,030.00   | 1,082.00   | 1,102.00   |

**APPENDIX IC**  
**UNIVERSITY SYSTEM OF GEORGIA**  
**e-TUITION RATES PER SEMESTER - FISCAL YEAR 2025**  
**EFFECTIVE FALL SEMESTER 2024**

| Description  | FY24 Rate | FY25 Rate |
|--|-----------|-----------|
| Board approved e-Tuition rates may be charged for courses and programs in which 95% or more of class contact time is delivered by a distance technology. |           |           |
| <b>Per Credit Hour Rate Regardless of Residency</b>  |           |           |
| <b>Distance Learning Collaborative</b>   |           |           |
| eCore  | 159.00    | 159.00    |
| eMajor   | 199.00    | 199.00    |
| M.Ed./M.A.T. Collaborative   | 385.00    | 395.00    |
| WebBSIT Collaborative  | 350.00    | 359.00    |
| WebBSIT Collaborative - Students on Military Tuition Assistance  | 250.00    | 256.00    |
| WebMBA   | 739.00    | 757.00    |
| <b>Augusta University</b>  |           |           |
| BS Clinical Lab Sciences   | 295.47    | 303.00    |
| BS in Dental Hygiene   | 295.47    | 303.00    |
| BS in Health Information Admin   | 295.47    | 303.00    |
| BS in Nuclear Medicine Technology  | 295.47    | 303.00    |
| BS in Respiratory Therapy  | 295.47    | 303.00    |
| Doctor of Nursing Practice (DNP)   | 453.00    | 464.00    |
| Master of Science in Kinesiology   | 230.00    | 236.00    |
| MEd Curriculum & Instruction   | 230.00    | 236.00    |
| MEd Educational Leadership   | 230.00    | 236.00    |
| MHS in Clinical Lab Sciences   | 515.00    | 528.00    |
| Master of Physician Assistant (MPA)  | 600.00    | 615.00    |
| MEd Teacher Leadership   | 230.00    | 236.00    |
| Post-Bacc Certificate in Health Professions Education  | 230.00    | 236.00    |
| Post-Bacc Certificate in Sports Coaching   | 230.00    | 236.00    |
| <b>Georgia Institute of Technology</b>   |           |           |
| Online and Professional Master's Programs (excluding OMSCS, OMSA, OMS Cyber) - 01 Hours  | 1,092.00  | 1,119.00  |
| Online and Professional Master's Programs (excluding OMSCS, OMSA, OMS Cyber) - 02 Hours  | 2,212.00  | 2,267.00  |
| Online and Professional Master's Programs (excluding OMSCS, OMSA, OMS Cyber) - 03 Hours  | 3,332.00  | 3,415.00  |
| Online and Professional Master's Programs (excluding OMSCS, OMSA, OMS Cyber) - 04 Hours  | 4,452.00  | 4,563.00  |
| Online and Professional Master's Programs (excluding OMSCS, OMSA, OMS Cyber) - 05 Hours  | 5,350.00  | 5,484.00  |
| Online and Professional Master's Programs (excluding OMSCS, OMSA, OMS Cyber) - 06 Hours  | 6,470.00  | 6,632.00  |
| Online and Professional Master's Programs (excluding OMSCS, OMSA, OMS Cyber) - 07 Hours  | 7,590.00  | 7,780.00  |
| Online and Professional Master's Programs (excluding OMSCS, OMSA, OMS Cyber) - 08 Hours  | 8,710.00  | 8,928.00  |
| Online and Professional Master's Programs (excluding OMSCS, OMSA, OMS Cyber) - 09 Hours  | 9,830.00  | 10,076.00 |
| Online and Professional Master's Programs (excluding OMSCS, OMSA, OMS Cyber) - 10 Hours  | 10,950.00 | 11,224.00 |
| Online and Professional Master's Programs (excluding OMSCS, OMSA, OMS Cyber) - 11 Hours  | 12,070.00 | 12,372.00 |
| Online and Professional Master's Programs (excluding OMSCS, OMSA, OMS Cyber) - 12 Hours  | 13,190.00 | 13,520.00 |
| Online and Professional Master's Programs (excluding OMSCS, OMSA, OMS Cyber) - 13 Hours  | 14,310.00 | 14,668.00 |
| Online and Professional Master's Programs (excluding OMSCS, OMSA, OMS Cyber) - 14 Hours  | 15,430.00 | 15,816.00 |
| Online and Professional Master's Programs (excluding OMSCS, OMSA, OMS Cyber) - 15 Hours  | 16,550.00 | 16,964.00 |
| Online and Professional Master's Programs (excluding OMSCS, OMSA, OMS Cyber) - 16 Hours  | 17,670.00 | 18,112.00 |
| Online and Professional Master's Programs (excluding OMSCS, OMSA, OMS Cyber) - 17 Hours  | 18,790.00 | 19,260.00 |
| Online and Professional Master's Programs (excluding OMSCS, OMSA, OMS Cyber) - 18 Hours  | 19,910.00 | 20,408.00 |
| Online and Professional Master's Programs (excluding OMSCS, OMSA, OMS Cyber) - 19 Hours  | 21,030.00 | 21,556.00 |
| Online and Professional Master's Programs (excluding OMSCS, OMSA, OMS Cyber) - 20 Hours  | 22,150.00 | 22,704.00 |
| Online and Professional Master's Programs (excluding OMSCS, OMSA, OMS Cyber) - 21 Hours  | 23,270.00 | 23,852.00 |
| Online Master of Science in Analytics (OMSA)   | 275.00    | 297.00    |
| Online Master of Science in Computer Science (OMSCS)   | 180.00    | 195.00    |
| Online Master of Science in Cybersecurity (OMS Cybersecurity)  | 310.00    | 335.00    |
| <b>Georgia State University - Perimeter College</b>  |           |           |
| Undergraduate e-Tuition Rate   | 95.00     | 101.00    |
| <b>University of Georgia</b>   |           |           |
| Avian Health Medicine - M.A.H.M  | 629.00    | 645.00    |
| Business and Technology - M.B.T.   | 825.00    | 846.00    |
| Classical Languages (Post Baccalaureate)   | 587.00    | 602.00    |
| Educational Psychology with Area of Emphasis in Gifted and Creative Ed. - Ed.S.  | 629.00    | 645.00    |

**APPENDIX IC**  
**UNIVERSITY SYSTEM OF GEORGIA**  
**e-TUITION RATES PER SEMESTER - FISCAL YEAR 2025**  
**EFFECTIVE FALL SEMESTER 2024**

| Description  | FY24 Rate | FY25 Rate |
|--|-----------|-----------|
| Board approved e-Tuition rates may be charged for courses and programs in which 95% or more of class contact time is delivered by a distance technology. |           |           |
| <b>Per Credit Hour Rate Regardless of Residency</b>  |           |           |
| Educational Psychology with Area of Emphasis in Gifted and Creative Ed. - M.Ed.  | 629.00    | 645.00    |
| Educational Psychology/Area of Emphasis in Applied Cognition & Development - M.Ed.   | 629.00    | 645.00    |
| Financial Planning, Housing and Consumer Economics - M.S.  | 629.00    | 645.00    |
| Foods and Nutrition/Area of Emphasis in Community Nutrition - M.S.   | 629.00    | 645.00    |
| Food Technology - M.F.T.   | 629.00    | 645.00    |
| General Business - BBA (Undergraduate)   | 326.00    | 334.00    |
| Gifted and Creative Ed. - Teaching Endorsement   | 629.00    | 645.00    |
| Journalism and Mass Communication/Emphasis in Emerging Media Studies - M.A.  | 629.00    | 645.00    |
| Learning Leadership and Organizational Development - M.Ed.   | 629.00    | 645.00    |
| Instructional Technology for Teaching - Graduate Certificate   | 629.00    | 645.00    |
| Interdisciplinary Qualitative Studies - Graduate Certificate   | 629.00    | 645.00    |
| International Biomedical Regulatory Sciences - Graduate Certificate  | 720.00    | 738.00    |
| Learning, Design and Technology/Area of Emphasis in Instructional Design and Development - M.Ed.   | 629.00    | 645.00    |
| Learning, Design and Technology/Area of Emphasis in Instructional Technology - M.Ed.   | 629.00    | 645.00    |
| Learning, Design, and Technology - M.Ed.   | 629.00    | 645.00    |
| Middle Grades Education - M.Ed.  | 629.00    | 645.00    |
| Music Education - M.M.Ed.  | 629.00    | 645.00    |
| Narrative Media Writing - M.F.A.   | 984.00    | 1,009.00  |
| Nonprofit Management and Leadership - Graduate Certificate   | 638.00    | 654.00    |
| Pharmacy Clinical Trials Design and Management - Graduate Certificate  | 720.00    | 738.00    |
| Pharmacy Regulatory Affairs (Non-thesis) - M.S.  | 720.00    | 738.00    |
| Pharmacy Regulatory Affairs (Thesis) - M.S.  | 720.00    | 738.00    |
| Pre-Professional Speech Language Pathology - Graduate Certificate  | 629.00    | 645.00    |
| Public Health - M.P.H  | 680.00    | 697.00    |
| Public Health Informatics - M.P.H.I.   | 629.00    | 645.00    |
| Reading Education - M.Ed.  | 629.00    | 645.00    |
| Social Work - M.S.W.   | 629.00    | 645.00    |
| Workforce Education - M.Ed.  | 629.00    | 645.00    |
| eLearning Design - Graduate Certificate  | 629.00    | 645.00    |
| <b>Georgia Southern University</b>   |           |           |
| Undergraduate e-Tuition Rate   | 182.13    | 187.00    |
| Bachelor Interdisciplinary Studies Online  | 182.13    | 187.00    |
| RN - BSN Pathway   | 182.13    | 187.00    |
| BSN - DNP Pathway  | 389.00    | 399.00    |
| Certificate in Applied Economics   | 358.00    | 367.00    |
| Certificate in Applied Research and Evaluation   | 358.00    | 367.00    |
| Certificate in Curriculum and Pedagogy for Social Justice  | 358.00    | 367.00    |
| Certificate in Cyber Crime   | 358.00    | 367.00    |
| Certificate in Enterprise Resource Planning  | 515.00    | 528.00    |
| Certificate in Psychiatric Mental Health NP  | 358.00    | 367.00    |
| Certificate in Public and Non-Profit Management  | 358.00    | 367.00    |
| Certificate in Public Health   | 358.00    | 367.00    |
| Certificate in Strength and Conditioning   | 358.00    | 367.00    |
| Certificate in Teaching Culturally and Linguistically Diverse Students   | 358.00    | 367.00    |
| Certificate in TESOL/Applied Linguists   | 358.00    | 367.00    |
| Certificate in Tier I Leadership   | 358.00    | 367.00    |
| Certificate in Tier II Leadership  | 358.00    | 367.00    |
| Doctor of Nursing Practice   | 389.00    | 399.00    |
| Education Specialist (Ed.S)  | 358.00    | 367.00    |
| Endorsement - Autism   | 358.00    | 367.00    |
| Endorsement - ESOL   | 358.00    | 367.00    |
| Endorsement - Gifted   | 358.00    | 367.00    |
| Endorsement - Online Teaching and Learning   | 358.00    | 367.00    |
| Endorsement - PBIS Education   | 358.00    | 367.00    |

**APPENDIX IC**  
**UNIVERSITY SYSTEM OF GEORGIA**  
**e-TUITION RATES PER SEMESTER - FISCAL YEAR 2025**  
**EFFECTIVE FALL SEMESTER 2024**

| Description   | FY24 Rate | FY25 Rate |
|---|-----------|-----------|
| Board approved e-Tuition rates may be charged for courses and programs in which 95% or more of class contact time is delivered by a distance technology.<br><b>Per Credit Hour Rate Regardless of Residency</b> |           |           |
| Endorsement - Reading Post-bac  | 358.00    | 367.00    |
| Endorsement - Teacher Leader  | 358.00    | 367.00    |
| Endorsement - Teacher Support and Coaching  | 358.00    | 367.00    |
| Master of Accounting (WebMAcc)  | 527.00    | 540.00    |
| MAT with concentration in Special Education   | 358.00    | 367.00    |
| MAT Elementary Education  | 358.00    | 367.00    |
| MAT Health and Physical Education   | 358.00    | 367.00    |
| Master of Education (excluding GOML M.Ed./M.A.T. Collaborative)   | 358.00    | 367.00    |
| MS Applied Economics  | 358.00    | 367.00    |
| MS Criminal Justice and Criminology with emphasis in Criminal Justice   | 358.00    | 367.00    |
| MS Criminal Justice and Criminology with emphasis in Cyber Crime  | 358.00    | 367.00    |
| MS Kinesiology (Coaching Education concentration)   | 358.00    | 367.00    |
| MS Kinesiology (PE concentration)   | 358.00    | 367.00    |
| MS Sport Management   | 358.00    | 367.00    |
| MSN – Nursing   | 277.00    | 284.00    |
| MSN - RN Pathway  | 277.00    | 284.00    |
| Post-Master's Nurse Educator Certificate  | 277.00    | 284.00    |
| Special Education Transition Specialist Endorsement   | 358.00    | 367.00    |
| <b>Kennesaw State University</b>  |           |           |
| Graduate e-Tuition Rate   | 383.00    | 393.00    |
| Undergraduate e-Tuition Rate  | 185.40    | 190.00    |
| <b>University of West Georgia</b>   |           |           |
| Undergraduate e-Tuition Rate  | 182.13    | 187.00    |
| Graduate e-Tuition Rate   | 312.00    | 320.00    |
| Graduate e-Tuition Rate - M.S. in Applied Computer Science  | 412.00    | 422.00    |
| Graduate e-Tuition Rate - Ed.D. in Nursing Education  | 412.00    | 422.00    |
| Graduate e-Tuition Rate - Master of Science in Nursing  | 412.00    | 422.00    |
| <b>Valdosta State University</b>  |           |           |
| Undergraduate e-Tuition Rate  | 182.13    | 187.00    |
| Graduate e-Tuition Rate   | 293.00    | 300.00    |
| VSU eDegree   | 299.00    | 299.00    |
| MBA, concentration in Healthcare Administration   | 385.00    | 395.00    |
| <b>Albany State University</b>  |           |           |
| Undergraduate e-Tuition Rate - Four Year Degrees  | 169.33    | 174.00    |
| Undergraduate e-Tuition Rate - Two Year Degrees   | 95.00     | 111.00    |
| Graduate e-Tuition Rate   | 300.00    | 308.00    |
| <b>Clayton State University</b>   |           |           |
| Undergraduate e-Tuition Rate (select online programs)   | 169.33    | 174.00    |
| Graduate e-Tuition Rate (select online programs)  | 385.00    | 395.00    |
| <b>Columbus State University</b>  |           |           |
| Undergraduate e-Tuition Rate  | 182.13    | 187.00    |
| Doctorate in Education online (Ed. D.)  | 450.00    | 461.00    |
| Graduate e-Tuition Rate   | 301.00    | 309.00    |
| MS Applied Computer Science online  | 329.00    | 337.00    |
| MS Cybersecurity Management   | 329.00    | 337.00    |
| Masters in Education Leadership online (M.Ed)   | 385.00    | 309.00    |
| Masters of Science in Nursing   | 385.00    | 395.00    |
| Specialist in Early Childhood Education online (Ed. S)  | 385.00    | 395.00    |
| Specialist in Educational Leadership online (Ed. S)   | 385.00    | 309.00    |
| <b>Fort Valley State University</b>   |           |           |
| Undergraduate e-Tuition Rate  | 169.33    | 174.00    |
| Graduate e-Tuition Rate   | 219.00    | 224.00    |
| <b>Georgia College and State University</b>   |           |           |
| CERM-PMFN   | 373.00    | 382.00    |



**APPENDIX IC  
UNIVERSITY SYSTEM OF GEORGIA  
e-TUITION RATES PER SEMESTER - FISCAL YEAR 2025  
EFFECTIVE FALL SEMESTER 2024**

| Description   | FY24 Rate | FY25 Rate |
|---|-----------|-----------|
| Board approved e-Tuition rates may be charged for courses and programs in which 95% or more of class contact time is delivered by a distance technology.<br><b>Per Credit Hour Rate Regardless of Residency</b> |           |           |
| Doctor of Nursing Practice  | 373.00    | 382.00    |
| MED Health Promotions   | 338.00    | 346.00    |
| Master of Arts in Teaching  | 288.00    | 295.00    |
| Master of Criminal Justice  | 288.00    | 295.00    |
| Master of Education   | 288.00    | 295.00    |
| Master of Logistics and Supply Chain Management   | 467.00    | 479.00    |
| Master of Management Information Systems  | 288.00    | 295.00    |
| Master of Music Therapy   | 338.00    | 346.00    |
| Master of Public Administration   | 338.00    | 346.00    |
| Master of Science in Nursing  | 373.00    | 382.00    |
| Specialist in Education   | 288.00    | 295.00    |
| <b>Georgia Southwestern State University</b>  |           |           |
| Undergraduate e-Tuition Rate  | 169.33    | 174.00    |
| Caregiver Certificate Program   | 168.00    | 172.00    |
| Graduate e-Tuition Rate   | 257.00    | 263.00    |
| Graduate Nursing e-Tuition Rate   | 385.00    | 395.00    |
| <b>Middle Georgia State University</b>  |           |           |
| Undergraduate e-Tuition Rate  | 150.00    | 174.00    |
| Graduate e-Tuition Rate   | 255.00    | 261.00    |
| <b>University of North Georgia</b>  |           |           |
| Associate Track e-Tuition Rate  | 106.80    | 119.00    |
| Bachelor Track e-Tuition Rate   | 186.53    | 191.00    |
| Graduate e-Tuition Rate   | 303.00    | 311.00    |
| Doctor of Nursing Practice (DNP) e-Tuition Rate   | 375.00    | 384.00    |
| <b>Atlanta Metropolitan State College</b>   |           |           |
| Undergraduate e-Tuition Rate  | 101.07    | 107.00    |
| <b>College of Coastal Georgia</b>   |           |           |
| Undergraduate e-Tuition Rate  | 106.80    | 109.00    |
| <b>Dalton State College</b>   |           |           |
| Undergraduate e-Tuition Rate  | 106.80    | 109.00    |
| <b>East Georgia State College</b>   |           |           |
| Undergraduate e-Tuition Rate  | 95.00     | 101.00    |

APPENDIX IIA  
BOARD OF REGENTS  
UNIVERSITY SYSTEM OF GEORGIA  
MANDATORY FEE RATES PER SEMESTER - FISCAL YEAR 2025  
EFFECTIVE FALL SEMESTER 2024

|  | <b>APPROVED<br/>RATE<br/>FALL 2023</b> | <b>RECOMMENDED<br/>RATE<br/>FALL 2024</b> |
|--|--|---|
| <b>Augusta University</b>              |  |   |
| Athletic                               | 175                                    | 187                                       |
| Health                                 | 140                                    | 140                                       |
| Student Activity                       | 47                                     | 57  |
| Student Center                         | 43                                     | 49  |
| Technology                             | 110                                    | 110                                       |
| Transportation                         | 50                                     | 74  |
| Wellness                               | 50                                     | 58  |
|  | <b>\$615</b>                           | <b>\$675</b>                              |
| Online Learning Fee                    |  | <b>\$393</b>                              |
| <b>Georgia Institute of Technology</b> |  |   |
| Activity                               | 40                                     | 52  |
| Athletic                               | 127                                    | 127                                       |
| Campus Center Facility                 | 85                                     | 79  |
| CRC Operations                         | 51                                     | 51  |
| Health                                 | 172                                    | 172                                       |
| Recreation Facility                    | 54                                     | 54  |
| Student Campus Center Operations       | 32                                     | 32  |
| Technology                             | 107                                    | 107                                       |
| Transportation                         | 85                                     | 99  |
|  | <b>\$753</b>                           | <b>\$773</b>                              |
| Online Learning Fee                    |  | <b>\$440</b>                              |



APPENDIX IIA  
BOARD OF REGENTS  
UNIVERSITY SYSTEM OF GEORGIA  
MANDATORY FEE RATES PER SEMESTER - FISCAL YEAR 2025  
EFFECTIVE FALL SEMESTER 2024

|   | <b>APPROVED<br/>RATE<br/>FALL 2023</b> | <b>RECOMMENDED<br/>RATE<br/>FALL 2024</b> |
|---|--|---|
| <b>Georgia State University - Atlanta</b>           |  |   |
| Access/Transportation                               | 57                                     | 57  |
| Activity  | 85                                     | 85  |
| Athletic  | 275                                    | 275                                       |
| Health  | 40                                     | 40  |
| International                                       | 21                                     | 21  |
| Library   | 5                                      | 5   |
| Library Facility                                    | 13                                     | 13  |
| Recreation  | 38                                     | 38  |
| Student Center                                      | 36                                     | 36  |
| Sustainability                                      | 5                                      | 5   |
| Technology  | 85                                     | 85  |
|   | <b>\$660</b>                           | <b>\$660</b>                              |
| Online Learning Fee                                 |  | <b>\$660</b>                              |
| <b>Georgia State University – Perimeter College</b> |  |   |
| Access/Transportation                               | 2                                      | 2   |
| Activity  | 47                                     | 47  |
| Athletic  | 38                                     | 38  |
| Health  | 27                                     | 27  |
| International                                       | 3                                      | 3   |
| Recreation  | 3                                      | 3   |
| Student Center Facility                             | 168                                    | 168                                       |
| Sustainability                                      | 2                                      | 2   |
| Technology  | 50                                     | 50  |
|   | <b>\$340</b>                           | <b>\$340</b>                              |
| Online Learning Fee                                 |  | <b>\$195</b>                              |

APPENDIX IIA  
BOARD OF REGENTS  
UNIVERSITY SYSTEM OF GEORGIA  
MANDATORY FEE RATES PER SEMESTER - FISCAL YEAR 2025  
EFFECTIVE FALL SEMESTER 2024

|   | <b>APPROVED<br/>RATE<br/>FALL 2023</b> | <b>RECOMMENDED<br/>RATE<br/>FALL 2024</b> |
|---|--|---|
| <b>University of Georgia</b>                    |  |   |
| Activity  | 78                                     | 84  |
| Athletic  | 53                                     | 53  |
| ConnectUGA                                      | 30                                     | 30  |
| Green Fee                                       | 3                                      | 3   |
| Health  | 206                                    | 206                                       |
| Recreation-Facility                             | 15                                     | 17  |
| Student Center Facility                         | 75                                     | 75  |
| Technology                                      | 114                                    | 114                                       |
| Transportation                                  | 121                                    | 126                                       |
|   | <b>\$695</b>                           | <b>\$708</b>                              |
| Online Learning Fee                             |  | \$411                                     |
| <b>Georgia Southern University - Statesboro</b> |  |   |
| Athletic  | 214                                    | 214                                       |
| Athletic Facility                               | 44                                     | 44  |
| Health  | 94                                     | 94  |
| Recreation Activity Center                      | 42                                     | 42  |
| Recreation Activity Center Facility Fee         | 107                                    | 107                                       |
| Student Activity                                | 101                                    | 101                                       |
| Sustainability                                  | 10                                     | 10  |
| Technology                                      | 100                                    | 100                                       |
| Transit   | 55                                     | 55  |
|   | <b>\$767</b>                           | <b>\$767</b>                              |
| Online Learning Fee                             |  | \$434                                     |

APPENDIX IIA  
BOARD OF REGENTS  
UNIVERSITY SYSTEM OF GEORGIA  
MANDATORY FEE RATES PER SEMESTER - FISCAL YEAR 2025  
EFFECTIVE FALL SEMESTER 2024

|  | <b>APPROVED<br/>RATE<br/>FALL 2023</b> | <b>RECOMMENDED<br/>RATE<br/>FALL 2024</b> |
|--|--|---|
| <b>Georgia Southern University - Armstrong</b> |  |   |
| Armstrong Recreation Center                    | 45                                     | 45  |
| Athletic                                       | 90                                     | 90  |
| Health   | 20                                     | 20  |
| Student Activity                               | 49                                     | 49  |
| Student Center Facility                        | 120                                    | 120                                       |
| Technology                                     | 100                                    | 100                                       |
|  | <b>\$424</b>                           | <b>\$424</b>                              |
| Online Learning Fee                            |  | <b>\$262</b>                              |

|                                  |              |              |
|----------------------------------|--------------|--------------|
| <b>Kennesaw State University</b> |              |              |
| Athletics                        | 221          | 211          |
| Health                           | 51           | 51           |
| Parking                          | 58           | 30           |
| Recreation Center                | 97           | 92           |
| Sports Park                      | 86           | 81           |
| Student Activity                 | 39           | 46           |
| Technology                       | 55           | 55           |
| Transportation                   | 58           | 55           |
| Wellness                         | 3            | 3            |
|                                  | <b>\$668</b> | <b>\$624</b> |
| Online Learning Fee              |              | <b>\$340</b> |

|                                   |              |              |
|-----------------------------------|--------------|--------------|
| <b>University of West Georgia</b> |              |              |
| Activity                          | 59           | 59           |
| Athletic                          | 195          | 195          |
| Athletic Complex                  | 130          | 130          |
| Campus Center                     | 150          | 144          |
| Health                            | 101          | 101          |
| International Education           | 5            | 5            |
| Technology                        | 55           | 55           |
| Transportation                    | 105          | 111          |
|                                   | <b>\$800</b> | <b>\$800</b> |
| Online Learning Fee               |              | <b>\$428</b> |

APPENDIX IIA  
BOARD OF REGENTS  
UNIVERSITY SYSTEM OF GEORGIA  
MANDATORY FEE RATES PER SEMESTER - FISCAL YEAR 2025  
EFFECTIVE FALL SEMESTER 2024

|                                  | <b>APPROVED<br/>RATE<br/>FALL 2023</b> | <b>RECOMMENDED<br/>RATE<br/>FALL 2024</b> |
|----------------------------------|--|---|
| <b>Valdosta State University</b> |  |   |
| Access Card                      | 10                                     | 10  |
| Activity                         | 37                                     | 47  |
| Athletic                         | 161                                    | 178                                       |
| Health                           | 94                                     | 94  |
| Health Facility                  | 56                                     | 56  |
| Parking Deck                     | 143                                    | 131                                       |
| Recreation-Facility Ops          | 60                                     | 60  |
| Technology                       | 65                                     | 65  |
| Transportation                   | 35                                     | 35  |
| Union Facility Debt              | 140                                    | 125                                       |
| Union facility Operating         | 17                                     | 17  |
|                                  | <b>\$818</b>                           | <b>\$818</b>                              |
| Online Learning Fee              |  | \$442                                     |
| <b>Albany State University</b>   |  |   |
| Access Card                      | 10                                     | 10  |
| Activity                         | 85                                     | 85  |
| Athletic                         | 170                                    | 200                                       |
| Health                           | 50                                     | 50  |
| Student Center Facility          | 280                                    | 280                                       |
| Technology                       | 65                                     | 65  |
| Transportation                   | 50                                     | 50  |
|                                  | <b>\$710</b>                           | <b>\$740</b>                              |
| Online Learning Fee              |  | \$403                                     |

APPENDIX IIA  
BOARD OF REGENTS  
UNIVERSITY SYSTEM OF GEORGIA  
MANDATORY FEE RATES PER SEMESTER - FISCAL YEAR 2025  
EFFECTIVE FALL SEMESTER 2024

|                                     | <b>APPROVED<br/>RATE<br/>FALL 2023</b> | <b>RECOMMENDED<br/>RATE<br/>FALL 2024</b> |
|-------------------------------------|--|---|
| <b>Clayton State University</b>     |  |   |
| Athletic                            | 170                                    | 170                                       |
| Health                              | 46                                     | 46  |
| Laker Card                          | 20                                     | 20  |
| Parking                             | 34                                     | 34  |
| Student Activities                  | 60                                     | 60  |
| Student Activity Center             | 115                                    | 115                                       |
| Technology                          | 57                                     | 57  |
|                                     | <b>\$502</b>                           | <b>\$502</b>                              |
| Online Learning Fee                 |  | \$280                                     |
| <b>Columbus State University</b>    |  |   |
| Access / Transport                  | 30                                     | 30  |
| Athletic                            | 200                                    | 200                                       |
| Health                              | 53                                     | 57  |
| International                       | 14                                     | 10  |
| Parking Deck                        | 67                                     | 62  |
| Rec Center                          | 180                                    | 195                                       |
| Student Activities                  | 67                                     | 67  |
| Technology                          | 79                                     | 84  |
|                                     | <b>\$690</b>                           | <b>\$705</b>                              |
| Online Learning Fee                 |  | \$395                                     |
| <b>Fort Valley State University</b> |  |   |
| Activities                          | 81                                     | 85  |
| Athletic                            | 220                                    | 220                                       |
| Health                              | 73                                     | 75  |
| Student Center                      | 210                                    | 210                                       |
| Technology                          | 60                                     | 60  |
| Transportation                      | 20                                     | 25  |
|                                     | <b>\$664</b>                           | <b>\$675</b>                              |
| Online Learning Fee                 |  | \$368                                     |

APPENDIX IIA  
BOARD OF REGENTS  
UNIVERSITY SYSTEM OF GEORGIA  
MANDATORY FEE RATES PER SEMESTER - FISCAL YEAR 2025  
EFFECTIVE FALL SEMESTER 2024

|  | <b>APPROVED<br/>RATE<br/>FALL 2023</b> | <b>RECOMMENDED<br/>RATE<br/>FALL 2024</b> |
|--|--|---|
| <b>Georgia College and State University</b>  |  |   |
| Activity                                     | 133                                    | 133                                       |
| Athletic                                     | 181                                    | 181                                       |
| Bobcat Card                                  | 9                                      | 9   |
| Health                                       | 95                                     | 95  |
| Technology                                   | 65                                     | 65  |
| Transportation & Parking                     | 87                                     | 87  |
| Wellness Recreation Center                   | 175                                    | 175                                       |
|  | <b>\$745</b>                           | <b>\$745</b>                              |
| Online Learning Fee                          |  | <b>\$405</b>                              |
| <b>Georgia Southwestern State University</b> |  |   |
| Activity                                     | 65                                     | 65  |
| Athletic                                     | 215                                    | 264                                       |
| Health                                       | 80                                     | 92  |
| Recreation & Wellness*                       | 38                                     | 38  |
| Technology                                   | 60                                     | 63  |
|  | <b>\$458</b>                           | <b>\$522</b>                              |
| * Fee name changed from Success Center       |  |   |
| Online Learning Fee                          |  | <b>\$293</b>                              |

APPENDIX IIA  
 BOARD OF REGENTS  
 UNIVERSITY SYSTEM OF GEORGIA  
 MANDATORY FEE RATES PER SEMESTER - FISCAL YEAR 2025  
 EFFECTIVE FALL SEMESTER 2024

|   | <b>APPROVED<br/>RATE<br/>FALL 2023</b> | <b>RECOMMENDED<br/>RATE<br/>FALL 2024</b> |
|---|--|---|
| <b>Middle Georgia State University - Macon</b>                  |  |   |
| Athletics   | 130                                    | 130                                       |
| Health  | 20                                     | 20  |
| Parking   | 10                                     | 10  |
| Rec & Wellness  | 165                                    | 180                                       |
| Student Activities  | 45                                     | 45  |
| Technology  | 46                                     | 46  |
|   | \$416                                  | \$431                                     |
| Online Learning Fee   |  | \$239                                     |
| <b>Middle Georgia State University - Cochran</b>                |  |   |
| Athletics   | 130                                    | 130                                       |
| Health  | 20                                     | 20  |
| Parking   | 10                                     | 10  |
| Rec & Wellness  |  | 180                                       |
| Student Activities  | 45                                     | 45  |
| Technology  | 46                                     | 46  |
|   | \$251                                  | \$431                                     |
| Online Learning Fee   |  | \$239                                     |
| <b>Middle Georgia State University -<br/>Dublin and Eastman</b> |  |   |
| Athletics   | 130                                    | 130                                       |
| Health  | 20                                     | 20  |
| Parking   | 10                                     | 10  |
| Rec & Wellness  |  | 90  |
| Student Activities  | 45                                     | 45  |
| Technology  | 46                                     | 46  |
|   | \$251                                  | \$341                                     |
| Online Learning Fee   |  | \$194                                     |

APPENDIX IIA  
 BOARD OF REGENTS  
 UNIVERSITY SYSTEM OF GEORGIA  
 MANDATORY FEE RATES PER SEMESTER - FISCAL YEAR 2025  
 EFFECTIVE FALL SEMESTER 2024

|   | <b>APPROVED<br/>RATE<br/>FALL 2023</b> | <b>RECOMMENDED<br/>RATE<br/>FALL 2024</b> |
|---|--|---|
| <b>Middle Georgia State University -<br/>Warner Robbins</b> |  |   |
| Athletics   | 130                                    | 130                                       |
| Health  | 20                                     | 20  |
| Parking   | 10                                     | 10  |
| Rec & Wellness  | 45                                     | 90  |
| Student Activities  | 45                                     | 45  |
| Technology  | 46                                     | 46  |
|   | <b>\$296</b>                           | <b>\$341</b>                              |
| Online Learning Fee   |  | \$194                                     |
| <b>Savannah State University</b>                            |  |   |
| Activity  | 55                                     | 55  |
| Athletic  | 300                                    | 300                                       |
| Health  | 67                                     | 77  |
| Recreation-Facility   | 200                                    | 260                                       |
| Technology  | 50                                     | 50  |
| Transportation  | 45                                     | 45  |
|   | <b>\$717</b>                           | <b>\$787</b>                              |
| Online Learning Fee   |  | \$419                                     |
| <b>University of North Georgia - Dahlonega</b>              |  |   |
| Activity  | 65                                     | 64  |
| Athletic  | 200                                    | 140                                       |
| Health  | 65                                     | 70  |
| Recreation Center   | 83                                     | 50  |
| Technology  | 75                                     | 80  |
| Transportation  | 220                                    | 180                                       |
|   | <b>\$708</b>                           | <b>\$584</b>                              |
| Online Learning Fee   |  | \$332                                     |



APPENDIX IIA  
 BOARD OF REGENTS  
 UNIVERSITY SYSTEM OF GEORGIA  
 MANDATORY FEE RATES PER SEMESTER - FISCAL YEAR 2025  
 EFFECTIVE FALL SEMESTER 2024

|   | <b>APPROVED<br/>RATE<br/>FALL 2023</b> | <b>RECOMMENDED<br/>RATE<br/>FALL 2024</b> |
|---|--|---|
| <b>University of North Georgia - Gainesville</b>                |  |   |
| Activity  | 65                                     | 64  |
| Athletic  | 0                                      | 140                                       |
| Health  | 65                                     | 70  |
| Recreation Center   | 0                                      | 50  |
| Technology  | 75                                     | 80  |
| Transportation  | 85                                     | 180                                       |
|   | \$290                                  | \$584                                     |
| <br><b>University of North Georgia -<br/>Cumming and Oconee</b> |  |   |
| Activity  | 42                                     | 32  |
| Athletic  | 0                                      | 70  |
| Health  | 0                                      | 35  |
| Recreation Center   | 0                                      | 25  |
| Technology  | 75                                     | 80  |
| Transportation  | 85                                     | 90  |
|   | \$202                                  | \$332                                     |
| <br><b>University of North Georgia - Blue Ridge</b>             |  |   |
| Activity  | 42                                     | 32  |
| Athletic  | 0                                      | 70  |
| Health  | 0                                      | 35  |
| Recreation Center   | 0                                      | 25  |
| Technology  | 75                                     | 80  |
| Transportation  | 0                                      | 90  |
|   | \$117                                  | \$332                                     |

APPENDIX IIA  
 BOARD OF REGENTS  
 UNIVERSITY SYSTEM OF GEORGIA  
 MANDATORY FEE RATES PER SEMESTER - FISCAL YEAR 2025  
 EFFECTIVE FALL SEMESTER 2024

|   | <b>APPROVED<br/>RATE<br/>FALL 2023</b> | <b>RECOMMENDED<br/>RATE<br/>FALL 2024</b> |
|---|--|---|
| <b>Abraham Baldwin Agricultural College</b> |  |   |
| Activity                                    | 50                                     | 50  |
| Athletic                                    | 103                                    | 103                                       |
| Health                                      | 78                                     | 78  |
| Public Safety                               | 30                                     | 30  |
| Technology                                  | 55                                     | 65  |
|   | <b>\$316</b>                           | <b>\$326</b>                              |
| Online Learning Fee                         |  | \$326                                     |
| <b>Atlanta Metropolitan State College</b>   |  |   |
| Student Activity                            | 60                                     | 60  |
| Student Center                              | 240                                    | 240                                       |
| Technology                                  | 40                                     | 40  |
|   | <b>\$340</b>                           | <b>\$340</b>                              |
| Online Learning Fee                         |  | \$190                                     |
| <b>College of Coastal Georgia</b>           |  |   |
| Access Card                                 | 15                                     | 15  |
| Athletics                                   | 175                                    | 195                                       |
| Campus Center                               | 125                                    | 145                                       |
| Rec & Intramural                            | 25                                     | 25  |
| Student Activity                            | 60                                     | 60  |
| Technology                                  | 60                                     | 60  |
|   | <b>\$460</b>                           | <b>\$500</b>                              |
| Online Learning Fee                         |  | \$500                                     |

APPENDIX IIA  
BOARD OF REGENTS  
UNIVERSITY SYSTEM OF GEORGIA  
MANDATORY FEE RATES PER SEMESTER - FISCAL YEAR 2025  
EFFECTIVE FALL SEMESTER 2024

|                                   | <b>APPROVED<br/>RATE<br/>FALL 2023</b> | <b>RECOMMENDED<br/>RATE<br/>FALL 2024</b> |
|-----------------------------------|--|---|
| <b>Dalton State College</b>       |  |   |
| Access Card                       | 20                                     | 20  |
| Activity                          | 40                                     | 40  |
| Athletic                          | 117                                    | 117                                       |
| Health                            | 30                                     | 30  |
| Parking Deck                      | 65                                     | 65  |
| Recreation                        | 20                                     | 20  |
| Technology                        | 48                                     | 48  |
| Transportation                    | 20                                     | 20  |
|                                   | <b>\$360</b>                           | <b>\$360</b>                              |
| Online Learning Fee               |  | \$204                                     |
| <b>East Georgia State College</b> |  |   |
| Activity Fee                      | 33                                     | 33  |
| Athletic Fee                      | 100                                    | 110                                       |
| Health Fee                        | 30                                     | 30  |
| Parking - Swainsboro              | 15                                     | 15  |
| Technology                        | 50                                     | 50  |
|                                   | <b>\$228</b>                           | <b>\$238</b>                              |
| Online Learning Fee               |  | \$238                                     |
| <b>Georgia Gwinnett College</b>   |  |   |
| Activity Fee                      | 55                                     | 55  |
| Athletic Fee                      | 180                                    | 207                                       |
| Campus Infrastructure Fee         | 58                                     | 58  |
| Health and Wellness Fee           | 50                                     | 50  |
| Health Fee                        | 40                                     | 40  |
| International Fee                 | 7                                      | 0   |
| Parking Fee                       | 77                                     | 57  |
| Student Center Fee                | 115                                    | 115                                       |
| Technology Fee                    | 40                                     | 40  |
|                                   | <b>\$622</b>                           | <b>\$622</b>                              |
| Online Learning Fee               |  | \$622                                     |

APPENDIX IIA  
BOARD OF REGENTS  
UNIVERSITY SYSTEM OF GEORGIA  
MANDATORY FEE RATES PER SEMESTER - FISCAL YEAR 2025  
EFFECTIVE FALL SEMESTER 2024

|  | <b>APPROVED<br/>RATE<br/>FALL 2023</b> | <b>RECOMMENDED<br/>RATE<br/>FALL 2024</b> |
|--|--|---|
| <b>Georgia Highlands College</b>             |  |   |
| Access Fee                                   | 17                                     | 17  |
| Athletic                                     | 85                                     | 91  |
| Parking Fee                                  | 10                                     | 20  |
| Student Activity Fee                         | 40                                     | 35  |
| Student Support Services                     | 130                                    | 135                                       |
| Technology                                   | 50                                     | 50  |
|  | <b>\$332</b>                           | <b>\$348</b>                              |
| Online Learning Fee                          |  | <b>\$348</b>                              |
| <b>Gordon State College</b>                  |  |   |
| Athletic                                     | 85                                     | 85  |
| Health                                       | 20                                     | 20  |
| Parking                                      | 10                                     | 10  |
| Student Activity                             | 54                                     | 64  |
| Student Recreation Center                    | 235                                    | 275                                       |
| Technology                                   | 52                                     | 52  |
|  | <b>\$456</b>                           | <b>\$506</b>                              |
| Online Learning Fee                          |  | <b>\$279</b>                              |
| <b>South Georgia State College - Douglas</b> |  |   |
| Access Card Fee                              | 15                                     | 15  |
| Athletics                                    | 115                                    | 145                                       |
| Clower Center                                | 65                                     | 125                                       |
| Parking                                      | 10                                     | 10  |
| Student Activity                             | 55                                     | 65  |
| Technology                                   | 85                                     | 85  |
|  | <b>\$345</b>                           | <b>\$445</b>                              |
| Online Learning Fee                          |  | <b>\$265</b>                              |

APPENDIX IIA  
 BOARD OF REGENTS  
 UNIVERSITY SYSTEM OF GEORGIA  
 MANDATORY FEE RATES PER SEMESTER - FISCAL YEAR 2025  
 EFFECTIVE FALL SEMESTER 2024

|   | <b>APPROVED<br/>RATE<br/>FALL 2023</b> | <b>RECOMMENDED<br/>RATE<br/>FALL 2024</b> |
|---|--|---|
| <b>South Georgia State College - Waycross</b> |  |   |
| Access Card Fee                               | 15                                     | 15  |
| Athletics                                     | 115                                    | 145                                       |
| Parking                                       | 10                                     | 10  |
| Student Activity                              | 55                                     | 65  |
| Technology                                    | 85                                     | 85  |
|   | \$280                                  | \$320                                     |
| Online Learning Fee                           |  | \$203                                     |

APPENDIX IIB  
UNIVERSITY SYSTEM OF GEORGIA  
ELECTIVE FEES AND SPECIAL CHARGES REQUIRING BOARD APPROVAL  
FISCAL YEAR 2025  
EFFECTIVE FALL SEMESTER

| Description  | FY 2024<br>Approved Rate | FY 2025<br>Recommended Rate |
|--|--------------------------|-----------------------------|
| <b>Augusta University</b>  |                          |                             |
| CAHSS - BSW Student Liability Insurance  | \$13                     | \$13                        |
| COAHS - Allied Health Liability Insurance  | \$13                     | \$13                        |
| COAHS - Liability Insurance Physicians Assistant   | \$55                     | \$55                        |
| COAHS - Physicians Assistant Needle Stick Insurance  | \$41                     | \$41                        |
| COE - Counselor Ed.Clinical/Intern Fee   | \$100                    | \$100                       |
| COE - Student Teaching Fee   | \$200                    | \$200                       |
| CON - Nursing Liability Insurance (BSN & CNL)  | \$34                     | \$17                        |
| CON - Nursing Liability Insurance (Postmasters Cert, Nurse Practitioners, DNP, DNP Nursing | \$58                     | \$65                        |
| CON - Simulation Center Skills Lab Fee (BSN, CNL)  | \$50                     | \$50                        |
| DCG - Articulator Fee (Soph Only) (Onetime)  | \$1,688                  | \$1,871                     |
| DCG - ASDA Dues  | \$95                     | \$95                        |
| DCG - Dental Instrument Fee (2 semester Academic Year)                                     | \$2,881                  | \$2,967                     |
| DCG - Dentoforms   | \$302                    | \$302                       |
| DCG - Disability Insurance   | \$96                     | \$96                        |
| DCG - Hand Piece Fee (Class of 2023 onward)  | \$760                    | \$760                       |
| MCG - Disability Insurance   | \$93                     | \$93                        |
| MCG - Medicine Exposure Insurance Plan   | \$41                     | \$41                        |
| MCG - Medicine Liability Insurance   | \$37                     | \$37                        |
| <b>Georgia Institute of Technology</b>   |                          |                             |
| Business: Evening MBA Program Fee  | \$700                    | \$700                       |
| Business: Full-Time MBA Program Fee (one-time fee)   | \$1,100                  | \$1,100                     |
| Business: MS Analytics Program Fee (one-time fee)  | \$2,000                  | \$2,000                     |
| Business: MS Quantitative and Computational Finance Program Fee (one-time fee)             | \$1,000                  | \$1,000                     |
| <b>Georgia State University</b>  |                          |                             |
| Law School Activity Fee  | \$57                     | \$57                        |
| Nursing Lab & Liability Insurance (Associate Degree Nursing Program)                       | \$165                    | \$165                       |
| School of Art & Design - Student Teaching/Practicum Fee                                    | \$125                    | \$125                       |
| School of Music - Student Teaching Practicum Fee   | \$125                    | \$125                       |
| Student Teaching Fee   | \$125                    | \$125                       |
| <b>University of Georgia</b>   |                          |                             |
| Full-time MBA Program Fee  | \$670                    | \$670                       |
| <b>Kennesaw State University</b>   |                          |                             |
| ACM-Architecture Learning Culture Fee  | \$50                     | \$50                        |
| EDU-SEC/MDL TOSS COURSE FEES - UG Educ TOSS/Student Teaching                               | \$50                     | \$50                        |
| EDU-INCLUSIVE ED COURSE FEE - YCE I Fee  | \$50                     | \$50                        |
| EDU-INCLUSIVE ED COURSE FEE - YCE Clinical Practice II                                     | \$50                     | \$50                        |
| EDU-COLLAB TCHR TOSS CRS FEE - Support Collaborating Tch Fee                               | \$50                     | \$50                        |
| EDU-ECE TOSS COURSE FEES - TOSS YCEI/St Tch-YCEII  | \$50                     | \$50                        |
| EDU-MATH TOSS COURSE FEES - TOSS/YCE I Fee   | \$50                     | \$50                        |
| EDU-ISCI/BIO LAB FEE   | \$50                     | \$50                        |
| HHS-Human Services Clinical Internship Fee (ranges from \$21 to \$44 depending on course)  | \$44                     | \$44                        |
| HHS-MSW Field Internship Fee   | \$40                     | \$40                        |
| <b>University of West Georgia</b>  |                          |                             |
| Education Practicum Fee  | \$150                    | \$150                       |
| Education: Student Teaching Intern Fee   | \$150                    | \$150                       |
| Nursing Practicum Fee  | \$75                     | \$75                        |
| <b>Valdosta State University</b>   |                          |                             |
| Masters in Social Work Field Education Fee   | \$60                     | \$60                        |
| Student Teaching Fee   | \$100                    | \$100                       |
| <b>Clayton State University</b>  |                          |                             |
| Nursing Program Fee  | \$283                    | \$283                       |

APPENDIX IIB  
UNIVERSITY SYSTEM OF GEORGIA  
ELECTIVE FEES AND SPECIAL CHARGES REQUIRING BOARD APPROVAL  
FISCAL YEAR 2025  
EFFECTIVE FALL SEMESTER

| Description   | FY 2024<br>Approved Rate | FY 2025<br>Recommended Rate |
|---|--------------------------|-----------------------------|
| <b>Columbus State University</b>                                      |                          |                             |
| Computer Science Lab  | \$50                     | \$50                        |
| ARTS 1000- Art Convocation  | \$60                     | \$60                        |
| COUN 6225 Counseling Skills I   | \$10                     | \$0                         |
| COUN 6245 Individual Analysis   | \$10                     | \$0                         |
| COUN 6405 Appl Pract/Community Counsel                                | \$10                     | \$0                         |
| LBIO - Biology Lab Fee  | \$73                     | \$73                        |
| LPSY - Psychology Lab Fees  | \$25                     | \$25                        |
| NURS 3111- Prof Develop Perspectives I                                | \$25                     | \$0                         |
| NURS 3112- Prof Develop Perspectives II                               | \$49                     | \$0                         |
| NURS 3121 Servant Leadership for the Professional Nurse I             | \$0                      | \$49                        |
| NURS 3171- Pharmacology in Nursing                                    | \$98                     | \$0                         |
| NURS 3171- Pharmacology in Nursing I                                  | \$0                      | \$49                        |
| NURS 3172- Pharmacology in Nursing II                                 | \$0                      | \$49                        |
| NURS 3275- Prof Clinical Nursing I                                    | \$392                    | \$294                       |
| NURS 3275 Prof Clinical Nursing I Exam Fee                            | \$100                    | \$100                       |
| NURS 3276- Intro to Health Assess/Well Clinical                       | \$49                     | \$49                        |
| NURS 3277 Prof Clinical Nursing II Exam Fee                           | \$100                    | \$100                       |
| NURS 3279- Applied Pathophysiology                                    | \$88                     | \$49                        |
| NURS 3280- Psychiatric Mental Health Nursing                          | \$0                      | \$196                       |
| NURS 4111- Prof Develop Perspectives III                              | \$49                     | \$0                         |
| NURS 4112- Prof Develop Perspectives IV                               | \$59                     | \$0                         |
| NURS 4122 Servant Leadership in Professional Nursing II               | \$0                      | \$49                        |
| NURS 4175- Evidence-Based Practice                                    | \$191                    | \$49                        |
| NURS 4176 Introduction to Nursing Informatics                         | \$0                      | \$49                        |
| NURS 4275 Maternal-Child Nursing                                      | \$0                      | \$294                       |
| NURS 4276 Servant Leadership in the Community                         | \$0                      | \$196                       |
| NURS 4277 Advanced Medical-Surgical Nursing                           | \$0                      | \$343                       |
| NURS 4279- Professional Clin Nursing IV                               | \$490                    | \$0                         |
| NURS 4279- Professional Clin Nursing IV                               | \$100                    | \$0                         |
| NURS 4280- Professional Clin Nursing III                              | \$490                    | \$0                         |
| NURS 4280 Professional Clin Nursing III -Exam                         | \$100                    | \$0                         |
| NURS 4288 Senior Synthesis  | \$0                      | \$245                       |
| NURS 4377- Senior Preceptorship                                       | \$74                     | \$49                        |
| NURS 4377 Senior Preceptorship -Exam Fee                              | \$200                    | \$0                         |
| UTCH 1201/1202 Step 1: Inquiry Approaches to Teaching                 | \$12                     | \$12                        |
| UTCH 2215 Research Methods  | \$48                     | \$48                        |
| UTCH 3205 Classroom Interactions                                      | \$35                     | \$35                        |
| UTCH 4205 Project-Based Instruction                                   | \$35                     | \$35                        |
| UTCH 4485 Student Teaching  | \$193                    | \$193                       |
| UTCH 4698 Teaching Internship   | \$193                    | \$193                       |
| <b>Fort Valley State University</b>                                   |                          |                             |
| Home Management Accomodation Fee                                      | \$960                    | \$960                       |
| Home Management House Fee (Per Semester)                              | \$750                    | \$750                       |
| Lab Fee - Nursing   | \$650                    | \$650                       |
| Assessment Technologies Institute (ATI)                               | \$756                    | \$756                       |
| <b>Georgia College and State University</b>                           |                          |                             |
| Applied Music Lesson Fee  | \$250                    | \$250                       |
| Education Program Fee   | \$100                    | \$100                       |
| Kinesiology Lab Fee/Exercise Science/Sports Medicine Course & Lab     | \$20                     | \$20                        |
| Nursing Cohort Fee  | \$40                     | \$40                        |
| Nursing Evalue/Malpractice Fee for FNP, PMHNP, WHNP, and DNP Students | \$55                     | \$55                        |
| Nursing Evalue/Malpractice Fee Nurse Educator Students                | \$13                     | \$13                        |
| Testing Fee: Special Test Order Fee - Exit Exam (Major Field Test)    | \$25                     | \$0                         |
| Testing Fee: Test of Essential Academic Skills                        | \$92                     | \$0                         |
| <b>Georgia Southwestern State University</b>                          |                          |                             |
| Student Teaching  | \$105                    | \$105                       |

APPENDIX IIB  
UNIVERSITY SYSTEM OF GEORGIA  
ELECTIVE FEES AND SPECIAL CHARGES REQUIRING BOARD APPROVAL  
FISCAL YEAR 2025  
EFFECTIVE FALL SEMESTER

|  | Description  | FY 2024<br>Approved Rate | FY 2025<br>Recommended Rate |
|--|--|--------------------------|-----------------------------|
| <b>Middle Georgia State University</b> |  |                          |                             |
|  | SOA - Flight - Drug Test Fee                             | \$20                     | \$20                        |
|  | SOC - IT - Cybersecurity Seminar (summer semester only)  | \$600                    | \$800                       |
|  | SOEBS - EDUC - Education Junior Year Field Course I      | \$50                     | \$50                        |
|  | SOEBS - EDUC - Education Junior Year Field Course II     | \$40                     | \$40                        |
|  | SOEBS - EDUC - Education Senior Year Clinical I          | \$60                     | \$60                        |
|  | SOEBS - EDUC - Education Senior Year Clinical II         | \$100                    | \$100                       |
|  | SOEBS - EDUC - General Science for Elementary Education  | \$15                     | \$15                        |
|  | SOEBS - EDUC - Graduate Field Course I                   | \$10                     | \$10                        |
|  | SOEBS - EDUC - Graduate Field Course II                  | \$50                     | \$50                        |
|  | SOEBS - EDUC - Integrated Science                        | \$15                     | \$15                        |
|  | SOEBS - EDUC - Public Service Liability Insurance        | \$16                     | \$16                        |
|  | SOEBS - SOWK - Social Work Liability Insurance           | \$16                     | \$16                        |
|  | SOEBS - PSCJ - Criminal Justice Liability Insurance      | \$16                     | \$16                        |
|  | SOEBS - PSCJ - Psychology Liability Insurance            | \$16                     | \$16                        |
|  | SOHNS - NS - Biology Field Studies Class Fee             | \$100                    | \$100                       |
|  | SOHNS - NS - Georgia Geology Field Studies Class Fee     | \$100                    | \$100                       |
|  | SOHNS - Nursing - ATI Testing                            | \$0                      | \$694                       |
|  | SOHNS - Nursing - Liability Insurance                    | \$16                     | \$16                        |
|  | SOHNS - RS - Rehabilitation Science Liability Insurance  | \$16                     | \$16                        |
|  | SOHNS - RT - Respiratory Therapy Liability Insurance     | \$16                     | \$16                        |
| <b>Savannah State University</b>       |  |                          |                             |
|  | School of Teacher Education Fee                          | \$250                    | \$250                       |
| <b>University of North Georgia</b>     |  |                          |                             |
|  | Field Placement (Teacher Ed)                             | \$75                     | \$75                        |
|  | Health Science (BS Nursing) Lab                          | \$60                     | \$60                        |
|  | Natural Science (Teacher Education) Lab                  | \$50                     | \$50                        |
|  | Nurse Testing Fee (1-pay)                                | \$901                    | \$911                       |
|  | Nursing Clinical Personal Liability (Graduate Students)  | \$17                     | \$17                        |
|  | Nursing Clinical Personal Liability (Undergrad Students) | \$15                     | \$15                        |
| <b>Georgia Gwinnett College</b>        |  |                          |                             |
|  | Education Field Experience                               | \$20                     | \$20                        |
|  | Liability Insurance (Internships)                        | \$20                     | \$20                        |
|  | Nursing Acceptance Fee                                   | \$125                    | \$125                       |
|  | Nursing Lab Fee  | \$250                    | \$250                       |
|  | Nursing Program Fee                                      | \$395                    | \$395                       |
|  | Performing Art Fee                                       | \$10                     | \$10                        |
|  | Physical Education Golf Class Fee                        | \$55                     | \$55                        |
|  | Science Lab Fee  | \$75                     | \$75                        |
|  | Student Teacher Education Fee                            | \$100                    | \$100                       |
| <b>Georgia Highlands College</b>       |  |                          |                             |
|  | Dental Hygiene Lab Fee DHYG 1100, 1200, 1300, 2400 2500  | \$75                     | \$75                        |
|  | Dental Hygiene Liability Insurance Fee                   | \$16                     | \$16                        |
|  | Geology North American Study Program Fee (Summer)        | \$1,700                  | \$1,700                     |
|  | Human Services Liability Insurance Fee                   | \$16                     | \$16                        |
|  | Integrated Science ISCI 2001, 2002 Lab Fee               | \$25                     | \$25                        |
|  | Nursing Charger Card ID Fee                              | \$20                     | \$20                        |
|  | Nursing Lab Fee  | \$198                    | \$198                       |
|  | Nursing Liability Insurance Fee                          | \$16                     | \$16                        |
|  | Science Laboratory Fee                                   | \$50                     | \$50                        |
| <b>Gordon State College</b>            |  |                          |                             |
|  | NURS 1910  | \$250                    | \$503                       |
|  | NURS 1911  | \$163                    | \$415                       |
|  | NURS 1912  | \$55                     | \$215                       |
|  | NURS 2910  | \$164                    | \$429                       |
|  | NURS 2912  | \$163                    | \$415                       |
|  | NURS 3012  | \$220                    | \$423                       |
|  | NURS 3212  | \$162                    | \$335                       |
|  | NURS 3324  | \$162                    | \$335                       |
|  | NURS 4420  | \$162                    | \$349                       |
|  | NURS 4512  | \$162                    | \$335                       |



**APPENDIX IIIA**

**BOARD OF REGENTS OF THE UNIVERSITY SYSTEM OF GEORGIA  
FISCAL YEAR 2025 FINAL ALLOCATION OF STATE APPROPRIATIONS  
Formula Funds Only**

|  |               |                        |
|--|---------------|------------------------|
| <b>FY 2024 Original Budget - Formula Funds</b>   |               | <b>\$2,868,895,190</b> |
| <b>Additions:</b>  |               |                        |
| 4% cost-of-living-adjustment for full-time state employees not to exceed \$3,000           | \$91,813,260  |                        |
| Formula enrollment growth  | \$2,256,373   |                        |
| Maintenance and operations   | \$658,999     |                        |
| Department of Administrative Services insurance  | \$1,941,550   |                        |
| Health insurance and retiree health and life benefits                                      | \$22,431,361  |                        |
| Teachers' Retirement System (TRS)  | \$7,676,694   |                        |
| Fort Valley State University Land Grant match  | \$823,926     |                        |
| Adjustment in telecommunications and infrastructure rates for Georgia Technology Authority | \$1,180,277   |                        |
| Adjustment for Capitol Police security & operating expenses for Georgia Building Authority | \$246,882     |                        |
| Medical College of Georgia expansion at GA Southern Armstrong Campus                       | \$4,692,816   |                        |
| Restoration of FY24 formula funds  | \$66,000,000  |                        |
| Debt Service payback project at Perimeter College at Georgia State University              | \$86,730      |                        |
| <b>Total Additions</b>   |               | <b>\$199,808,868</b>   |
| <b>Reductions, Transfers and Other Adjustments:</b>  |               |                        |
| Remove funds for the Georgia Tech Regional Engineering Program                             | (\$3,688,958) |                        |
| <b>Total Reductions, Transfers, and Other Adjustments</b>                                  |               | <b>(\$3,688,958)</b>   |
| <b>Net Change for FY 2025</b>  |               | <b>\$196,119,910</b>   |
| <b>FY 2025 Original Budget - Formula Funds</b>   |               | <b>\$3,065,015,100</b> |

**APPENDIX IIIA**

*Continued*

**BOARD OF REGENTS OF THE UNIVERSITY SYSTEM OF GEORGIA  
FISCAL YEAR 2025 FINAL ALLOCATION OF STATE APPROPRIATIONS  
Line Items and Pass Through Organizations**

|   |               |                      |
|---|---------------|----------------------|
| <b>FY 2024 Original Budget - Line Items and Pass Through Organizations</b>  |               | <b>\$315,975,729</b> |
| <b>Additions:</b>   |               |                      |
| B-Units - 4% cost-of-living-adjustment for full-time state employees not to exceed \$3,000  | \$5,522,408   |                      |
| B-Units - Health insurance and retirement benefits  | \$1,250,684   |                      |
| B-Units - Department of Administrative Services insurance   | \$210,879     |                      |
| B-Units - Adjustment in telecommunications and infrastructure rates for Georgia Technology Authority                                    | \$42,808      |                      |
| Regents Central Office: Adjustment for Capitol Police security & operating expenses for Georgia Building Authority                      | \$193,978     |                      |
| Georgia Public Libraries - Formula increase for population and materials  | \$141,350     |                      |
| Georgia Public Libraries - Health insurance rate changes (PMPM)   | \$1,628,550   |                      |
| MCGHC: Partnership with Clark Atlanta for prostate cancer research  | \$200,000     |                      |
| SFI: MGA to support increased operations for aviation   | \$1,608,122   |                      |
| SFI: Projects for Center for Rural Prosperity and Innovation  | \$500,000     |                      |
| SFI: Establish David Ralston for Behavioral Health Center at UGA  | \$1,504,000   |                      |
| SFI: Increase funds for Legal Clinics to increase law student exposure and involvement in public defender and prosecuting attorney work | \$1,450,000   |                      |
| SFI: Increase funds for computer science professional development pursuant to SB 108 (2019 Session)                                     | \$750,000     |                      |
| <b>Total Additions</b>  |               | <b>\$15,002,779</b>  |
| <b>Reductions and Other Adjustments:</b>  |               |                      |
| Music industry archiving at UGA - Remove one-time funding & correction  | (\$5,200,000) |                      |
| Remove funding for FY24 Governor Disregards - Reduce funds to align budget with expenditures  | (\$2,188,571) |                      |
| <b>Total Reductions, Transfers, and Other Adjustments</b>   |               | <b>(\$7,388,571)</b> |
| <b>Net Increase for Pass Through Organizations (GCOH, GMC, and GPTC)</b>  |               | <b>\$647,267</b>     |
| <b>Net Change for FY 2025</b>   |               | <b>\$8,261,475</b>   |
| <b>FY 2025 Original Budget - Line Items and Pass Through Organizations</b>  |               | <b>\$324,237,204</b> |

|  |  |                        |
|--|--|------------------------|
| <b>FY 2025 Summary of University System of Georgia including Formula and Line Items and Pass Through Organizations</b> |  |                        |
| Formula Funds (from previous page)   |  | \$3,065,015,100        |
| Line Items and Pass Through Organizations  |  | \$324,237,204          |
| <b>Total FY 2025 State Funds for the University System of Georgia</b>  |  | <b>\$3,389,252,304</b> |

**APPENDIX IIIB**

**BOARD OF REGENTS OF THE UNIVERSITY SYSTEM OF GEORGIA  
FISCAL YEAR 2025 FINAL ALLOCATION OF STATE APPROPRIATIONS  
Formula Funds**

| <b>Institution</b>   | <b>FY 2024<br/>Original Budget:<br/>State Appropriations</b> | <b>FY 2025<br/>Allocation</b> | <b>Restoration of<br/>\$66 Million</b> | <b>FY 2025<br/>Original Budget:<br/>State Appropriations</b> |
|--|--|-------------------------------|--|--|
| Augusta University   | \$287,668,702  | \$23,311,393                  | \$10,334,119                           | \$321,314,214  |
| Georgia Institute of Technology  | \$484,290,642  | \$33,038,186                  | \$10,081,529                           | \$527,410,357  |
| Georgia State University   | \$321,758,462  | \$6,869,102                   | \$11,079,738                           | \$339,707,302  |
| University of Georgia  | \$494,873,377  | \$33,756,825                  | \$19,068,623                           | \$547,698,825  |
| Georgia Southern University  | \$162,279,726  | \$5,806,301                   | \$2,534,787                            | \$170,620,814  |
| Kennesaw State University  | \$239,347,134  | \$19,516,242                  | \$3,729,735                            | \$262,593,111  |
| University of West Georgia   | \$81,649,224   | \$1,791,993                   | \$1,643,001                            | \$85,084,218   |
| Valdosta State University  | \$66,904,641   | (\$3,303,680)                 | \$612,581                              | \$64,213,542   |
| Albany State University  | \$35,079,491   | \$4,089,812                   | \$461,791                              | \$39,631,094   |
| Clayton State University   | \$35,062,761   | (\$1,891,309)                 | \$549,335                              | \$33,720,787   |
| Columbus State University  | \$49,799,701   | \$1,303,418                   | \$636,489                              | \$51,739,608   |
| Fort Valley State University   | \$27,463,393   | \$1,848,554                   | \$981,318                              | \$30,293,265   |
| Georgia College & State University                                       | \$48,838,652   | \$800,697                     | \$749,340                              | \$50,388,689   |
| Georgia Southwestern State University                                    | \$19,453,686   | \$372,562                     | \$139,448                              | \$19,965,696   |
| Middle Georgia State University  | \$51,342,781   | \$3,201,235                   | \$195,862                              | \$54,739,878   |
| Savannah State University  | \$22,495,885   | (\$389,174)                   | \$564,886                              | \$22,671,597   |
| University of North Georgia  | \$104,903,437  | \$3,382,171                   | \$1,047,092                            | \$109,332,700  |
| Abraham Baldwin Agricultural College                                     | \$23,490,957   | \$617,394                     | \$230,102                              | \$24,338,453   |
| Atlanta Metropolitan State College                                       | \$8,419,125  | \$138,564                     | \$153,998                              | \$8,711,687  |
| College of Coastal Georgia   | \$19,053,652   | \$1,083,677                   | \$86,445                               | \$20,223,774   |
| Dalton State College   | \$19,915,892   | \$1,438,441                   | \$124,404                              | \$21,478,737   |
| East Georgia State College   | \$10,081,682   | (\$207,931)                   | \$105,866                              | \$9,979,617  |
| Georgia Gwinnett College   | \$66,177,932   | \$5,586,739                   | \$379,325                              | \$72,143,996   |
| Georgia Highlands College  | \$23,363,997   | \$15,934                      | \$188,848                              | \$23,568,779   |
| Gordon State College   | \$13,661,761   | \$1,954,685                   | \$123,277                              | \$15,739,723   |
| South Georgia State College  | \$12,007,032   | \$899,501                     | \$198,061                              | \$13,104,594   |
| University System Office   | \$71,597,249   | \$1,839,443                   | \$0                                    | \$73,436,692   |
| System Services & Initiatives<br>(including Major Repair and Renovation) | \$67,914,216   | (\$16,750,865)                | \$0                                    | \$51,163,351   |
| <b>Total Formula Funds</b>   | <b>\$2,868,895,190</b>                                       | <b>\$130,119,910</b>          | <b>\$66,000,000</b>                    | <b>\$3,065,015,100</b>                                       |

**APPENDIX IIIB**

*Continued*

**BOARD OF REGENTS OF THE UNIVERSITY SYSTEM OF GEORGIA  
FISCAL YEAR 2025 FINAL ALLOCATION OF STATE APPROPRIATIONS  
Line Items and Pass Through Organizations**

| <b>Institution</b>                                     | <b>FY 2024<br/>Original Budget:<br/>State Appropriations</b> | <b>FY 2025<br/>Allocation</b> | <b>FY 2025<br/>Original Budget:<br/>State Appropriations</b> |
|--|--|-------------------------------|--|
| Agricultural Experiment Station                        | \$53,340,515   | \$1,072,693                   | \$54,413,208   |
| Cooperative Extension Service                          | \$49,552,824   | \$1,257,203                   | \$50,810,027   |
| Enterprise Innovation Institute                        | \$12,647,809   | \$357,789                     | \$13,005,598   |
| Forestry Cooperative Extension                         | \$1,079,636  | \$28,270                      | \$1,107,906  |
| Forestry Research                                      | \$3,190,344  | \$60,080                      | \$3,250,424  |
| Georgia Archives                                       | \$4,464,213  | \$76,676                      | \$4,540,889  |
| Georgia Cyber Innovation and Training Center           | \$2,327,175  | \$104,338                     | \$2,431,513  |
| Georgia Research Alliance                              | \$5,110,865  | \$17,217                      | \$5,128,082  |
| Georgia Tech Research Institute                        | \$7,037,113  | \$112,925                     | \$7,150,038  |
| Marine Institute                                       | \$1,126,088  | \$33,038                      | \$1,159,126  |
| Marine Resources Extension Center                      | \$1,723,494  | \$49,035                      | \$1,772,529  |
| MCG Hospitals and Clinics                              | \$44,525,290   | \$1,511,566                   | \$46,036,856   |
| Public Libraries                                       | \$46,886,944   | \$3,345,810                   | \$50,232,754   |
| Public Service/Special Funding Initiatives             | \$39,988,670   | (\$954,079)                   | \$39,034,591   |
| Regents Central Office-B                               | \$10,991,274   | \$341,624                     | \$11,332,898   |
| Skidaway Institute of Oceanography-B                   | \$3,150,314  | \$65,208                      | \$3,215,522  |
| Veterinary Medicine Experiment Station                 | \$5,168,289  | \$114,210                     | \$5,282,499  |
| Veterinary Medicine Teaching Hospital                  | \$571,250  | \$20,605                      | \$591,855  |
| <b>Total Line Items</b>                                | <b>\$292,882,107</b>   | <b>\$7,614,208</b>            | <b>\$300,496,315</b>   |
| Georgia Commission on the Holocaust                    | \$614,133  | \$15,028                      | \$629,161  |
| Georgia Military College - Junior College              | \$3,849,591  | \$90,624                      | \$3,940,215  |
| Georgia Military College - Prep School                 | \$5,631,535  | \$266,010                     | \$5,897,545  |
| Georgia Public Telecom Commission                      | \$12,998,363   | \$275,605                     | \$13,273,968   |
| <b>Total Pass Through Organizations</b>                | <b>\$23,093,622</b>  | <b>\$647,267</b>              | <b>\$23,740,889</b>  |
| <b>Total Line Items and Pass Through Organizations</b> | <b>\$315,975,729</b>   | <b>\$8,261,475</b>            | <b>\$324,237,204</b>   |

| <b>Summary of University System of Georgia including Formula and Line Items and Pass Through Organizations</b> |  |                               |  |
|--|--|-------------------------------|--|
|  | <b>FY 2024<br/>Original Budget:<br/>State Appropriations</b> | <b>FY 2025<br/>Allocation</b> | <b>FY 2025<br/>Original Budget:<br/>State Appropriations</b> |
| Formula Funds (from previous page)   | \$2,868,895,190  | \$196,119,910                 | \$3,065,015,100  |
| Line Items and Pass Through Organizations  | \$315,975,729  | \$8,261,475                   | \$324,237,204  |
| <b>Total State Funds for the University System of Georgia</b>  | <b>\$3,184,870,919</b>                                       | <b>\$204,381,385</b>          | <b>\$3,389,252,304</b>                                       |

**APPENDIX IIIC**

**BOARD OF REGENTS OF THE UNIVERSITY SYSTEM OF GEORGIA  
FISCAL YEAR 2025 FINAL ALLOCATION OF STATE APPROPRIATIONS**

| <b>Special Funding Initiatives</b>  |                                    |                    |                                      |   |                        |                      |  |                                    |
|---|------------------------------------|--------------------|--------------------------------------|---|------------------------|----------------------|--|------------------------------------|
|   | <b>FY 2024<br/>Original Budget</b> | <b>Additions</b>   | <b>Cost of Living<br/>Adjustment</b> | <b>Teachers<br/>Retirement<br/>System</b> | <b>Health Benefits</b> | <b>Reductions</b>    | <b>Governor<br/>Disregards and<br/>Adjustments</b> | <b>FY 2025<br/>Original Budget</b> |
| Adrenal Center at Augusta University  | \$1,270,162                        | \$0                | \$6,326                              | \$957                                     | \$3,525                | \$0                  | \$0  | \$1,280,970                        |
| Augusta University Cancer Center  | \$10,953,894                       | \$0                | \$255,212                            | \$25,695                                  | \$74,735               | \$0                  | \$0  | \$11,309,536                       |
| Augusta University Mission Related  | \$3,277,524                        | \$0                | \$58,382                             | \$6,794                                   | \$17,649               | \$0                  | \$0  | \$3,360,349                        |
| Center for Rural Prosperity and Innovations at Abraham Baldwin Agricultural College               | \$1,605,043                        | \$500,000          | \$18,348                             | \$580                                     | \$6,937                | \$0                  | \$0  | \$2,130,908                        |
| Foster Youth Summer Program Pilot   | \$2,500,000                        | \$0                | \$0                                  | \$0                                       | \$0                    | \$0                  | \$0  | \$2,500,000                        |
| Georgia Center for Early Language and Literacy at Georgia College and State University            | \$2,551,443                        | \$0                | \$11,402                             | \$2,371                                   | \$4,053                | \$0                  | \$0  | \$2,569,269                        |
| Georgia Film Academy through a cooperative partnership between USG & TCSG                         | \$2,821,427                        | \$0                | \$55,730                             | \$5,597                                   | \$18,584               | \$0                  | \$0  | \$2,901,338                        |
| Georgia Institute of Technology Battery Lab   | \$500,000                          | \$0                | \$0                                  | \$0                                       | \$0                    | \$0                  | \$0  | \$500,000                          |
| Georgia Institute of Technology Rural Georgia Computer Science Pilot Program                      | \$1,400,000                        | \$750,000          | \$0                                  | \$0                                       | \$0                    | \$0                  | \$0  | \$2,150,000                        |
| Kennesaw State University - Georgia Youth Science and Technology Program                          | \$929,663                          | \$0                | \$13,375                             | \$2,645                                   | \$3,363                | \$0                  | \$0  | \$949,046                          |
| Middle Georgia University - Aviation Pathway Program  | \$3,391,877                        | \$1,608,122        | \$24,209                             | \$604                                     | \$5,297                | \$0                  | \$0  | \$5,030,109                        |
| Music Industry Archiving at the University of Georgia   | \$2,600,000                        | \$0                | \$0                                  | \$0                                       | \$0                    | (\$2,600,000)        | \$0  | \$0                                |
| Nursing Expansion Initiative  | \$1,200,000                        | \$0                | \$0                                  | \$0                                       | \$0                    | \$0                  | \$0  | \$1,200,000                        |
| University of Georgia -Center of International Trade and Security                                 | \$99,533                           | \$0                | \$0                                  | \$0                                       | \$0                    | \$0                  | \$99,533   | \$199,066                          |
| University of Georgia - David Ralston Center for Behavioral Health and Developmental Disabilities | \$0                                | \$1,504,000        | \$0                                  | \$0                                       | \$0                    | \$0                  | \$0  | \$1,504,000                        |
| University System Office - Legal Clinics  | \$0                                | \$1,450,000        | \$0                                  | \$0                                       | \$0                    | \$0                  | \$0  | \$1,450,000                        |
| Governor Disregards held at University System Office  | \$4,888,104                        | \$0                | \$0                                  | \$0                                       | \$0                    | \$0                  | (\$4,888,104)                                      | \$0                                |
| <b>Total Special Funding Initiatives</b>  | <b>\$39,988,670</b>                | <b>\$5,812,122</b> | <b>\$442,984</b>                     | <b>\$45,243</b>                           | <b>\$134,143</b>       | <b>(\$2,600,000)</b> | <b>(\$4,788,571)</b>                               | <b>\$39,034,591</b>                |

**APPENDIX IV**

**BOARD OF REGENTS OF THE UNIVERSITY SYSTEM OF GEORGIA  
FY 2025 CAPITAL BUDGET**

| PROJECT   | AMOUNT                |
|---|-----------------------|
| <b>Construction Funds:</b>  |                       |
| Albany State University - Renovation - Billy C. Black Building (East)                                   | \$ 8,700,000          |
| College of Coastal Georgia - Nursing and Health Science Addition (Brunswick)                            | 13,000,000            |
| Georgia College & State University - Integrated Science Complex - Herty Hall Renovation                 | 5,500,000             |
| Middle Georgia State University - Eastman Campus Expansion  | 5,335,000             |
| University of West Georgia - Pafford Building Renovation  | 14,400,000            |
| <b>Total Construction Funds</b>   | <b>46,935,000</b>     |
| <b>Design and Construction Funds:</b>   |                       |
| Georgia Gwinnett College - Building A HVAC Renewal and Central Core Renovation                          | 16,100,000            |
| Savannah State University - Campuswide HVAC renewal   | 7,000,000             |
| University of Georgia - Science & Ag Hill Modernization, Infrastructure Upgrades 2                      | 8,500,000             |
| <b>Total Design and Construction Funds</b>  | <b>31,600,000</b>     |
| <b>Planning and Design Funds:</b>   |                       |
| Clayton State University - Renovation of Harry Downs building for Nursing and Dental Hygiene            | 1,000,000             |
| Georgia Highlands College - Lakeview Nursing and Dental Hygiene Renovation (Rome)                       | 900,000               |
| Georgia Southwestern State University - Natural Sciences Laboratory Replacement                         | 1,600,000             |
| University of Georgia - Science and Ag Hill Modernization Ph. III - Poultry Science Building Renovation | 2,300,000             |
| <b>Total Planning and Design Funds</b>  | <b>5,800,000</b>      |
| <b>Small Capital Funds:</b>   |                       |
| Abraham Baldwin Agricultural College - Renovation of Chambliss Hall                                     | 2,900,000             |
| Augusta University - Renovations to Interdisciplinary Research Building (Health Sciences)               | 5,000,000             |
| Columbus State University - Partial Renovation of Davidson Student Center (Main)                        | 4,800,000             |
| East Georgia State College - Primary Electrical Distribution Upgrade                                    | 2,700,000             |
| Georgia Institute of Technology - 10th Street Chiller Replacements                                      | 5,000,000             |
| Georgia Southern University - College of Business Renovation (Statesboro)                               | 5,000,000             |
| Gordon State College - Campuswide HVAC and Electrical Systems Renewal                                   | 4,000,000             |
| Valdosta State University - Partial Renovation, Fine Arts Building                                      | 5,000,000             |
| <b>Total Small Capital Funds</b>  | <b>34,400,000</b>     |
| <b>Georgia Public Libraries:</b>  |                       |
| Major Repairs and Renovations   | 3,000,000             |
| Technology Grants   | 2,000,000             |
| Northeast Georgia Regional Library - White County Public Library - Cleveland                            | 3,000,000             |
| Azalea Regional Library - Morgan County Library   | 1,114,000             |
| Satilla Regional Library - Douglas-Coffee County Library  | 900,000               |
| Sara Hightower Library System - Cedartown Library   | 900,000               |
| Westtown Library - Dougherty County   | 900,000               |
| Appleby Branch Library - Augusta-Richmond County  | 900,000               |
| <b>Total Georgia Public Libraries</b>   | <b>12,714,000</b>     |
| <b>USG Capital Outlay Total</b>   | <b>131,449,000</b>    |
| <b>Pass Through Organizations:</b>  |                       |
| Georgia Research Alliance   | 3,000,000             |
| Georgia Military College  | 1,956,800             |
| <b>Total Pass Through Organizations</b>   | <b>4,956,800</b>      |
| <b>Total Capital Projects</b>   | <b>\$ 136,405,800</b> |

**AGENDA**  
**COMMITTEE OF THE WHOLE: ACADEMIC AFFAIRS**  
**April 16, 2024**

|                    |                 |
|--------------------|-----------------|
| <b>Agenda Item</b> | <b>Page No.</b> |
|--------------------|-----------------|

---

**ACTION ITEMS**

**I. Academic Programs**

**New Program Requests**

- |  |    |
|--|----|
| 1. Establishment of a Bachelor of Business Administration with a Major in General Business, East Georgia State College       | 2  |
| 2. Establishment of a Master of Professional Accountancy, University of Georgia  | 6  |
| 3. Establishment of a Doctor of Philosophy with a Major in Neuroscience and Neurotechnology, Georgia Institute of Technology | 10 |

**Termination Requests**

- |                                |    |
|--------------------------------|----|
| 4. Columbus State University   | 15 |
| 5. Georgia Southern University | 15 |
| 6. Kennesaw State University   | 15 |

**II. Institutional Mission Statements**

- |                              |    |
|------------------------------|----|
| 7. Kennesaw State University | 17 |
|------------------------------|----|

**CONSENT ITEMS**

**III. Named/Endowed Faculty Positions**

- |  |    |
|--|----|
| 8. Establishments of Endowed Positions | 18 |
| 9. Named Faculty Positions             | 23 |

- |   |           |
|---|-----------|
| <b>IV. Extension of University System of Georgia Test Optional Waiver</b> | <b>28</b> |
|---|-----------|

**I. Academic Programs****New Program Requests****1. Establishment of a Bachelor of Business Administration with a Major in General Business, East Georgia State College**

**Recommended:** That the Board approve the request from President David Schecter that East Georgia State College be authorized to establish a Bachelor of Business Administration with a Major in General Business, effective spring 2025.

**Degree Name/Classification of Instructional Program/Modality:**

Bachelor of Business Administration with a Major in General Business

52.010101 Business/Commerce, General

On Campus or Online (Asynchronous)

**System and Institutional Context****System-Wide/Strategic Plan Context (within mission fit):**

The program will address the workforce needs of the region through industry collaboration to develop real world experiences in the form of internships and work integrated learning. Students will be required to participate in a structured career professional development program with engagement with local businesses. An integral part of the curriculum is the inclusion of optional concentrations provided through collaboration with eCampus and the Georgia FinTech Academy. Students will complete either the general business pathway or one of the optional concentrations. The four optional concentrations that will initially be offered include Organizational Leadership, Health Care Administration, Office Administration and Technology, and Financial Technology. Additional concentrations will be added once the MOUs are in place for the WIRC program, Data Analytics, and the Georgia Film Academy.

**Institutional Mission Fit:**

The Bachelor of Business Administration will extend the existing offering of the Associate of Science in Business Administration, which is the largest discipline specific academic program with 319 students in Fall 2023 and 37 degrees conferred in FY23. This program offering is a key component of our strategic enrollment management plan targeted at not only attracting new students, but more importantly, retaining existing students.

EGSC currently offers two bachelor's degrees through eCampus; this BBA would be their first on campus bachelor's degree offering.

**Need/Workforce Context**

The College engaged Hanover Research to conduct a program needs assessment for our region; the following are key findings from the report:



- A. Unlike the overall trend, state colleges and regional comprehensive universities are enjoying higher-than-average conferral growth for business bachelor's degrees in the surrounding regions.
- B. Graduates of a business program should enter a robust labor market in the EGSC local region. Employment of business-related occupations is projected to grow 16% over the next decade, faster than the overall growth of 11% in the local region.
- C. The EGSC local region is expected to see a high employment deficit of General and Operations Managers over the next ten years.
- D. The EGSC local region job postings for business occupations typically require a bachelor's degree. Over 80% of job postings from the prior year requested a bachelor's degree.

#### **Labor Market/Career Placement Outlook/Salary:**

| <b>Occupation</b>   | <b>O*Net<sup>1</sup></b> | <b>Current Employment</b> | <b>% Growth</b> | <b>Average Salary (O-Net data)</b> | <b>Future Earnings Potential (O-Net data)</b> |
|---|--------------------------|---------------------------|-----------------|------------------------------------|---|
| 11-1021, General and Operations Managers                    | Bright                   | 75,860                    | 17.10%          | \$85,980                           | \$210,920                                     |
| 11-3012, Administrative Services Managers                   | Bright                   | 230                       | 13.00%          | \$95,120                           | \$189,030                                     |
| 11-3051, Industrial Production Managers                     | Average                  | 4,160                     | 12.00%          | \$122,200                          | \$195,390                                     |
| 11-3071, Transportation, Storage, and Distribution Managers | Bright                   | 4,870                     | 19.10%          | \$101,230                          | \$178,850                                     |

<sup>1</sup>National Center for O\*NET Development. *O\*NET OnLine*. Retrieved from <https://www.onetonline.org/>

## **Curriculum**

### **Learning Outcomes**

1. Students will demonstrate a functional knowledge of business administration concepts.
2. Students will leverage analytical skills and technology to make data-driven decisions.
3. Students will develop effective communication and interpersonal skills.
4. Students will apply ethical principles to business decisions in a global context.
5. Students will gain practical experience through work-integrated learning.

**Experiential Opportunities (High Impact Practices):**

As the only on campus baccalaureate degree, this program would significantly increase opportunities for EGSC students in experiential learning through internships, service-learning, and collaborative team-based assignments as well as global learning through USG Goes Global study abroad programs and required coursework in international business/communications.

**Assessment Plan:**

The program learning outcomes will be assessed in accordance with the current program assessment process at EGSC. Additional assessment of student learning will take place using the ETS Major Field Test in Business as a graduation requirement. Pre and post assessments may be conducted through an EGSC developed instrument. Employment and graduate school placement rates will also be monitored.

**Implementation****Enrollment Forecast:**

|   | Year 1 | Year 2 | Year 3 | Year 4 |
|---|--------|--------|--------|--------|
| Fiscal Year (Fall to Summer)                        | FY25   | FY26   | FY27   | FY28   |
| Base enrollment <sup>1</sup>                        |        | 30     | 50     | 68     |
| Lost to Attrition (should be negative)              |        | -15    | -22    | -27    |
| New to the institution                              | 20     | 30     | 40     | 50     |
| Shifted from Other programs within your institution | 10     | 15     | 15     | 15     |
| <b>Total Enrollment</b>                             | 30     | 60     | 83     | 106    |
| Graduates   | 0      | -10    | -15    | -30    |
| Carry forward base enrollment for next year         | 30     | 50     | 68     | 76     |

**Pipeline:**

They expect many students who pursue the AS Business Administration will continue to the BBA, and new students to East Georgia will come specifically for the BBA.

**Marketing Plan:**

Primary marketing of the program will take place in conjunction with promotion of all EGSC programs to high school students. Additional promotion will take place within the current EGSC student population to ensure AS students are fully aware of this option to complete a bachelor's degree. The program will also be marketed to prospective non-traditional students. Adult learners, and/or those returning to college after a break, will be able to transfer in up to

15 hours of general electives, regardless of their prior course of study. Credit for prior learning will also be an option for many of the introductory level business courses and/or courses in the concentrations.

**Financial Impacts:**

Existing faculty and staff who support the AS in Business Administration will also support this program. They anticipate the need for three new full-time faculty (staggered for hire in years 2 – 4) and will use part-time faculty until the enrollment supports the hire of the full-time faculty.

**Facility Impacts:**

One classroom would be converted to a computer lab, paid for through federal grant funds the institution has already been awarded.

**Technology Impacts:**

The computers needed for the extra computer classroom will be purchased through the aforementioned grant.

## **2. Establishment of a Master of Professional Accountancy, University of Georgia**

**Recommended:** That the Board approve the request from President Jere Morehead that University of Georgia be authorized to establish a Master of Professional Accountancy, effective fall 2025.

### **Degree Name/Classification of Instructional Program/Modality:**

Master of Professional Accountancy

CIP 52.030101 Accounting

Online (Asynchronous)

### **System and Institutional Context**

#### **System-Wide/Strategic Plan Context (within mission fit):**

The MPAcc program will not only meet a number of needs in the State's economy but will also offer an affordable, accessible, and quality program to working professionals who wish to improve their chances of lifelong success, thereby advancing the state, nation, and world.

More specifically, the MPAcc program, while addressing all strategic goals in the USG's 2024 strategic plan (student success, stewardship, economic competitiveness, and community impact), will most directly address the first three goals. First, the MPAcc will eliminate both time and economic barriers that might otherwise prevent experienced professionals from gaining additional accounting education. As an online, asynchronous program, professionals can complete the coursework according to their schedule. Second, the MPAcc program will not only be internally efficient from a cost perspective but will also be offered at a tuition rate that is lower than most competing programs. In other words, MPAcc students will receive world-class instruction at a reasonable price, at minimal cost to the USG and UGA. Third, the MPAcc program directly addresses the USG's economic competitiveness goal by providing students with readily marketable, high-demand accounting skills and knowledge. These skills are highly sought after by a wide variety of employers, offering graduates lifelong opportunity as well as economic security.

#### **Institutional Mission Fit:**

The MPAcc will provide the necessary knowledge, skills, and expertise for graduates in the high-demand area of accounting, including data analytics, financial and managerial accounting, and taxation. One of the missions of UGA is its commitment to excellence in public service, economic development, and technical assistance activities designed to address the strategic needs of the state of Georgia. This program will provide a well-trained workforce in a critical economic area, thus expanding the pipeline for accounting professionals in the state and benefiting employers and employees alike. The development of the MPAcc program also aligns well with the larger goal of establishing the University of Georgia as a leader in the field, expanding employment opportunities across the state. The program will allow students from both rural and urban areas to pursue a graduate education from the state's flagship institution at a small cost, both in terms of tuition and time away

from employment. As such, the program will expand opportunities for a diverse range of students, including first generation and rural students as well as students from outside the state wishing to earn a degree from a top accounting program.

### **Need/Workforce Context**

This proposal is the result of a market research study indicating significant demand for an online Master of Accounting program for experienced professionals without an undergraduate accounting degree. There is no other comparable program in the USG. Other accounting master's programs at UGA or other USG schools require an undergraduate accounting degree or substantial undergraduate accounting prerequisites.

Based on a market analysis conducted for Terry and Tull by Hanover Research, the proposed program aligns well with local, regional, state, and national talent demands and workforce strategies. Per Hanover, "labor demand for accounting-related positions is considerable and stable. Employment growth for accounting-related positions is expected to be higher than average in Georgia and across the Southeast region in the next decade." The market is strongest for accountants and auditors, which represent the largest number of workers by far. The [Association of International Certified Professional Accountants \(AICPA\)](#) reports that a considerable proportion of new staff hired into accounting or finance functions of American CPA firms come from outside of the field of accounting, with 19% of hires having a master's degree in accounting and 33% holding a bachelor's degree in accounting, with other hires coming from other business- or finance-related fields.

### **Labor Market/Career Placement Outlook/Salary:**

| <b>Occupation</b>  | <b>O*Net<sup>1</sup></b> | <b>Current Employment</b>     | <b>% Growth</b>                           | <b>Average Salary (O-Net data)</b> | <b>Experienced Salary (O-Net data)</b>   |
|--------------------|--------------------------|-------------------------------|---|------------------------------------|--|
| Accountant/Auditor | Bright Outlook           | 35,860 (GA)<br>1,392,200 (US) | 16% (GA Long-Term)<br>6.9% (US Long-Term) | \$74,700 (GA)<br>\$77,250 (US)     | \$128,530 (GA Avg)<br>\$128,970 (US Avg) |

<sup>1</sup>National Center for O\*NET Development. *O\*NET OnLine*. Retrieved from <https://www.onetonline.org/>

### **Curriculum**

#### **Learning Outcomes**

Upon or soon after graduation, MPAcc graduates should be able to:

1. Demonstrate broad educational preparation for careers in business.
2. Demonstrate technical competence in:
  - a. Financial accounting, reporting and analysis.
  - b. Accounting systems and auditing.
  - c. Income taxation.

3. Demonstrate competence in research, written communication, and oral communication skills.
4. Demonstrate success in early stages of their business and accounting careers.

### **Experiential Opportunities (High Impact Practices):**

Students will be assigned group assignments and projects in several of the courses in the program. While the program is online and asynchronous, the course platforms used by UGA are sufficient to support these collaborative assignments and projects. For example, in the tax courses, students will be asked to complete tax return projects, including tax returns, Excel workpapers, and similar deliverables as a group to foster teamwork and to simulate the working environment in many accounting firms and corporate tax departments. Similarly, students in audit courses will be assigned group projects to practice important audit concepts and utilize analytical tools and software to simulate projects assigned to staff auditors as part of a financial statement audit. Similar collaborations experiences will be woven into other courses throughout the curriculum in both required courses and electives.

### **Assessment Plan:**

Outcomes for graduates of the program will be assessed using the following measures:

- Survey of graduating MPAcc students (annually)
- Survey of alumni (every three years)
- Survey of employers (every three years)
- Success of students in obtaining positions in accounting and business (annually)
- Salaries of students seeking employment upon graduation with MPAcc degree (annually)

### **Implementation**

#### **Enrollment Forecast:**

|   | Year 1  | Year 2  | Year 3  | Year 4  |
|---|---------|---------|---------|---------|
| Fiscal Year (Fall to Summer)                        | 2024-25 | 2025-26 | 2026-27 | 2027-28 |
| Base enrollment <sup>1</sup>                        |         | 0       | 0       | 0       |
| Lost to Attrition (should be negative)              |         |         |         |         |
| New to the institution                              | 20      | 25      | 30      | 30      |
| Shifted from Other programs within your institution | 0       | 0       | 0       | 0       |
| <b>Total Enrollment</b>                             | 20      | 25      | 30      | 30      |
| Graduates   | (20)    | (25)    | (30)    | (30)    |

|   |   |   |   |   |
|---|---|---|---|---|
| Carry forward base enrollment for next year | 0 | 0 | 0 | 0 |
|---|---|---|---|---|

This program is designed to be completed in one year.

**Pipeline:**

The Master of Professional Accountancy (MPAcc) at the University of Georgia allows working professionals with non-accounting undergraduate degrees to earn a graduate degree in accounting from a top-tier program in as little as one year without interrupting their lives. With courses delivered entirely online, students can continue to work full-time while preparing to take the next step in their career, including becoming CPA exam eligible. By pairing core accounting coursework with relevant electives, students can customize their MPAcc experience to suit their professional experience and career goals.

**Marketing Plan:**

The department will use its existing partnership with Carnegie to do digital marketing for the new MPAcc program. Faculty will also utilize social media, contacts with alumni, advisory board members, and current employers to market the program. The Tull School of Accounting and Terry College of Business have existing efforts to increase underrepresented student populations in business education in place and will build on these efforts to market and recruit for the MPAcc program. In addition, given the 2 years post-baccalaureate work experience requirement, the MPAcc will, by definition, target adult learners.

**Financial Impacts:**

No new faculty positions are required; eleven existing faculty will each teach one course in this program. One additional staff member may become necessary as enrollment increases.

**Facility Impacts:** None (online program)

**Technology Impacts:** None

3. **Establishment of a Doctor of Philosophy with a Major in Neuroscience and Neurotechnology, Georgia Institute of Technology**

**Recommended:** That the Board approve the request from President Ángel Cabrera that Georgia Institute of Technology be authorized to establish a Doctor of Philosophy with a Major in Neuroscience and Neurotechnology, effective summer 2025.

**Degree Name/Classification of Instructional Program/Modality:**

Doctor of Philosophy with a Major in Neuroscience and Neurotechnology

CIP 26.150100 Neuroscience

On Campus

**System and Institutional Context**

**System-Wide/Strategic Plan Context (within mission fit):**

The USG Strategic Plan 2029 includes a Student Success goal and a Community Impact goal. The Ph.D. with a Major in Neuroscience and Neurotechnology aims to be at the forefront of innovation, developing new technologies that not only impact the economy, but also individual quality of life, most especially for those with neuro challenges that affect the brain and/or nervous system. Therefore, this proposed degree is directly aligned with the USG Strategic Plan 2029.

**Institutional Mission Fit:**

As stated in the Georgia Tech mission, we are “committed to developing leaders who advance technology and improve the human condition.” This focus on improving the lives of people globally through technological breakthroughs naturally aligns Georgia Tech with the discipline of neuroscience.

As the vision and mission of Georgia Tech becomes realized, this will naturally create a university uniquely able to deliver on the goals of the future of neuroscience. This vision and mission are achieved by ongoing efforts to recruit the best in science and engineering to the Institute that can teach and lead research in exciting new frontiers. This drive will naturally provide new training opportunities for students both in the classroom and in research.

**Need/Workforce Context**

Neuroscience is generating new products, such as functional electrical stimulation as common means for rehabilitation and pain relief, and neuro-inspired products such as improved voice recognition systems, which directly translate into sales and jobs. The breadth of employment opportunities can be further appreciated from the list of major branches of modern neuroscience: computational neuroscience, neuroengineering, cultural and social neuroscience, neuroimaging, cognitive and behavioral neuroscience, developmental



neuroscience, neurolinguistics, etc. To that end, employment opportunities for neuroscientists are surging. According to the U.S. Bureau of Labor Statistics (BLS), jobs for medical scientists, including neuroscientists, are projected to grow by 17% between 2020 and 2030, which is faster than the average for all occupations. A larger and aging population, increased rates of several chronic conditions, expansion of technology, and a growing reliance on pharmaceuticals are all factors that are expected to increase demand for neuroscientists. According to the U.S. Bureau of Labor Statistics, the median annual salary earned by medical scientists, the category under which neuroscientists fall, was \$91,510 in 2020. Those classified under the scientific research and development services industry have an average annual salary of \$104,310.

Neuroscientists improve lives by developing interventions such as medication, rehabilitation, and neuromodulation to treat patients with neurological disorders. They must possess a Ph.D. or M.D. to engage in clinical work, direct academic research, or lead research and development in public and private sectors.

There is a growing demand for neuroscience across many industries.

#### **Labor Market/Career Placement Outlook/Salary:**

| <b>SOC-CODE</b> | <b>Occupation</b>                            | <b>O*Net<sup>1</sup></b> | <b>Current Employment</b> | <b>% Growth</b> | <b>Average Salary</b><br>(O-Net data) | <b>Future Earnings Potential</b><br>(O-Net data) |
|-----------------|--|--------------------------|---------------------------|-----------------|---------------------------------------|--|
| 11-9121         | Natural Sciences Managers                    | Bright outlook           | 86,300                    | 5%              | \$154,000                             | \$239,200  |
| 19-1029         | Biological Scientists, All Other             |                          | 60,400                    | 4%              | \$95,200                              | \$155,570  |
| 19-1042         | Medical Scientists, Except Epidemiologists   | Bright outlook           | 119,000                   | 10%             | \$127,400                             | \$170,260  |
| 15-2051         | Data Scientists                              | Bright outlook           | 168,900                   | 35%             | \$134,000                             | \$174,790  |
| 15-1221         | Computer and Information Research Scientists | Bright outlook           | 36,500                    | 23%             | \$124,000                             | \$232,010  |

### **Curriculum**

#### **Learning Outcomes**

- Demonstrate knowledge of the integration of the nervous system with the organism, and how it relates to behavior.
- Ability to apply statistical principles to scientific data, and use code to analyze data.
- Demonstrate recognition and comprehension of concepts in neurophysiology that can be leveraged for discovery.

- Demonstrate knowledge of the history of the field and development of scientific theories in neuroscience.
- Demonstrate knowledge of modern advances in neuroscience and neurotechnology.
- Ability to integrate technological approaches to solve scientific problems; utilization of methodologies to support discovery.
- Ability to propose and develop informed hypotheses and experimentation.

### **Experiential Opportunities (High Impact Practices):**

- First-year Experiences – students in the program will engage in a cohort model that keeps them in academic curriculum and professional development activities together in their first year, to develop a stronger sense of community.
- Common Intellectual Experiences – all students in the program will take part in seminars and professional development throughout their time in the program.
- Collaborative assignments and projects – in their academic curriculum, students will be engaged in group projects that focus on data collection and analysis, which will develop their skills to support collaboration in their thesis projects.
- Diversity/Global Learning – students will be required to have an academically diverse committee, inclusive of scientists and engineers or computer scientists, along with identifying collaborations that can allow them the ability to expand their intellectual engagement. This can involve collaborators from other countries.
- Internships – Students will be able to identify potential corporate partners to engage in internships that may support their thesis research.

### **Assessment Plan:**

All academic programs at Georgia Tech are subject to assessment using the Assessment Planning and Reporting Template for Academic Programs provided by the Office of Academic Effectiveness. This provides a process to promote continued program improvement by relating Expected Outcomes to (1) Appropriate Measures, (2) Acceptable Targets, (3) Collection, Analysis, and review of Results, and (4) Use of Results to Improve Outcomes.

Outcomes for students will be assessed based on in-person exit interviews with the Program Director and analyses conducted by the Academic Program Coordinator to determine attrition rates, placement rates and starting salaries. This will be combined with the Institute's online survey of graduates. The results of these interviews and surveys are important components of the continuous program improvement plan.

### **Implementation**

### **Enrollment Forecast:**

|   | Year 1  | Year 2  | Year 3  | Year 4  |
|---|---------|---------|---------|---------|
| Fiscal Year (Fall to Summer)                        | 2025-26 | 2026-27 | 2027-28 | 2028-29 |
| Base enrollment <sup>1</sup>                        |         | 10      | 19      | 30      |
| Lost to Attrition (should be negative)              |         | -1      | -1      | -1      |
| New to the institution                              | 0       | 10      | 12      | 16      |
| Shifted from Other programs within your institution | 10      | 0       | 0       | 0       |
| <b>Total Enrollment</b>                             | 10      | 19      | 30      | 45      |
| Graduates   | 0       | 0       | 0       | 5       |
| Carry forward base enrollment for next year         | 10      | 19      | 30      | 40      |

### Pipeline:

The student demand for Ph.D. training in neuroscience is very high. According to the National Center for Educational Statistics, during 2016-2017, universities in the state of Georgia conferred 218 undergraduate degrees in neuroscience (Agnes Scott College, 10; Emory University, 127; Georgia State University, 78; Mercer University, 3). Georgia Tech's new undergraduate in Neuroscience presently has over 300 majors and is expected to grow to ~400 majors by 2022. This will contribute ~80 additional B.S. graduates to the state's production each year. Georgia Tech is positioned to grow in this area by offering a unique Ph.D. program to keep and train exceptional students in the state of Georgia and take advantage of the private sector and national funding efforts.

### Marketing Plan:

Students will be recruited to the program to initiate study in fall 2025. Students currently enrolled in other doctoral programs at Georgia Tech will be permitted to change their major to Neuroscience starting summer 2025.

The program recruitment will be led by a dedicated 0.5 FTE Academic Program Manager hired for the Neuroscience Ph.D. program. The participating schools run vibrant graduate recruiting programs based on advertising the program nationally to target B.S. majors in, for example, neuroscience, psychology, and biology. The program will recruit at undergraduate-serving conferences, including those that attract significant numbers of minority students (e.g., SACNAS).

### Financial Impacts:

All classes will be cross-listed with existing courses. Existing faculty and staff will be used; a .33 FTE academic program coordinator is being requested as new.

**Facility Impacts:** None; using existing resources.

**Technology Impacts:** None.

## **Termination Requests**

### **4. Columbus State University**

**Recommended:** That the Board approve the request of President Stuart Rayfield that Columbus State University (“CSU”) be approved to terminate the following degree programs effective Summer 2024.

- a. Master of Arts with a Major in History (CIP Code 54010101)
- b. Bachelor of Arts with a major in Mathematics (CIP Code 27010101)
- c. Bachelor of Science in Education with a major in Health, Physical Education (CIP Code 13131401)
- d. Bachelor of Science with a major in Exercise Science (CIP Code 31050501)

**Abstract:** As part of an overall review process of deactivated programs, Columbus State is requesting termination of the above programs. The MA in History was originally deactivated due to low enrollments and has had no students enrolled since spring 2021. The BA in Mathematics was consolidated with the BS in Mathematics in fall 2020. The BSEd in Health, Physical Education and the BS in Exercise Science were consolidated in spring 2019 to create a then new BS Kinesiology.

### **5. Kennesaw State University**

**Recommended:** That the Board approve the request of President Kathy Schwaig that Kennesaw State University be approved to terminate the following degree programs effective Summer 2024.

- a. Bachelor of Science with a Major in Mathematics Education (CIP Code 13131101)

**Abstract:** In Spring 2018, Kennesaw State University consolidated their secondary teacher education programs into a single BSEd in Secondary Education. The other programs that were consolidated (biology education, chemistry education, and physics education) were terminated at that time, but this program remained while students were completing their program of study. There have been no students in this disagree since spring 2020.

### **6. Georgia Southern University**

**Recommended:** That the Board approve the request of President Kyle Marrero that Georgia Southern University be approved to terminate the following degree programs effective Summer 2024.

- a. Bachelor of Science in Public Health with a Major in Health Education and Promotion (CIP Code 51.220701)
- b. Specialist in Education with a Major in Educational Leadership (CIP Code 13.040101)

**Abstract:** These degrees are being proposed for termination due to lack of enrollment. The BS in Public Health program has had no students since spring 2021 when the program was restructured, and the Educational Leadership program has had no students since spring 2020.

## **II. Mission Statement Reaffirmation**

### **7. Kennesaw State University**

**Recommended:** That the Board approve the request by President Kathy Schwaig that Kennesaw State University (KSU) revise its institutional mission statement, effective immediately.

**Abstract:** Culminating from work related to a new university strategic plan, KSU's proposed new mission state was informed by the work of the strategic planning committee, as well as feedback from the community and other external stakeholders and shared Governance groups. The proposed mission is in alignment with Board Policy 2.8, which requires institutional missions align with both the overall University System of Georgia mission as well as the specific requirements for comprehensive universities.

**Current Mission Statement:** At Kennesaw State, we serve as a powerful example of the impact a student-centered, research-driven university education can deliver. We help students succeed through exploration, collaboration, and rigor, uniting a diverse spectrum of backgrounds and talents. At KSU, students become the individuals who people want as colleagues and leaders.

**Proposed Mission Statement:** Kennesaw State University transforms lives through academic excellence, innovative research, strong community partnerships, and economic opportunity. We empower our students to become thought leaders, lifelong learners, and informed global citizens by cultivating an inclusive environment that encourages free expression and civil discourse.

### **III. Named/Endowed Faculty Positions**

#### **8. Establishments**

##### **Ark Professorship**

**Recommended:** That the Board approve the request of President Jere Morehead that University of Georgia be authorized to establish the Ark Professorship, effective April 16, 2024.

**Abstract:** The University of Georgia Foundation has verified funding sufficient to establish the endowed position as required by the Board of Regents 8.3.2.3. The University of Georgia Foundation has confirmed the funds available to support the establishment of \$773,409.

**Rationale:** The Terry College of Business has completed arrangements for funding the Ark Professorship.

The source of funding is a gift from Ryan D. Katz and Amy J. Katz through an affiliated group "Route 66 Investments LLC," in addition to matched funds from the University of Georgia Foundation and the Terry College of Business. Ryan and his wife, Amy, met at the University of Georgia in 1993, where Ryan later received a EBA in Finance from the Terry College of Business. He currently serves as a Board member for the Hoffman Institute, UGA's Terry College of Business Dean's Advisory Council, UGA's Terry College of Business Alumni Board (Emeritus), and across five different portfolio companies at Route 66 Ventures. Since 2020, the venture capital team has focused on the Digital Health & Wellness market, to invest in idea-driven, technology companies that will change the world in positive ways and impact people's lives.

The person named should be qualified for tenure on appointment at the full or associate professor level or, with approval from the Provost, be a currently tenured full or associate professor at the University. He or she must have an outstanding record in externally funded research and/or scholarly publications.

##### **Sara and Dan Boyd Professorship**

**Recommended:** That the Board approve the request of President Jere Morehead that University of Georgia be authorized to establish the Sara and Dan Boyd Professorship, effective April 16, 2024.

**Abstract:** The University of Georgia Foundation has verified funding sufficient to establish the endowed position as required by the Board of Regents 8.3.2.3. The University of Georgia Foundation has confirmed the funds available to support the establishment of \$1,025,596.

**Rationale:** The Terry College of Business has completed arrangements for funding the Sara and Dan Boyd Professorship.

The fund is being established by Sally Boyd in honor of her parents, Sara and Dan Boyd. Dan, who received his BBA from the University of Georgia in 1948 and then went on to become a Naval



Officer and successful businessman, was a proud UGA graduate and loyal bulldog fan. Sally greatly values education and the impact that has for current and future generations.

The person named should be qualified for tenure on appointment at the full or associate professor level or, with approval from the Provost, be a currently tenured full or associate professor at the University. He or she must have an outstanding record in externally funded research and/or scholarly publications.

### **W. Richard and Emily Acree Professor**

**Recommended:** That the Board approve the request of President Jere Morehead that University of Georgia be authorized to establish the W. Richard and Emily Acree Professor endowed position, effective April 16, 2024.

**Abstract:** The University of Georgia Foundation has verified funding sufficient to establish the endowed position as required by the Board of Regents 8.3.2.3. The University of Georgia Foundation has confirmed the funds available to support the establishment of \$1,348,157.

**Rationale:** The Terry College of Business has completed arrangements for funding the W. Richard and Emily Acree Professor endowed position.

Emily and Richard Acree met while attending the University of Georgia and have been avid supporters of the Terry College; Richard served on the University's Foundation Board of Directors, retiring with emeritus status.

The person named should be qualified for tenure on appointment at the full or associate professor level or, with approval from the Provost, be a currently tenured full or associate professor at the University. He or she must have an outstanding record in externally funded research and/or scholarly publications. Preference will be given for those who teach and/or perform research in the areas of marketing, management, entrepreneurship, and/or finance.

### **Karen W. and Daniel J. King Distinguished Professor of Advertising**

**Recommended:** That the Board approve the request of President Jere Morehead that University of Georgia be authorized to establish the Karen W. and Daniel J. King Distinguished Professor of Advertising, effective August 1, 2024.

**Abstract:** The University of Georgia Foundation has verified funding sufficient to establish the endowed position as required by the Board of Regents 8.3.2.3. The University of Georgia Foundation has confirmed the funds available to support the establishment of \$720,427.

**Rationale:** The Grady College of Journalism and Mass Communication has completed arrangements for funding the Karen W. and Daniel J. King Distinguished Professor of Advertising.

Karen King, who retired from her faculty role in 2020, previously served as the advertising and public relations department head for Grady College of Journalism and Mass Communication. Her research centers around health communication and advertising industry issues and, prior to Grady College, she worked as a media planner, research supervisor for FCV Communications, Inc., and a visiting researcher for the Centers for Disease Control and Prevention.

This distinguished professorship is being created to help support the continue research and scholarship in advertising in the Advertising and Public Relations department; it will ensure that there will be senior advertising scholars on the faculty to benefit students and the department.

### **Robert R Nesbit, Jr., MD and Charles H Wray, MD Chair in Surgery**

**Recommended:** That the Board approve the request of President Brooks Keel that Augusta University be authorized to establish the Robert R Nesbit, Jr., MD and Charles H Wray, MD Chair in Surgery, effective April 16, 2024.

**Abstract:** The Medical College of Georgia Foundation has verified funding sufficient to establish the endowed position as required by the Board of Regents 8.3.2.3. The Medical College of Georgia Foundation has confirmed the funds available to support the establishment of \$619,503.86.

**Rationale:** The Medical College of Georgia (MCG) has completed arrangements for funding the Robert R Nesbit, Jr., MD and Charles H Wray, MD Chair in Surgery.

This chair is established by longtime MCG vascular surgeons Drs. Charles H. Wray and Robert R. Nesbit, Jr. who share a passion for helping people, along with a love of MCG, surgery, and teaching. The position is intended to support the efforts of the MCG Department of Surgery residency program.

### **Kellett Distinguished Chair of Allied Health Sciences**

**Recommended:** That the Board approve the request of President Brooks Keel that Augusta University be authorized to redesignate the existing Kellett Chair of Allied Health Sciences to establish an endowed Distinguished Chair, effective April 16, 2024.

**Abstract:** The Medical College of Georgia Foundation has verified funding sufficient to establish the endowed position as required by the Board of Regents 8.3.2.3. The Medical College of Georgia Foundation has confirmed the funds available to support the establishment of \$1,037,224.82.

**Rationale:** The redesignation elevates the position based on the overall value of the fund.

**William S. Hagler, MD Distinguished Chair of Ophthalmology**

**Recommended:** That the Board approve the request of President Brooks Keel that Augusta University be authorized to redesignate the existing William S. Hagler, MD Chair of Ophthalmology to establish an endowed Distinguished Chair, effective April 16, 2024.

**Abstract:** The Medical College of Georgia Foundation has verified funding sufficient to establish the endowed position as required by the Board of Regents 8.3.2.3. The Medical College of Georgia Foundation has confirmed the funds available to support the establishment of \$1,004,643.57.

**Rationale:** The redesignation elevates the position based on the overall value of the fund.

**Norman J. Radow Endowed Dean’s Chair of Humanities and Social Sciences**

**Recommended:** That the Board approve the request of President Kathy Schwaig that Kennesaw State University be authorized to establish the Norman J. Radow Endowed Dean’s Chair of Humanities and Social Sciences, effective May 1, 2024.

**Abstract:** The Kennesaw State University Foundation has verified funding sufficient to establish the endowed position as required by the Board of Regents 8.3.2.3. The Kennesaw State University Foundation has confirmed the funds available to support the establishment of \$1,034,942.

**Rationale:** The Norman J. Radow College of Humanities and Social Sciences has completed arrangements for funding the Norman J. Radow Endowed Dean’s Chair of Humanities and Social Sciences.

Funding for this position comes from the Radow Family Foundation. Mr. Radow, founder and CEO of the RADCO Companies, has a passion for helping the working-class, ensuring they live in clean, safe, affordable communities as well as advancing society by creating a better citizenry to improve the world in which we all live.

The endowment allows the current dean of the Radow College and all future deans of the College to meet the highest priority needs of Radow College students and faculty.

**Georgia Mining Association Early Career Professorship**

**Recommended:** That the Board approve the request of President Angel Cabrera that Georgia Institute of Technology be authorized to establish the Georgia Mining Association Early Career Professorship, effective July 1, 2024.

**Abstract:** The Georgia Tech Foundation has verified funding sufficient to establish the endowed position as required by the Board of Regents 8.3.2.3. The Georgia Tech Foundation has confirmed the funds available to support the establishment of \$541,926.

**Rationale:** The School of Civil and Environmental Engineering within the College of Engineering has completed arrangements for funding the Georgia Mining Association Early Career Professorship.

The Georgia Mining Association (GMA), founded in 1972, is a Georgia trade association dedicated to helping mining companies and allied trade members succeed, understand, comply, and function in a complex business and regulatory world. The GMA provides and distributes information to the public about the contribution of minerals and mining to our economy and well-being.

The Professorship shall enhance the School's ability to attract and retain eminent teacher-scholars to positions of academic leadership. Preference will be given to a faculty member whose research is relevant and of value to the mining industries in Georgia.

## 9. Named Faculty Positions

**Institution:** Augusta University

**University Faculty's Name:** Alicia Arnold, D.O.

**Named Faculty Position:** Robert R Nesbit, Jr., MD and Charles H Wray, MD Chair in Surgery

**Effective Date:** April 16, 2024

**Institution:** Georgia Institute of Technology

**University Faculty's Name:** Dr. Sheng Dai

**Named Faculty Position:** Georgia Mining Association Early Career Professor

**Effective Date:** July 1, 2024

**Institution:** Georgia Institute of Technology

**University Faculty's Name:** Dr. Alexander Alexeev

**Named Faculty Position:** Regents' Innovator

**Effective Date:** August 15, 2024

**Institution:** Georgia Institute of Technology

**University Faculty's Name:** Dr. Thomas Kurfess

**Named Faculty Position:** Regents' Professor

**Effective Date:** August 1, 2024

**Institution:** Georgia Institute of Technology

**University Faculty's Name:** Dr. Wenke Lee

**Named Faculty Position:** Regents' Professor

**Effective Date:** July 1, 2024

**Institution:** Georgia Institute of Technology

**University Faculty's Name:** Dr. Brian Magerko

**Named Faculty Position:** Regents' Professor

**Effective Date:** August 1, 2024

**Institution:** Georgia Institute of Technology

**University Faculty's Name:** Dr. Patricia Mokhtarian

**Named Faculty Position:** Regents' Professor

**Effective Date:** August 1, 2024

**Institution:** Georgia Institute of Technology

**University Faculty's Name:** Dr. Jeffrey Sitterle

**Named Faculty Position:** Regents' Researcher

**Effective Date:** July 1, 2024

**Institution:** Georgia Institute of Technology  
**University Faculty's Name:** Ms. Leanne Weste  
**Named Faculty Position:** Regents' Researcher  
**Effective Date:** July 1, 2024

**Institution:** Georgia Institute of Technology  
**University Faculty's Name:** Dr. Jie Xu  
**Named Faculty Position:** Regents' Researcher  
**Effective Date:** July 1, 2024

**Institution:** Georgia Institute of Technology  
**University Faculty's Name:** Mr. David Zurn  
**Named Faculty Position:** Regents' Researcher  
**Effective Date:** July 1, 2024

**Institution:** Georgia Institute of Technology  
**University Faculty's Name:** Dr. Mustaque Ahamad  
**Named Faculty Position:** Regents' Entrepreneur  
**Effective Date:** August 1, 2024

**Institution:** Georgia Institute of Technology  
**University Faculty's Name:** Dr. Omer Inan  
**Named Faculty Position:** Regents' Entrepreneur  
**Effective Date:** August 1, 2024

**Institution:** Georgia Institute of Technology  
**University Faculty's Name:** Dr. Ramamurthy Ramprasad  
**Named Faculty Position:** Regents' Entrepreneur  
**Effective Date:** August 1, 2024

**Institution:** Georgia Institute of Technology  
**University Faculty's Name:** Dr. Amy Bruckman  
**Named Faculty Position:** Regents' Professor  
**Effective Date:** August 1, 2024 (Renewal for a second term)

**Institution:** Georgia Institute of Technology  
**University Faculty's Name:** Dr. John Cressler  
**Named Faculty Position:** Regents' Professor  
**Effective Date:** August 1, 2024 (Renewal for a second term)

**Institution:** Georgia Institute of Technology  
**University Faculty's Name:** Dr. Gregory Gibson  
**Named Faculty Position:** Regents' Professor

**Effective Date:** August 1, 2024 (Renewal for a second term)

**Institution:** Georgia Institute of Technology

**University Faculty's Name:** Dr. Charles David Sherrill

**Named Faculty Position:** Regents' Professor

**Effective Date:** August 1, 2024 (Renewal for a second term)

**Institution:** Georgia Institute of Technology

**University Faculty's Name:** Dr. David Gottfried

**Named Faculty Position:** Regents' Researcher

**Effective Date:** July 1, 2024 (Renewal for a second term)

**Institution:** Georgia Institute of Technology

**University Faculty's Name:** Dr. Gregory Showman

**Named Faculty Position:** Regents' Researcher

**Effective Date:** July 1, 2024 (Renewal for a second term)

**Institution:** Kennesaw State University

**University Faculty's Name:** Dr. Catherine Kaukinen

**Named Faculty Position:** Norman J. Radow Endowed Dean's Chair of Humanities and Social Sciences

**Effective Date:** May 1, 2024

**Institution:** Middle Georgia State University

**University Faculty's Name:** Marc D. Miller, Ph.D.

**Named Faculty Position:** Georgia Eminent Scholar in Business

**Effective Date:** July 1, 2024

**Institution:** Middle Georgia State University

**University Faculty's Name:** Dawn A. Sherry, Ph.D.

**Named Faculty Position:** Carolyn Wynn Smalley Endowed Chair of Biology

**Effective Date:** July 1, 2024

**Institution:** Middle Georgia State University

**University Faculty's Name:** Myungjae Kwak, Ph.D.

**Named Faculty Position:** Peyton Anderson Endowed Chair of Information Technology

**Effective Date:** August 1, 2024

**Institution:** University of Georgia

**University Faculty's Name:** Lance Porter, Ph.D.

**Named Faculty Position:** Karen W. and Daniel J. King Distinguished Professor of Advertising

**Effective Date:** August 1, 2024

**Institution:** University of Georgia  
**University Faculty's Name:** Canaan Whitfield-Cargile, Ph.D.  
**Named Faculty Position:** Crosswell Chair of Large Animal Medicine  
**Effective Date:** April 16, 2024

**Institution:** University of Georgia  
**University Faculty's Name:** Steven Divers, D.V.M.  
**Named Faculty Position:** Chair in Small Animal Studies  
**Effective Date:** April 16, 2024

**Institution:** University of Georgia  
**University Faculty's Name:** Ye Shen, Ph.D.  
**Named Faculty Position:** Ernest Corn Professor of Infectious Disease Epidemiology  
**Effective Date:** August 1, 2024

**Institution:** University of Georgia  
**University Faculty's Name:** Nathan Chapman, J.D.  
**Named Faculty Position:** A. Gus Cleveland Chairholder  
**Effective Date:** August 1, 2024

**Institution:** University of Georgia  
**University Faculty's Name:** Oscar Jimenez-Castellanos, Ph.D.  
**Named Faculty Position:** Goizueta Foundation Chair for Latino Teacher Education  
**Effective Date:** August 1, 2024

**Institution:** University of Georgia  
**University Faculty's Name:** Michelle Coleman, Ph.D.  
**Named Faculty Position:** Dr. Steven Fisch Professor of Equine Medicine and Surgery  
**Effective Date:** July 1, 2024

**Institution:** University of Georgia  
**University Faculty's Name:** Mary Ann Moran, Ph.D.  
**Named Faculty Position:** Regents' Professor  
**Effective Date:** August 1, 2024 (Renewal for a second term)

**Institution:** University of Georgia  
**University Faculty's Name:** Mary Ann Moran, Ph.D.  
**Named Faculty Position:** Regents' Professor  
**Effective Date:** August 1, 2024 (Renewal for a second term)

**Institution:** University of Georgia  
**University Faculty's Name:** Steven Beach, Ph.D.  
**Named Faculty Position:** Regents' Professor



**Effective Date:** August 1, 2024 (Renewal for a second term)

**Institution:** University of Georgia

**University Faculty's Name:** Diane Amann, J.D.

**Named Faculty Position:** Regents' Professor

**Effective Date:** August 1, 2024 (Renewal for a second term)

**IV. Extension of University System of Georgia Test Optional Waiver**

**Recommended:** That the Board approve the request of Chancellor Sonny Perdue to continue to waive SAT/ACT scores for admissions into the majority of USG schools through academic year 2025 - 2026, effective April 16, 2024. The institutions for which SAT/ACT scores will continue to be required are University of Georgia, Georgia Institute of Technology, and Georgia College and State University.

**Abstract:** In August 2020, the USG approved the temporary adjustment of admission requirements for USG institutions due to uncertainty about the availability of SAT/ACT testing during the COVID-19 pandemic. USG made the decision after monitoring testing availability during the spring and summer, when multiple test date cancellations prevented thousands of students from having access to a testing opportunity.

The temporary adjustment allowed students to apply for admission without submitting SAT or ACT scores at state colleges, state universities, comprehensive universities and research universities in the USG for the Spring, Summer and Fall 2021 semesters. Students that had SAT/ACT scores could still submit them.

In April 2023, the USG extended the temporary waiver 2024 - 2025, and the Chancellor requests that the BOR extend this waiver through academic year 2025 - 2026.

# AGENDA

## COMMITTEE OF THE WHOLE: ORGANIZATION AND LAW

April 16, 2024

**Agenda Item** **Page No.**

---

### APPROVAL ITEM

1. Honorary Degree Request: Georgia College & State University 1
2. Mutual Aid Agreement: The Metropolitan Atlanta Rapid Transit Authority (MARTA) Police Department and Georgia State University 4

### EXECUTIVE SESSION

3. Executive Session 7

1. **Honorary Degree Request: Georgia College & State University**

Georgia College & State University President Cathy Cox seeks the Board's approval to award an Honorary Doctor of Humane Letters degree to Dr. Lisa D. Cook.



## OFFICE OF THE PRESIDENT

GEORGIA COLLEGE & STATE UNIVERSITY

February 7, 2024

Chris McGraw, Esq.  
Chief Legal Officer  
Board of Regents of the University System of Georgia  
270 Washington St., SW, Suite 7025  
Atlanta, GA 30334

Dear Mr. McGraw, Chancellor Perdue and Members of the Board of Regents:

I would like to request approval for Georgia College & State University (GCSU) to award an Honorary Doctor of Humane Letters to **Dr. Lisa D. Cook** at the University's May 2024 Commencement ceremonies. For the reasons that follow, I would appreciate your consideration of this request, which carries the unanimous approval of the GCSU Honorary Award Committee.

Dr. Cook is a native of Milledgeville, Georgia, and was raised here in Baldwin County by her parents, the late Payton B. Cook and Mary M. Cook. Her mother was a professor of nursing here at GCSU and was the first tenured African-American faculty member of this University. Her father was the chaplain at Central State Hospital for 36 years, and a community leader who guided many local organizations and served on a wide variety of charitable boards, including the Georgia College & State University Foundation Board of Trustees. One of the most prominent buildings on the Central State campus is named in honor of Mr. Cook.

Dr. Cook recently became the first African-American woman in America to be appointed as a Governor of the Federal Reserve Board, nominated by President Biden and initially confirmed by the U.S. Senate in May 2022. She was subsequently renominated by the President to serve a full 14-year term on the Board of Governors and was sworn in on September 13, 2023 for a new term ending January 31, 2038. She is only the fourth native Georgian to serve on the Federal Reserve Board since its inception.<sup>1</sup>

Dr. Cook earned a BA in Physics and Philosophy from Spelman College, *magna cum laude*, and two years later as a Marshall Scholar, earned another BA in Philosophy, Politics, and Economics from the University of Oxford in England. She further studied philosophy at the University of Senegal. In 1997, she earned a Ph.D. in Economics from the University of California, Berkeley, after which she joined the faculty of Harvard University's Kennedy School of Government.

---

<sup>1</sup> Only three other native Georgians have ever served as Governors of the Federal Reserve, according to the office of the Federal Reserve Historian, Dr. Jonathan Rose: (1) Chairman Ben Bernanke (tenure: 2006-2014) was born in Augusta, but raised in South Carolina; (2) Eugene Black (tenure: 1933-1934) was born in Atlanta; and (3) William McAdoo (tenure: 1913-1918) was born near Marietta.

Mr. Chris McGraw/Honorary Degree for Dr. Lisa D. Cook  
February 7, 2024  
Page 2

She subsequently became a professor of economics and international relations at Michigan State University, a position she held until her appointment to the Federal Reserve Board. Her research over the years has focused on economic growth and development, innovation, financial institutions and markets, and economic history.

From 2018 to 2021, Dr. Cook was director of the American Economic Association Summer Training Program. She was also a research associate at the National Bureau of Economic Research. From 2011 to 2012, Dr. Cook served as a senior economist on the Council of Economic Advisers under President Obama. From 2000 to 2001, she served as a senior adviser on finance and development in the U.S. Department of Treasury's Office of International Affairs.

In 2004, Dr. Cook and her sisters Pamela Y. Cook and Melanie Cook McCant established an endowed scholarship fund known as the "Mary and Payton Cook Scholars Fund" with the GCSU Foundation, which had a market value on December 31, 2023 of more than \$50,000.

Dr. Cook has agreed to serve as the Commencement Speaker at Georgia College & State University's May 2024 Commencement ceremonies for both the College of Arts & Sciences and for the J. Whitney Bunting School of Business & Technology.

Under USG Policy 3.8.8, honorary degrees may be conferred by state universities like GCSU to persons of notable achievement in an academic field, the arts and letters, the professions, or public service. Dr. Cook's stellar academic achievements, as well as her notable public service as the first African-American woman in America and one of only four native Georgians to serve as a Governor of the Federal Reserve Board, make her a worthy candidate for this recognition.

Please let me know if you need additional information for your consideration.

Sincerely

A handwritten signature in black ink that reads "Cathy Cox". The signature is written in a cursive style with a large, stylized "C" at the beginning.

Cathy Cox, JD  
President  
Georgia College & State University

2. **Mutual Aid Agreement: The Metropolitan Atlanta Rapid Transit Authority (MARTA) Police Department and Georgia State University**

Georgia State University seeks the Board of Regents permission to enter into a mutually beneficial emergency or special circumstances services agreement with the MARTA Police Department.



**Memorandum of Understanding  
Extraterritorial Assistance**

This Memorandum of Understanding (hereinafter referred to as "MOU") by and between Metropolitan Atlanta Rapid Transit Authority Act (MARTA) and Georgia State University, an institution within the University System of Georgia and the Board of Regents for the University System of Georgia becomes effective with the signatures of both parties. This mutual agreement is to remain effective until terminated by Georgia State University Police Department and the MARTA Police Department. **The Metropolitan Atlanta Rapid Transit Authority Act (MARTA) Police Department and the Georgia State University Police Department** are hereinafter collectively referred to as "Party" or "Parties." This agreement incorporates by reference standards contained in O.C.G.A. § 36-69-1 *et seq.*, including subsequent amendments thereto.

I. Purpose

WHEREAS responses to emergency or special circumstances may exceed the immediate resources, skill, and equipment capacities of either Party's law enforcement agency, **MARTA Police Department** and the **Georgia State University Police Department** may request that the other Party provide certified police officers to assist in providing law enforcement services.

WHEREAS pursuant to O.C.G.A. § 36-69-1 *et seq.*, **Georgia State University Police Department** is authorized to furnish assistance extraterritorially to the **MARTA Police Department** upon the approval of Board of Regents for the University System of Georgia and the President of **Georgia State University** with this MOU.

WHEREAS pursuant to O.C.G.A. § 36-69-1 *et seq.*, **MARTA Police Department** is authorized to furnish assistance extraterritorially to **Georgia State University Police Department** with the approval of the President of **Georgia State University**, as well as the governing body for the local political subdivision or county sheriff, as applicable.

NOW, THEREFORE, the parties agree as follows:

1. **Purpose:** The purpose of this MOU is to permit each Party to assign law enforcement officers to the other Party for law enforcement services within **MARTA jurisdiction** or on the **Georgia State University** campus as requested by the law enforcement agencies of the Parties. In accordance with O.C.G.A. § 36-69-8, nothing in this MOU shall be construed as creating a duty on the part of the Parties to respond to a request for assistance, or to stay at the scene of a local emergency for any length of time.
2. **Requests:** Requests for assistance may be made by the **Chief of Police of MARTA Police Department** or the **Chief of Police of Georgia State University Police Department** in a local emergency, in the prevention or detection of violations of any law, in the apprehension or arrest of any person who violates a criminal law of this state, or in any criminal case.
3. **Authorities:** The senior officer of the requesting Party shall be in command of the local emergency as to strategy, tactics, and overall direction of the operations.



- 4. **Powers and Duties of Responding Personnel:** In accordance with O.C.G.A. § 36-69-4, responding employees of either Party *"shall have the same powers, duties, rights, privileges, and immunities as if they were performing their duties in the political subdivision or on the campus of the institution in which they are normally employed."*
- 5. **Responsibility for Expenses and Compensation of Employees:** Parties responding to requests in conformance with this MOU shall pay any expense for furnishing of their own equipment, loss or damage to such equipment, and costs incurred in operation and maintenance of their equipment.

Responding Party shall compensate responding employees during the time they are rendering aid and defray actual travel expenses of employees. Compensation shall include compensation due to personal injury or death while employees are rendering aid. (O.C.G.A. § 36-69-5.)

II. **Effective Date**

This agreement shall take effect upon execution and approval by the hereinafter named officials, including the Board of Regents for the University System of Georgia, and shall continue in full force and effect unless terminated by any or all of the parties herein.

WHEREFORE, the parties hereto cause these presents to be signed on the dates below.

**By and on Behalf of the  
MARTA Police Department**

**Board of Regents of the University  
System of Georgia by and on behalf of  
Georgia State University**

  
\_\_\_\_\_ 3/13/2024  
Chief of Police                      Date

 3/20/24  
\_\_\_\_\_ M. Brian Blake, President                      Date

**M. Scott Kreher**

Print Name

**Presented to and approved by the Board of Regents:**

\_\_\_\_\_ Secretary to the Board

\_\_\_\_\_ Date

\_\_\_\_\_ Print Name

**3. Executive Session**

The Committee will enter executive session to discuss pending applications for discretionary review. These are made to the Board of Regents Office of Legal Affairs pursuant to Policy 6.26. Applications for Discretionary Review involve personnel matters and student records.

## AGENDA

### COMMITTEE OF THE WHOLE: INTERNAL AUDIT, RISK, AND COMPLIANCE

April 16, 2024

**Agenda Item** **Page No.**

---

#### INFORMATION ITEMS

1. Results of the Systemwide Backup and Recovery Audit Engagement 1
2. Results of the Programs Serving Minors Audit Engagement 2

1. **Results of the Systemwide Backup and Recovery Audit Engagement**

Assistant Vice Chancellor IT Audit, Roger Boyd, will present the findings of the systemwide Backup and Recovery Audit Engagement.

2. **Results of the Programs Serving Minors Audit Engagement**

Assistant Vice Chancellor Internal Audit, Ted Beck, will present the findings of the Programs Serving Minors Audit Engagement.

**AGENDA**

**COMMITTEE OF THE WHOLE: FINANCE AND BUSINESS OPERATIONS**

**April 16, 2024**

**Agenda Item**

**Page No.**

---

**INFORMATION ITEM**

1. USG Capital Liability Management Plan 1

**APPROVAL ITEM**

2. Request for Multi-Year Leasing Contract Value Authority 2

**1. Information Item: USG Capital Liability Management Plan**

Marty Nance, Interim Associate Vice Chancellor for Finance, will outline the System's Capital Liability Management Plan for FY 2024-2028.

2. **Approval Item: Request for Multi-Year Leasing Contract Value Authority**

Recommended: That the Board approve by resolution a request to the Georgia State Financing and Investment Commission (GSFIC) for contract value authority of \$10 million for multi-year office leases for FY 2025.

Understandings: Upon approval of the request by the Commission, the Office of Real Estate and Facilities will seek information from institutions concerning potential cost savings associated with conversion of existing annual rental agreements to multi-year rental agreements, and the potential for utilizing the multi-year option for new rental agreements.

Background: GSFIC must approve the proposed multi-year contract value authority for participating agencies for each fiscal year. Term of the contracts may not exceed 20 years. The State Properties Commission administers the multi-year leasing program. The Board of Regents' proposed contract value authority is incorporated in the Board of Regents Capital Liability Management Plan.



**RESOLUTION REQUESTING ESTABLISHMENT OF  
MULTI-YEAR CONTRACT VALUE AUTHORITY**

**WHEREAS**, at the general election held on November 6, 2012, voters of the State approved an amendment to the Georgia Constitution to authorize the Board of Regents of the University System of Georgia (“BOR”) to enter into lease and rental contracts exceeding one year;

**WHEREAS FURTHER**, the General Assembly amended O.C.G.A. 50-16-41 effective January 1, 2013 to authorize the BOR through the State Properties Commission to enter into lease and rental contract exceeding one year;

**WHEREAS FURTHER**, O.C.G.A. 50-16-41 provides that the Georgia State Financing and Investment Commission “each year, may establish a total multi-year contract value authority;”

**WHEREAS FURTHER**, O.C.G.A. 50-16-41 provides that “[n]o multi-year lease or rental agreement shall be entered into under the provisions of this Code section until the Georgia State Financing and Investment Commission has established the fiscal policies and multi-year contract value authority for the current and future fiscal years.;

**WHEREAS FURTHER**, on December 12, 2012, the Georgia State Financing and Investment Commission established the fiscal policies required by O.C.G.A. 50-16-41;

**WHEREAS FURTHER**, the BOR has considered its expected needs for multi-year lease and rental agreements for fiscal year 2025, will comply with the aforementioned fiscal policies governing multi-year agreements, and determined to request the specific amount of contract value authority to be established for fiscal year 2025 in the amount of \$10,000,000.

**NOW THEREFORE, BE IT RESOLVED THAT:**

The BOR has considered its expected needs for multi-year lease and rental agreement for fiscal year 2025 and requests the Georgia State Financing and Investment Commission establish contract value authority for the BOR for fiscal year 2025 in the amount of \$10,000,000.

This resolution is adopted this \_\_\_ day of April, 2024.

Board of Regents of the University System of Georgia

By: \_\_\_\_\_  
Chairman, Board of Regents of the University System of Georgia

(SEAL)

Attest: \_\_\_\_\_  
Secretary to the Board, Board of Regents of the University System of Georgia

## AGENDA

### COMMITTEE OF THE WHOLE: REAL ESTATE AND FACILITIES

April 16, 2024

**Agenda Item** **Page No.**

---

#### INFORMATION ITEM

1. Guaranteed Energy Savings Performance Contract, University of Georgia 1

#### CONSENT ITEMS

2. Authorization of Project No. BR-30-2409, Boggs Building Roof Replacement, Georgia Institute of Technology 2
3. Authorization of Project No. BR-30-2408, Human Resources Building Renovation, Georgia Institute of Technology 3
4. Authorization of Project No. BR-50-2402, Clarkston Parking Lot Improvements, Georgia State University 4
5. Authorization of Project No. BR-50-2403, 55 Park Place Restroom Renovations, Georgia State University 5
6. Authorization of Project No. BR-90-2403, Student Competition Teams Building, Marietta Campus, Kennesaw State University 6
7. Authorization of Project No. BR-90-2404, Chastain Pointe Building 100 Renovations, Kennesaw State University 7
8. Authorization of Project No. BR-69-2401, Theodore A. Wright Stadium Turf Replacement, Savannah State University 8
9. Amendments to Rental Agreements, 260 14th Street NW, Atlanta, Georgia Institute of Technology 9
10. Amendment to Rental Agreement, Coastal Georgia Center, 305 Fahm Street, Savannah, Savannah State University 10
11. Amendment to Rental Agreement, 608 Massachusetts Avenue NE, Washington, District of Columbia, University of Georgia 11

## AGENDA

### COMMITTEE OF THE WHOLE: REAL ESTATE AND FACILITIES

April 16, 2024

| <b>Agenda Item</b>   | <b>Page No.</b> |
|--|-----------------|
| <b>APPROVAL ITEMS</b>  |                 |
| 12. Naming Removal and Renaming, Mickey Dunn Baseball Stadium, Kennesaw State University | 12              |
| 13. Naming of Portia Holmes Shields Early Learning Center, Albany State University       | 13              |
| 14. Naming of Damir J. Kunovac Gate, Convocation Center, Georgia State University        | 14              |
| 15. Naming of David E. Ralston Hall, Blue Ridge Campus, University of North Georgia      | 15              |

## **AGENDA**

### **COMMITTEE OF THE WHOLE: REAL ESTATE AND FACILITIES**

**April 16, 2024**

**1. Guaranteed Energy Savings Performance Contract, University of Georgia**

Sandra Lynn Neuse, Vice Chancellor for Real Estate and Facilities, will brief the Board on the University of Georgia's interest in investigating a new Guaranteed Energy Savings Performance Contract for their main campus in Athens.

2. **Authorization of Project No. BR-30-2409, Boggs Building Roof Replacement, Georgia Institute of Technology**

Recommended: That the Board authorize Project No. BR-30-2409, Boggs Building Roof Replacement, Georgia Institute of Technology (“GIT”), with a total project budget of \$4,900,000 to be funded with institution funds.

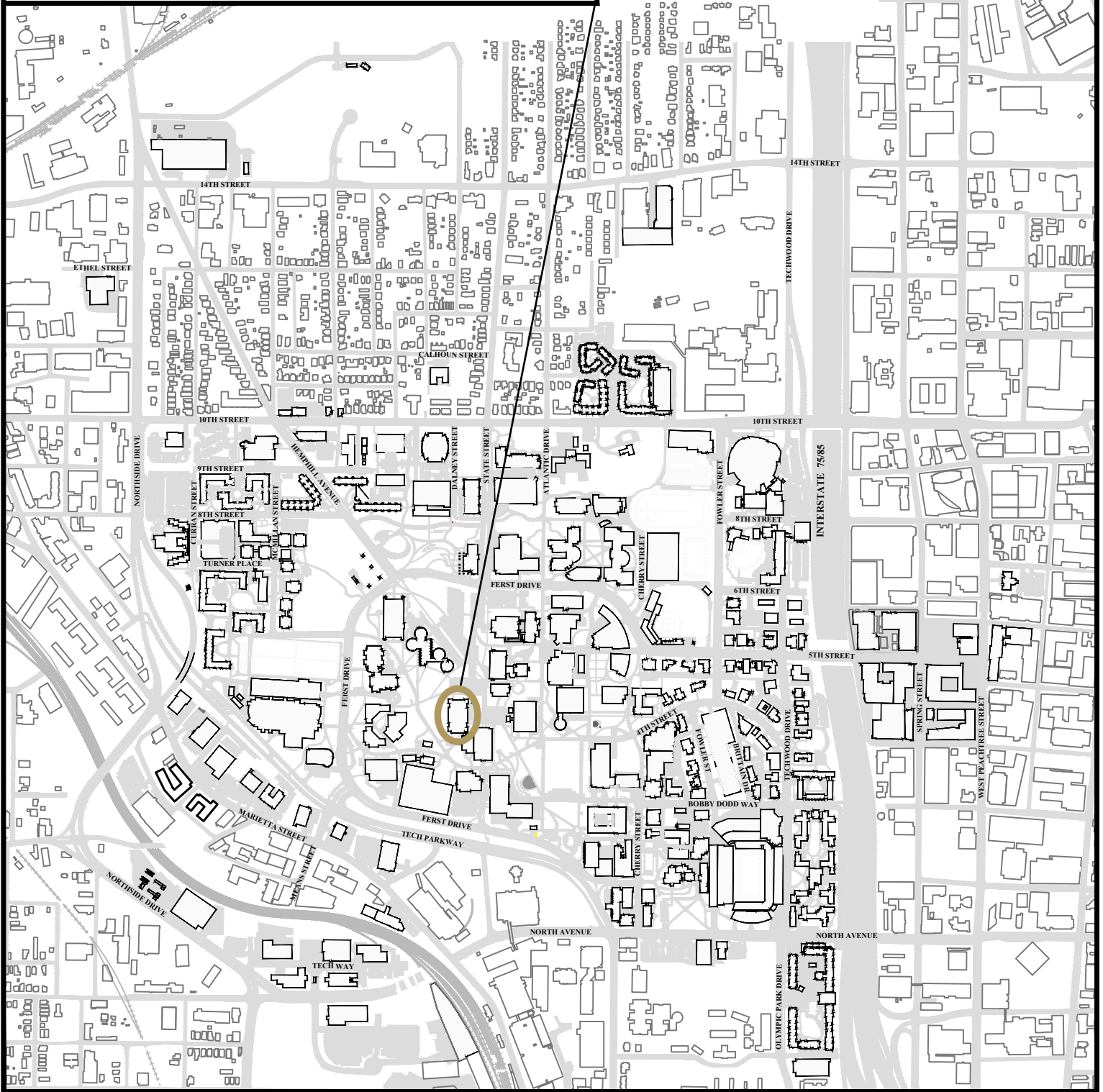
Understandings: The Gilbert Hillhouse Boggs Building (the “Boggs Building”) is a 154,397-square foot facility that houses instructional labs and research labs for the College of Sciences and College of Engineering. Replacement of the roof is necessary due to multiple instances of water intrusion into the occupiable spaces of the building and high measurements of moisture content in the overall roof system. GIT proposes to remove the existing roof systems, remove any obsolete roof penetrations, and install a thermoplastic polyolefin (“TPO”) roof system with a thirty-year lifespan (the “Project”).

The scope of the Project is complex and labor-intensive due to multiple factors, including poor construction and failing fasteners in one of the prior roof systems; the existence of numerous roof penetrations and four penthouse roofs in addition to the main roof; and the need to rework the parapet walls to ensure the flashing is properly installed. A crane set-up would also be required to access the roof.

The Project has an estimated construction cost of \$3,610,000 and is consistent with GIT’s master plan. If authorized by the Board, GIT will proceed with design and construction of the Project in accordance with Board of Regents procedures.

# Boggs Roof Replacement

Georgia Institute of Technology Campus Map - Apr 2024



3. **Authorization of Project No. BR-30-2408, Human Resources Building Renovation, Georgia Institute of Technology**

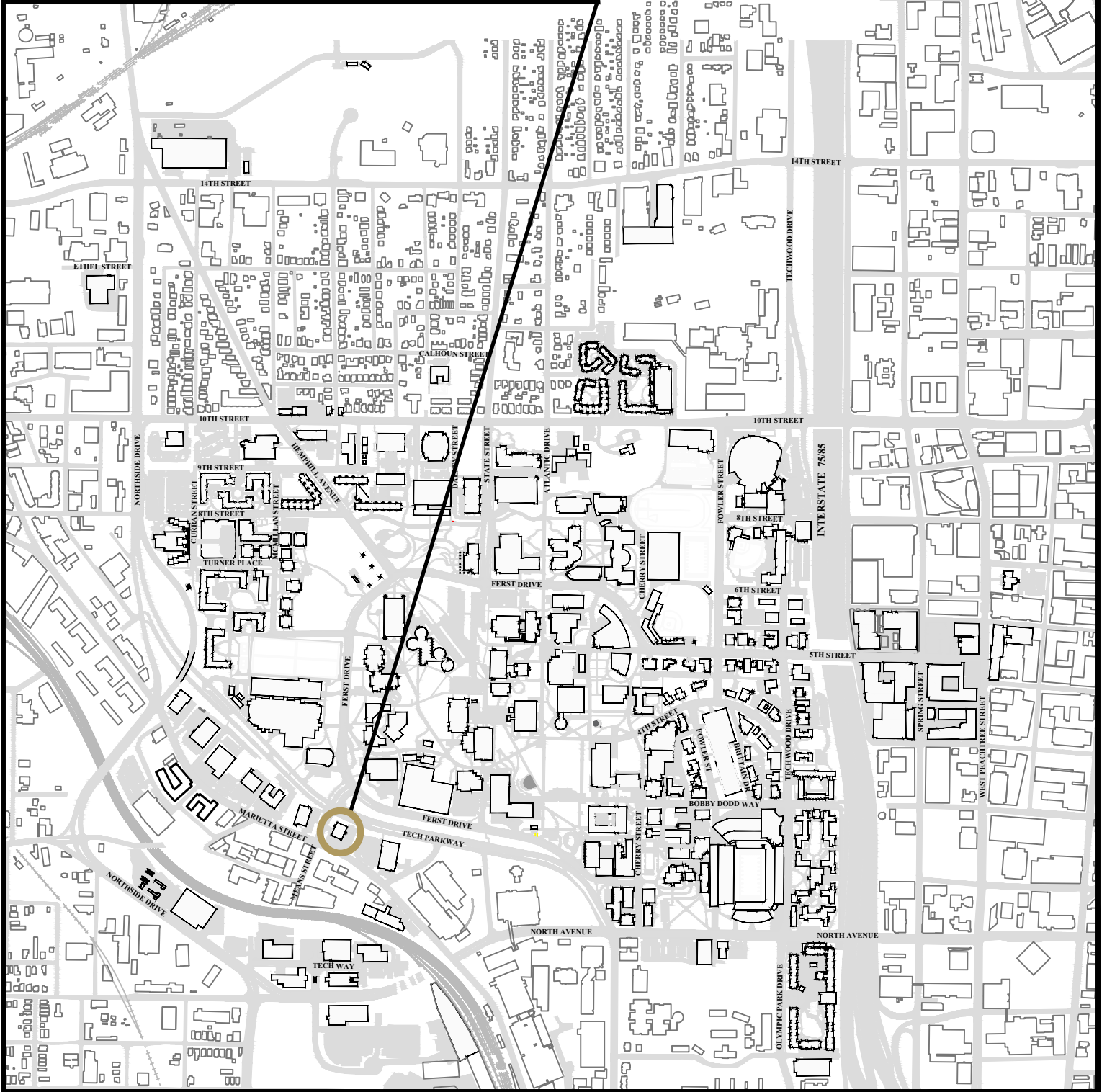
Recommended: That the Board authorize Project No. BR-30-2408, Human Resources Building Renovation, Georgia Institute of Technology (“GIT”), with a total project budget of \$6,500,000 to be funded with institution funds.

Understandings: Located at 500 Tech Parkway and encompassing approximately 16,250 square feet, the two-story Human Resources Building (the “Building”) is home to the Georgia Tech Human Resources Division that serves the institution’s faculty, staff, and students. Approximately 1,500 square feet of space on the first floor of the Building was recently renovated to create a walk-up center where new employees can engage with GIT’s Administrative Services Center staff regarding hiring and onboarding activities. GIT now proposes to renovate the remainder of the Building into a progressive workspace with individual workstations, shared work areas, and meeting and collaboration spaces totaling approximately 14,750 square feet (the “Project”). The Project is expected to increase staff capacity in the Building from 66 employees to over 125 employees, which would enable two remote work teams to return to the office and allow for the integration of approximately 30 staff members currently assigned to other spaces on campus. The vacated spaces would be repurposed to support the growth of GIT’s Provost’s unit and the Division of Lifelong Learning.

Other elements of the Project scope include accessibility upgrades to the Building’s restrooms, improvements to the fire alarm system, and other minor repairs. The Project has an estimated construction cost of \$3,749,000 and is consistent with GIT’s master plan. If authorized by the Board, the University System Office staff and GIT will proceed with design and construction of the Project in accordance with Board of Regents procedures.

# Human Resources Building Renovation

Georgia Institute of Technology Campus Map - Apr 2024





4. **Authorization of Project No. BR-50-2402, Clarkston Parking Lot Improvements, Georgia State University**

Recommended: That the Board authorize Project No. BR-50-2402, Clarkston Parking Lot Improvements, Georgia State University (“GSU”), with a total project budget of \$9,100,000 to be funded with institutional funds.

Understandings: Located approximately 10 miles east of downtown Atlanta, the Clarkston campus of GSU’s Perimeter College opened as DeKalb College in 1964. The campus currently has eight paved parking lots for use by students, faculty, and staff. With pavement that is over 30 years old, numerous potholes, extensive cracking, and failing sections of curb and gutter, six of these parking lots need significant repair. Accordingly, GSU proposes to make needed improvements to Lots 1, 3, 5, 6, 7, and 8 (the “Lots”), including repaving, restriping, and curb and gutter replacement (the “Project”). The Project would also include the installation of new LED lighting and replacement of the underground raceways and conductors that serve the associated light poles. GSU would ensure that each Lot provides sufficient accessible parking and complies with ADA requirements.

The Project has an estimated construction cost of \$8,095,000 and is consistent with GSU’s master plan. If authorized by the Board, GSU will proceed with design and construction of the Project in accordance with Board of Regents procedures. Board approval would also enable related efforts to remove and replace trees at the end of their expected life and the planting of additional trees to improve overall tree canopy coverage on and near the Lots, all of which would be funded from a grant from Trees Across Georgia.

# Clarkston Campus Pkg. Lot Improvements



Clarkston Campus Map

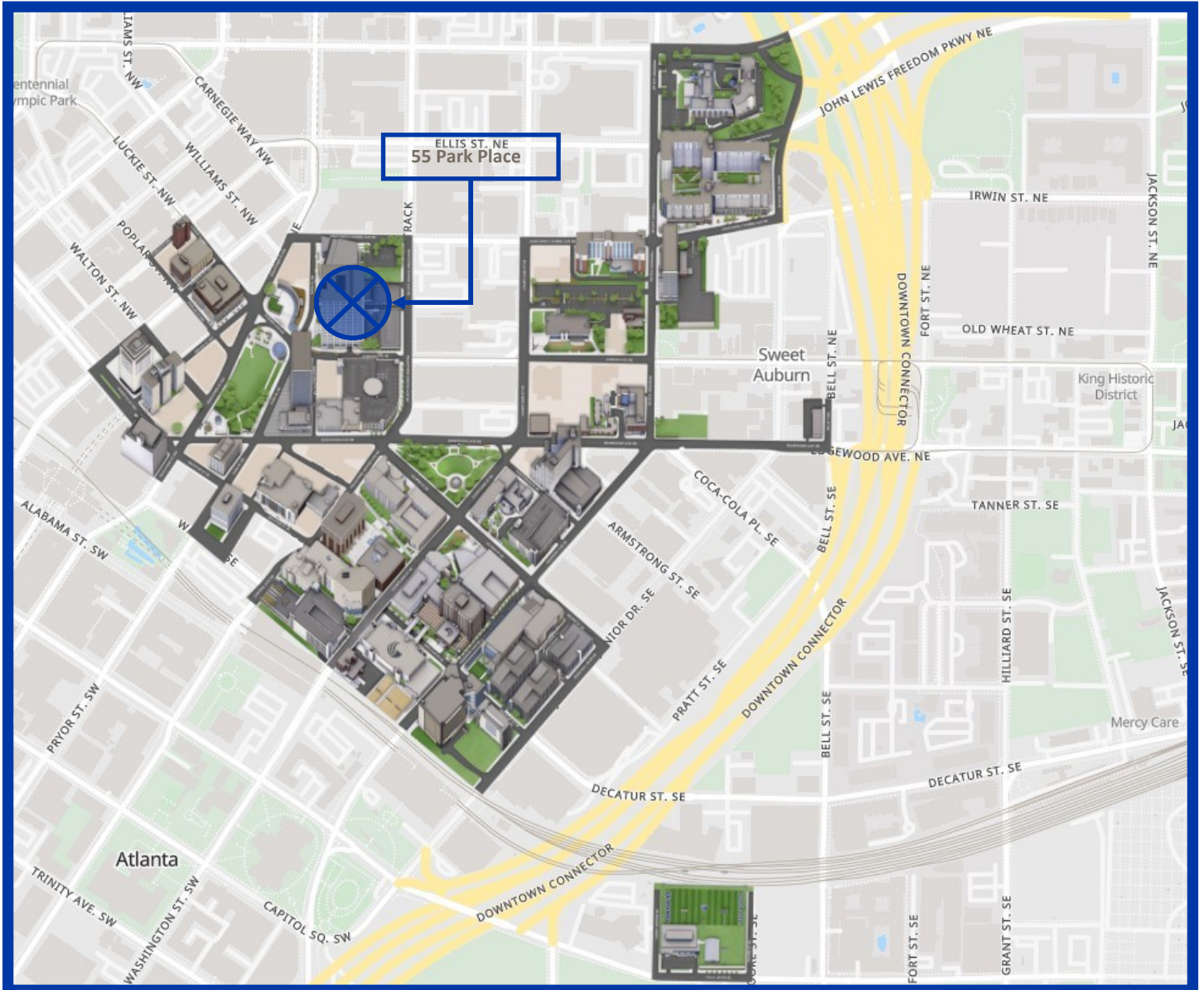
5. **Authorization of Project No. BR-50-2403, 55 Park Place Restroom Renovations, Georgia State University**

Recommended: That the Board authorize Project No. BR-50-2403, 55 Park Place Restroom Renovations, Georgia State University (“GSU”), with a total project budget of \$6,200,000 to be funded with institutional funds.

Understandings: Located on the eastern side of Woodruff Park, the 19-story building located at 55 Park Place (the “Building”) houses instructional classrooms, administrative spaces, and offices for GSU’s Andrew Young School of Policy Studies and Robinson College of Business. GSU proposes to renovate the core men’s and women’s restrooms on nine (9) floors of the Building and upgrade the related plumbing infrastructure (the “Project”). In addition to making the existing restrooms accessible and improving their reliability, the Project scope includes creating an ADA-compliant unisex restroom on each floor of the Project.

The Project has an estimated construction cost of \$4,650,000 and is consistent with GSU’s master plan. If authorized by the Board, GSU will proceed with design and construction of the Project in accordance with Board of Regents procedures.

# 55 Park Place Restroom Renovations



Atlanta Campus Map

6. **Authorization of Project No. BR-90-2403, Student Competition Teams Building, Marietta Campus, Kennesaw State University**

Recommended: That the Board authorize Project No. BR-90-2403, Student Competition Teams Building, Kennesaw State University (“KSU”), with a total project budget of \$6,000,000 to be funded with institutional funds.

Understandings: KSU’s Marietta campus has a long and robust history of student competition teams (the “Teams”), including over a dozen that are currently active. Through participation on the Teams, students enjoy opportunities for hands-on learning, foster lasting connections with their peers and with faculty, and can showcase their abilities on the local, national, and international stage.

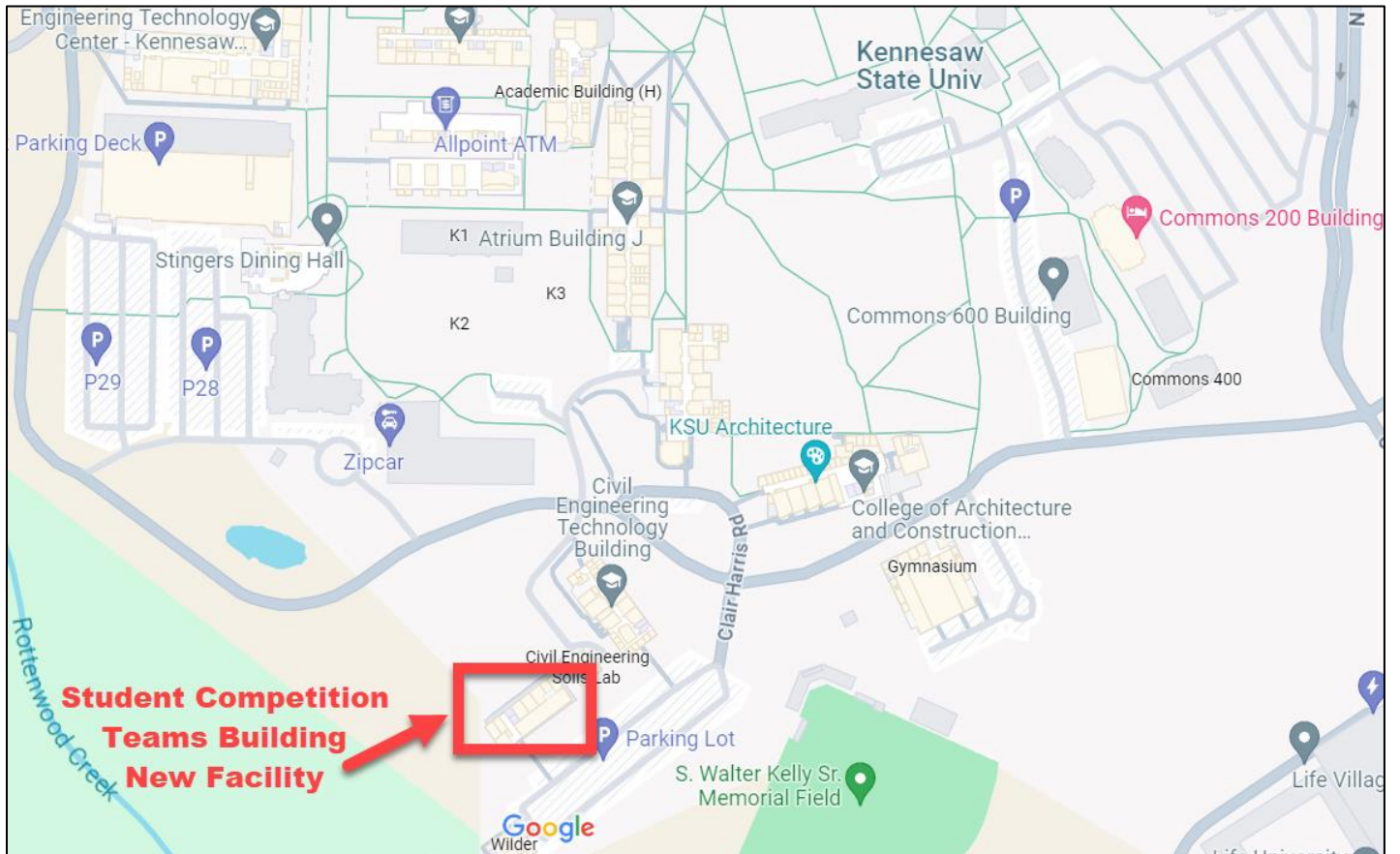
Currently, the activities of the Teams are housed in the Wilder Communication Center, built in 1975, and the Student Competition Teams Building, constructed in 1983. Collectively totaling approximately 12,000 square feet, the layouts of these buildings no longer meet the growing demand for student activity space and do not provide for adequate faculty and staff supervision of team activities. Furthermore, neither facility has undergone extensive renovation or rehabilitation, and their mechanical and electrical systems are unable to support the continued needs of the Teams.

To address these concerns, KSU proposes to construct a new competition facility totaling approximately 12,000 square feet that includes a flexible space plan that improves student visibility and safety, faculty/staff supervisory program space, and infrastructure to support changing technology and equipment needs (the “Project”). Upon completion of the Project, the existing Student Competition Teams Building and the Wilder Communications Center would be reassigned for less intensive mechanical and electrical uses that support KSU’s enrollment growth.

The Project has an estimated construction cost of \$4,800,000 and is consistent with KSU’s master plan. If authorized by the Board, the University System Office staff and KSU will proceed with design and construction of the Project in accordance with Board of Regents procedures.



# Student Competition Teams Building Marietta Campus April 2024



7. **Authorization of Project No. BR-90-2404, Chastain Pointe Building 100 Renovations, Kennesaw State University**

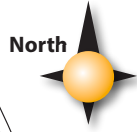
Recommended: That the Board authorize Project No. BR-90-2404, Chastain Pointe Building 100 Renovations, Kennesaw State University (“KSU”), with a total project budget of \$6,300,000 to be funded with \$5,300,000 in institutional funds and \$1,000,000 in gifts and donations.

Understandings: KSU proposes to renovate approximately 19,000 square feet of existing space in Suites 101, 107, and 109 of Chastain Pointe Building 100 in Kennesaw (the “Project”) to support the incremental relocation of program spaces for KSU’s College of the Arts (“COTA”). The Project would involve converting approximately 9,100 square feet of the unrenovated Suite 109 into instructional spaces, including photography labs, a 3D lab, computer labs, and a classroom. Totalling approximately 2,700 square feet, Suite 107 would be renovated for office space for COTA faculty and staff. The relocation of these instructional and academic spaces to the Project from the Visual Arts Building would enable the existing classrooms and offices in the Visual Arts Building to be returned to KSU’s space inventory in support of continued enrollment growth.

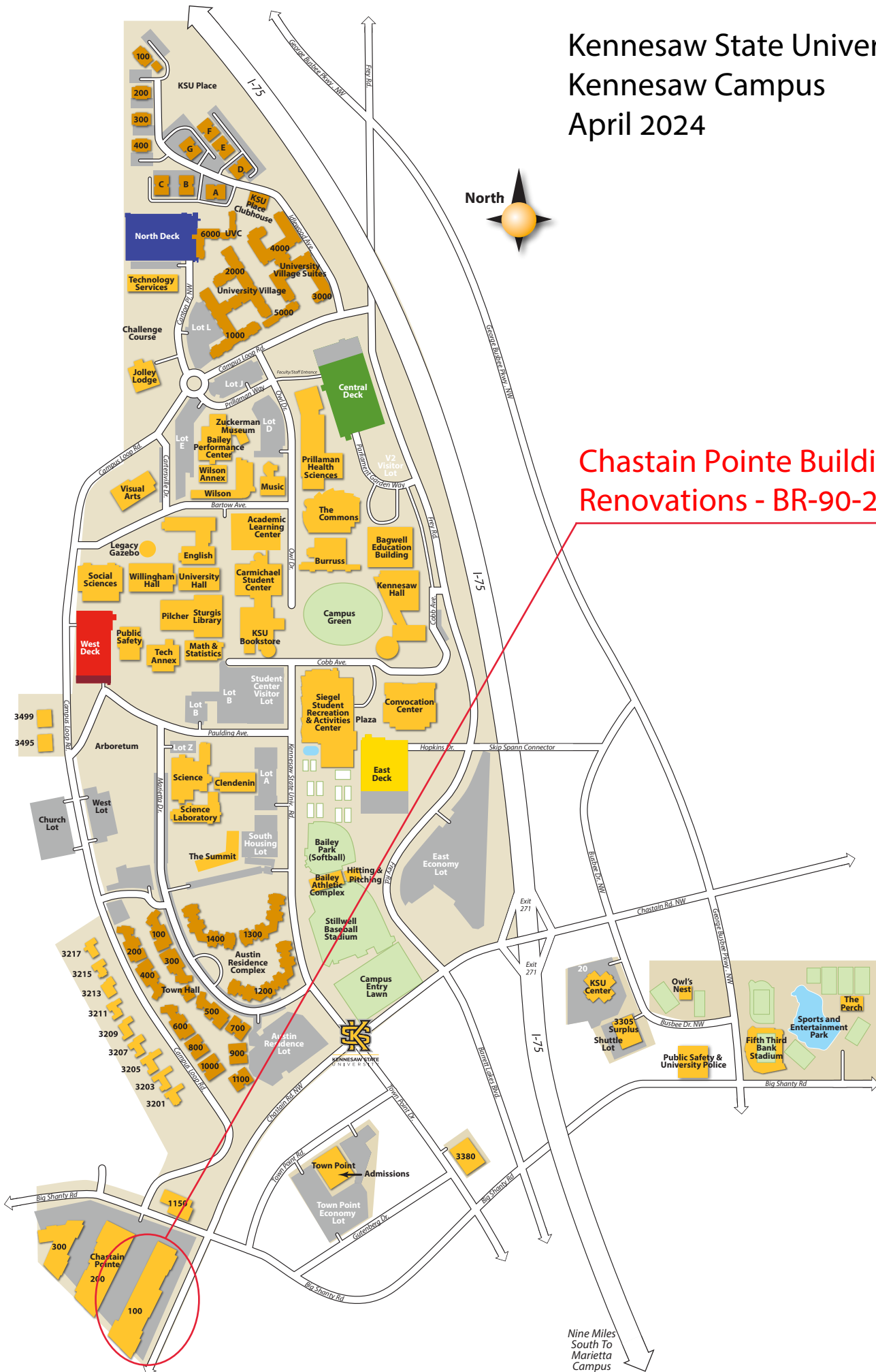
The final component of the Project would involve the creation of two gallery spaces within Suite 101, which totals approximately 7,200 square feet. The Athos Menaboni Pavilion would be a dedicated space for rotating KSU’s Athos Menaboni Collection. Currently stored and periodically featured in the Bernard A. Zuckerman Museum of Art, the collection’s relocation to the new space would free up storage space for the museum. With more space than the Wilson Building student gallery it would replace, the Emily Bourne Grigsby Gallery would also be able to accommodate student project exhibits for the COTA Capstone. KSU would plan to transition the vacated Wilson Building space into a prefunction and reception area for the Stillwell Theater.

The Project has an estimated construction cost of \$4,800,000 and is consistent with KSU’s master plan. If authorized by the Board, the University System Office staff and KSU will proceed with the design and construction of the Project in accordance with Board of Regents procedures.

# Kennesaw State University Kennesaw Campus April 2024



**Chastain Pointe Building 100  
Renovations - BR-90-2404**



Nine Miles South To Marietta Campus



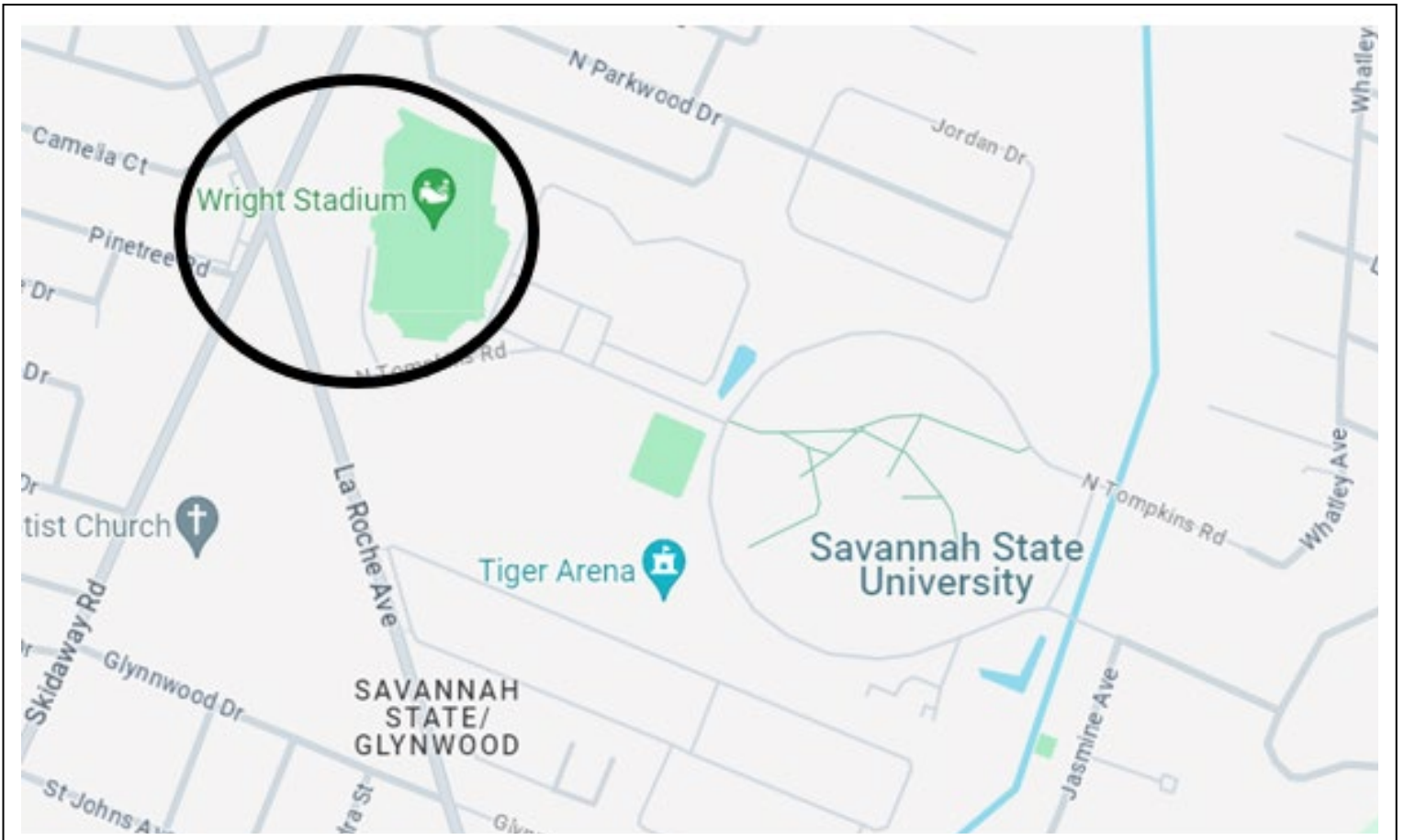
**8. Authorization of Project No. BR-69-2401, Theodore A. Wright Stadium Turf Replacement, Savannah State University**

Recommended: That the Board authorize Project No. BR-69-2401, Theodore A. Wright Stadium Turf Replacement, Savannah State University (“SSU”), with a total project budget of \$1,033,600 to be funded through a grant award.

Understandings: SSU has been selected to receive a philanthropic grant award to make improvements to the field surface at Theodore A. Wright Stadium (the “Stadium”), the home of the SSU Tigers football team (the “Project”). The existing synthetic turf was installed in 2010 and has experienced significant wear and tear and drainage issues during heavy rains. The scope of the Project includes removing and disposing of the existing turf, grading and compacting the stone base, and installing a new synthetic turf system. The drainage issues with the field would be investigated, and upgrades to the existing water pump would be made as needed. In addition to providing an enhanced playing surface for the safety and performance of student-athletes, the new turf would offer increased longevity and durability for fans and attendees of Stadium events.

The Project is consistent with SSU’s master plan. If authorized by the Board, SSU will proceed with design and construction of the Project in accordance with the conditions and terms of the grant and Board of Regents procedures. This process would involve coordinating with partners as necessitated by the conditions of the grant, ensuring a collaborative approach to vendor engagement. The grant would also include an additional \$100,000 in funding to cover expenses incurred by SSU for the management and oversight of the Project.

# Theodore A. Wright Stadium Turf Replacement



**9. Amendments to Rental Agreements, 260 14th Street NW, Atlanta, Georgia Institute of Technology**

Recommended: That the Board authorize execution of an amendment to extend a rental agreement between Georgia Public Communications Commission, as Landlord, and the Board of Regents, as Tenant, for approximately 27,798 square feet of office space located on the fourth floor of the Georgia Public Broadcasting Building at 260 14<sup>th</sup> Street NW in Atlanta (the “Building”) for the use and benefit of the Georgia Institute of Technology (“GIT”). This amendment would add fifteen (15) consecutive, one-year renewal term options to the lease, with the first additional extension covering the period from July 1, 2024, through June 30, 2025, at a monthly rent of \$46,040.00 (\$552,480.00 annualized). Rental amounts would increase approximately 2.5% for each subsequent extension period through June 30, 2039.

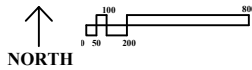
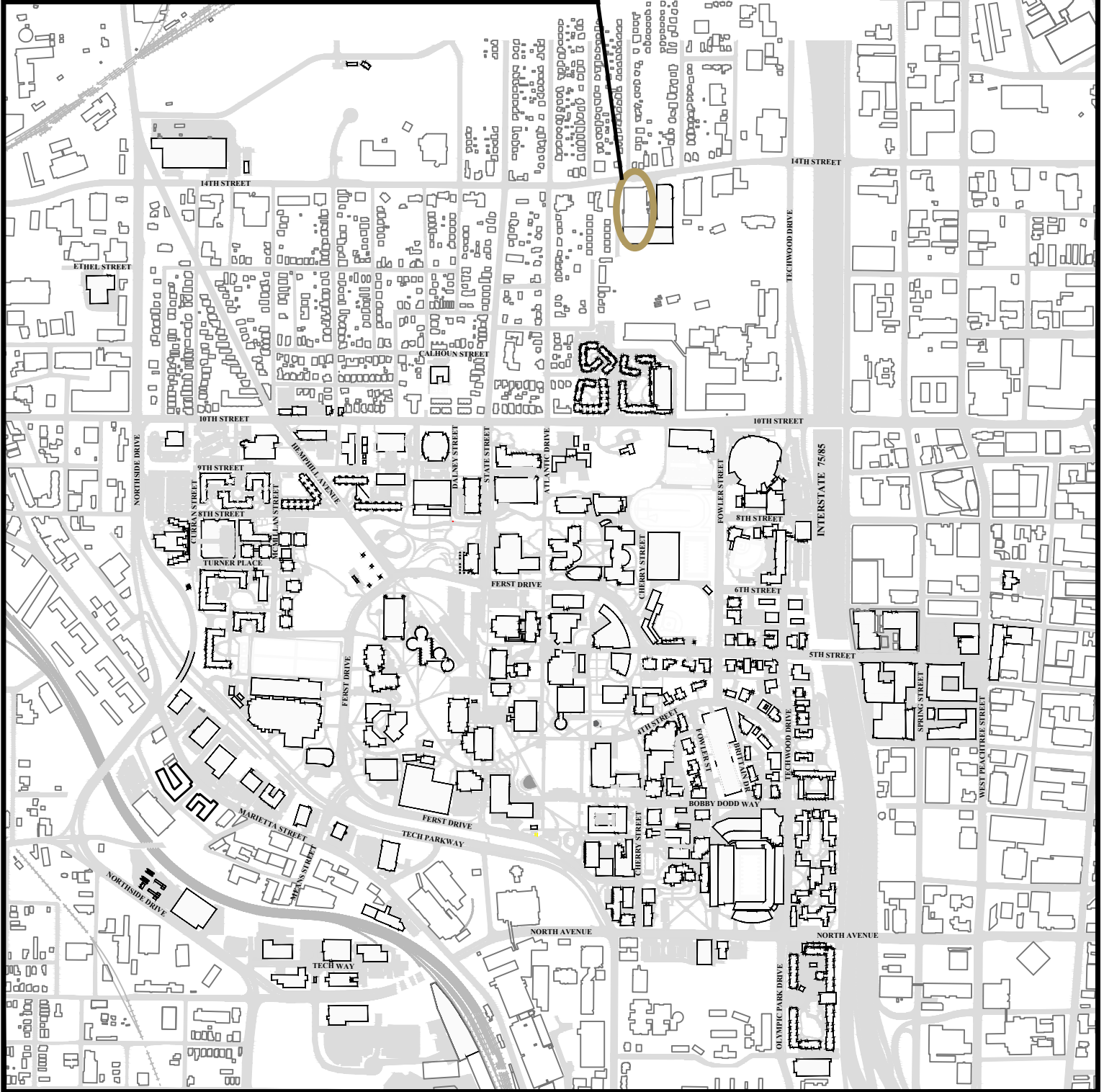
Recommended further: That the Board authorize execution of an amendment to extend a rental agreement between the Landlord and Tenant for approximately 17,582 square feet of office space located on the third floor of the Building for the use and benefit of the GIT. This amendment would add fifteen (15) consecutive, one-year renewal term options to the lease, with the first additional extension covering the period from July 1, 2024, through June 30, 2025, at a monthly rent of \$30,396.00 (\$364,752.00 annualized). Rental amounts would increase approximately 2.5% for each subsequent extension period through June 30, 2039.

Understandings: GIT has leased space at this location since 1997 when the Building was first constructed. The Building previously housed GIT’s Advanced Technology Development Center and the Georgia Tech Research Institute’s (“GTRI”) Human Systems Integration Division. GIT’s current space is utilized by GTRI’s Electronic Systems Laboratory, with its Air National Guard Program performing broad spectrum applied research from the Building’s third floor offices and the Applied Systems Engineering Division providing avionics systems integration and software and hardware training tools on the fourth floor. The amendments would allow GTRI to maintain its current footprint within the Building for up to fifteen (15) additional years.

All operating expenses associated with the lease would continue to be included in the base rental rate. Revenues generated from GTRI’s sponsored work would pay all costs associated with the amended agreements.

# Georgia Public Broadcasting Building 260 14th St NW

Georgia Institute of Technology Campus Map



**10. Amendment to Rental Agreement, Coastal Georgia Center, 305 Fahm Street, Savannah, Savannah State University**

Recommended: That the Board authorize the execution of an amendment to rental agreement between the Board of Regents, as Landlord, and the Mayor and Aldermen of the City of Savannah, as Tenant, for approximately 34,734 square feet comprising the East Wing of the Coastal Georgia Center at 305 Fahm Street in Savannah, for the benefit of Savannah State University (“SSU”). This amendment would add five (5) consecutive, one-year, mutual extension options, with the first additional renewal term covering the period from June 1, 2024, through May 31, 2025, at a monthly rent of \$46,138.39 (\$553,660.68 annualized). Rental amounts would increase 3.0% for each subsequent renewal term through May 31, 2029.

Understandings: In May 2019, the Board approved a lease of space in the Coastal Georgia Center (the “Center”) for use by the City of Savannah (the “City”). The Center is located in Savannah’s Historic District and is adjacent to a seven-acre parcel owned by the City that is improved with the Savannah Visitor Center and Savannah History Museum. Constructed in 1988 and expanded around 1991, the two-story facility contains classrooms, offices, and meeting and event space. The City uses the East Wing to house back office administrative staff and as a public-facing payment center.

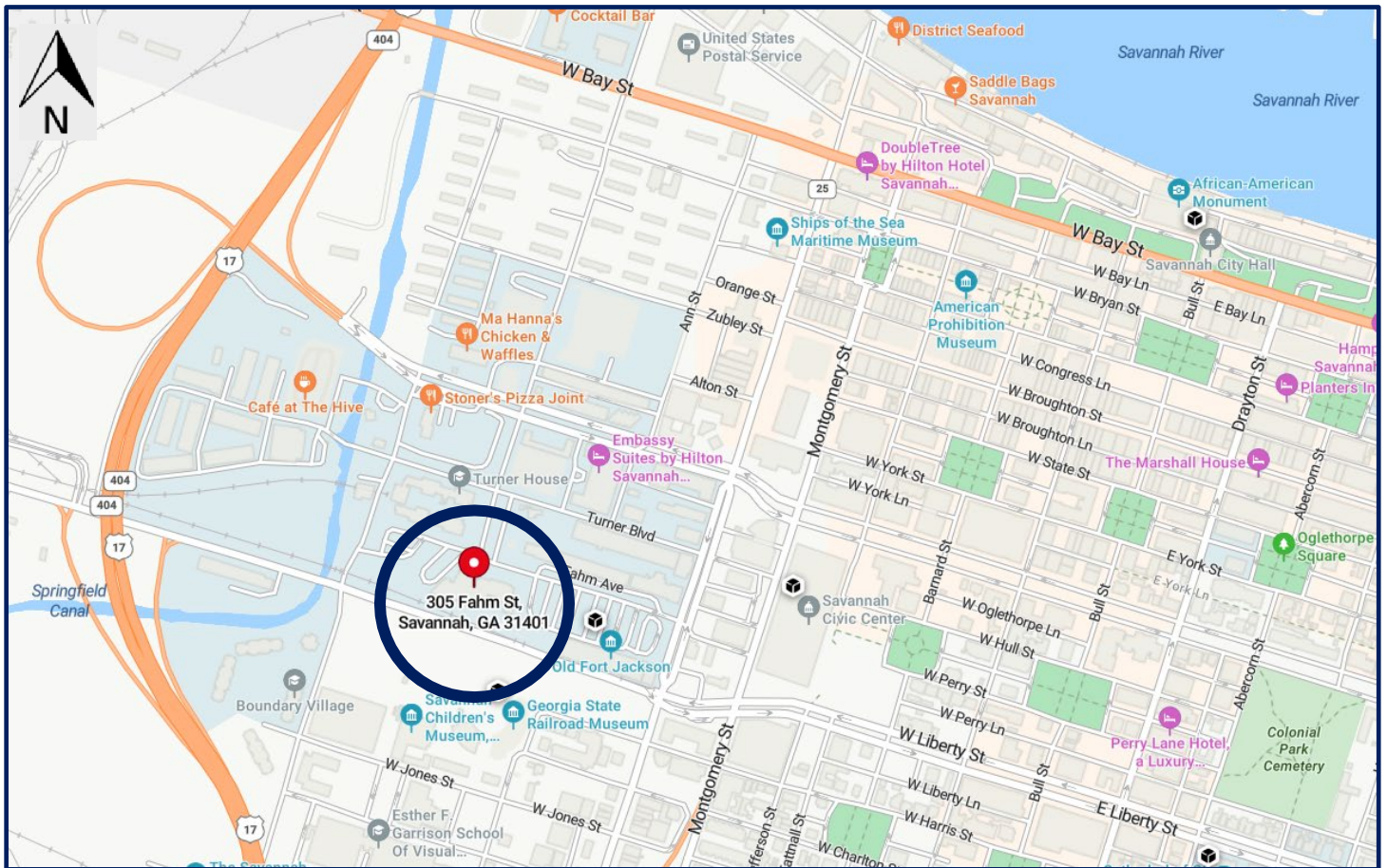
SSU would retain control over access to the Center’s West Wing, where it offers graduate courses in Public Administration, Urban Studies and Planning, Social Work, and Business Administration. The City would continue to be responsible for payment of utilities, janitorial service, and pest control service for the East Wing, while maintenance of the Center would remain the responsibility of SSU.



# Amendment to Rental Agreement

## Coastal Georgia Center

### 305 Fahm Street, Savannah



**11. Amendment to Rental Agreement, 608 Massachusetts Avenue NE, Washington, District of Columbia, University of Georgia**

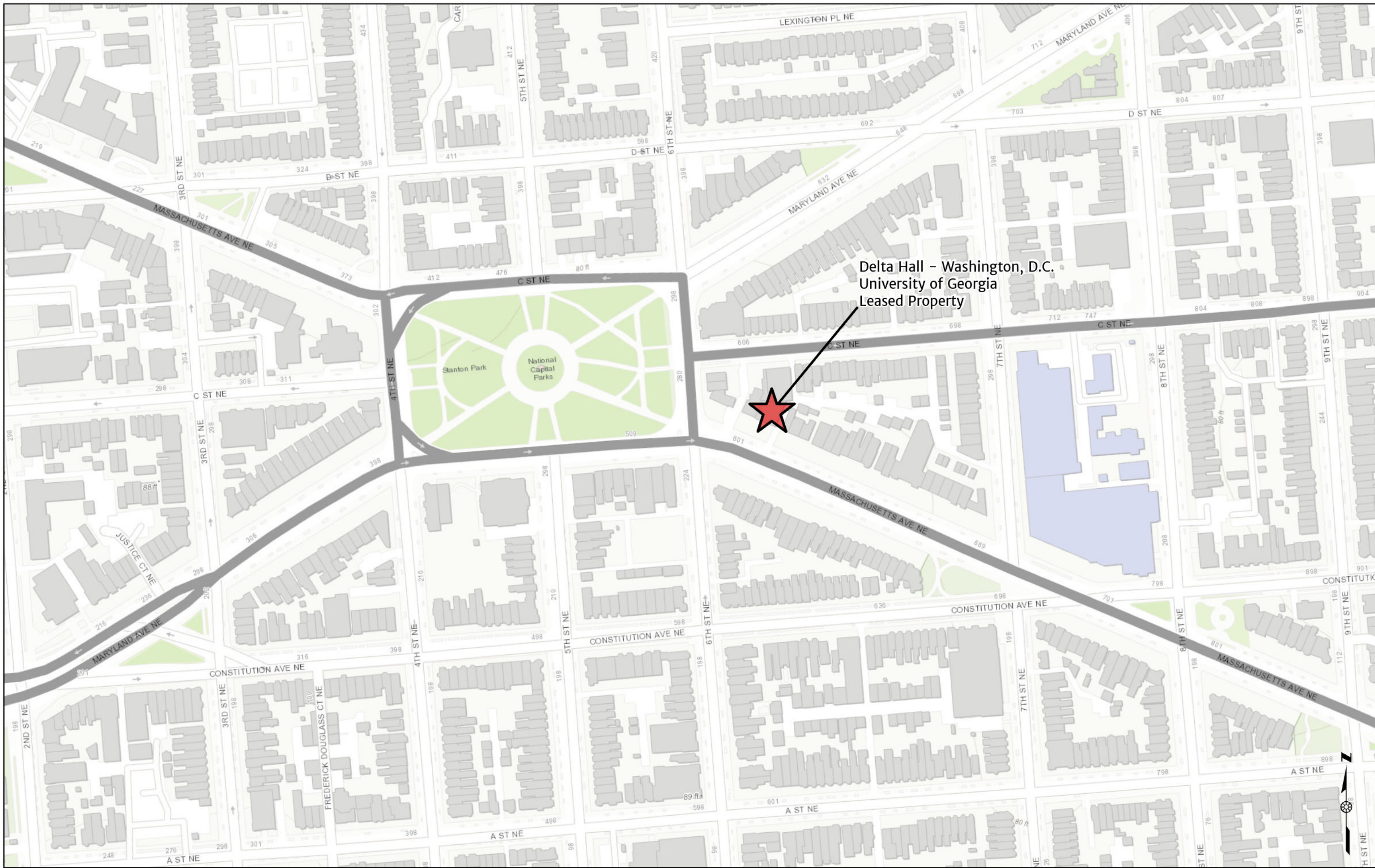
Recommended: That the Board authorize execution of an amendment to extend the rental agreement between The University of Georgia Foundation, as Landlord, and the Board of Regents, as Tenant, for improved property located at 608 Massachusetts Avenue NE, Washington, District of Columbia (the “Property”) for the use and benefit of the University of Georgia (“UGA”). This amendment would add five (5) consecutive, one-year renewal term options to the lease, with the first additional extension covering the period from July 1, 2024, through June 30, 2025, at a monthly rent of \$42,936.96 (\$515,243.52 annualized). Rental amounts would increase approximately 4.0% for each subsequent extension period through June 30, 2029.

Understandings: Following approval by the Board in September 2014, UGA began leasing the Property, commonly known as Delta Hall, to serve as the venue for UGA’s Washington Semester Program. The facility also houses UGA’s federal government relations office, the Honors in Washington Internship Program, and other academic initiatives. In May 2019, the Board approved a lease amendment that provided options to extend the agreement through June 2024.

Situated in the northern portion of the Capitol Hill Neighborhood, the Property is within walking distance of the United States Capitol and office buildings for the Senate and House of Representatives. Totalling approximately 15,283 square feet, the building on the Property is equipped with classrooms, offices, and conference areas on the first floor. The second and third levels contain nine (9) student suites that can accommodate up to 32 students, residential and office space for administrative staff and visiting faculty, study areas, lounges, kitchens, and other related amenities.

All operating expenses associated with the lease would continue to be included in the base rental rate. Rent payments would be sourced from institutional funds.





Delta Hall - Washington, D.C.  
University of Georgia  
Leased Property



**12. Naming Removal and Naming, Mickey Dunn Baseball Stadium, Kennesaw State University**

Recommended: That the Board approve the removal of the Stillwell name from the existing baseball stadium at Kennesaw State University (“KSU”); and

Recommended further: That the Board approve the naming of the renovated baseball stadium as “Mickey Dunn Baseball Stadium” in recognition of the philanthropy of Mr. Mickey Dunn.

Understandings: President Kathy Schwaig confirms that this naming conforms to KSU’s naming guidelines and with the Board of Regents naming policy.

KSU’s baseball stadium (the “Stadium”) has served as the first and only home of the Owls baseball program since its original construction in 1984. In 1997, it was named “Stillwell Baseball Stadium” in honor of the late Fred E. Stillwell, an early and generous supporter of KSU and its athletic programs. The Stillwell family has expressed support for the renovation of the Stadium, which was authorized by the Board in September 2023, and for the proposed name change.

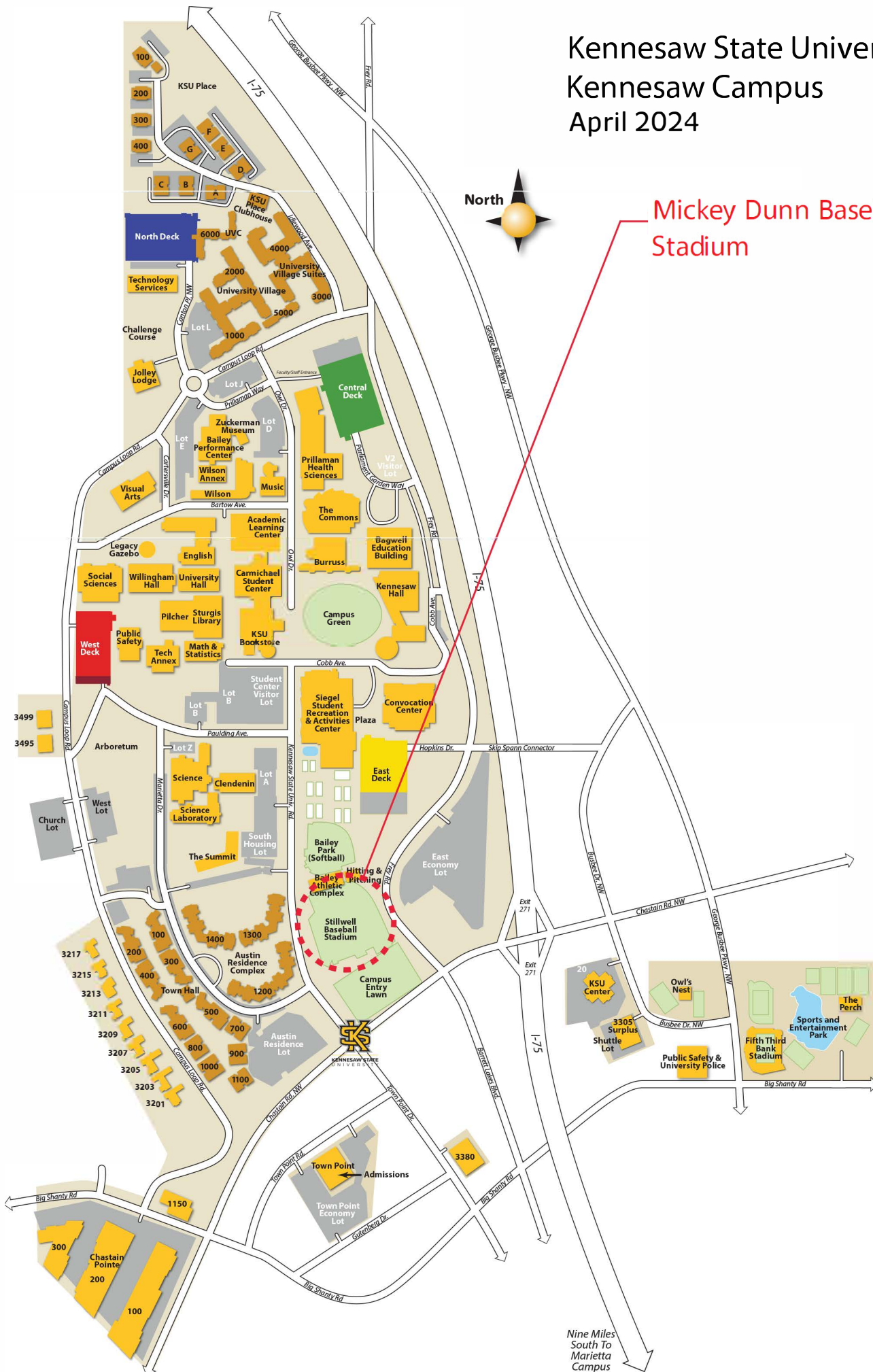
Mickey Dunn enjoyed a standout baseball career for the Southern Polytechnic State University (“SPSU”) Hornets from 1978 to 1981, earning all-conference and all-district honors. In 2015, he was inducted into the SPSU Hall of Fame, a wing of the KSU Athletics Hall of Fame. Mr. Dunn has served for over three decades as President and Chief Executive Officer of ML Industries, Incorporated, a firm he founded in 1990 as a cut-and-sew operation for the private label apparel industry. The company has since diversified by offering automotive products and waste packaging solutions.

Mickey Dunn returned to KSU in May of 2018 to complete his Bachelor of Science degree in Integrative Studies. His gift of \$2,500,000 in support of KSU’s baseball program was the largest one-time, single donation to the KSU Department of Athletics, which has since been increased with an additional gift of \$150,000.

# Kennesaw State University Kennesaw Campus April 2024



Mickey Dunn Baseball Stadium



Nine Miles South To Marietta Campus

**13. Naming of Portia Holmes Shields Early Learning Center, Albany State University**

Recommended: That the Board approve the naming of the new early learning center to be constructed on Albany State University's ("ASU") East Campus as "Portia Holmes Shields Early Learning Center" in honor of former ASU President Portia Holmes Shields.

Understandings: President Marion Fedrick confirms that this naming conforms to ASU's naming guidelines and with the Board of Regents naming policy.

Dr. Shields earned a Bachelor of Science in Education from the District of Columbia Teachers College, a Master of Arts in Education from George Washington University, and a Doctor of Philosophy in Early Childhood and Elementary Education from the University of Maryland at College Park. She served as the director of medical and biomedical communications at the Howard University College of Medicine from 1989 to 1993, and as the dean of the Howard University School of Education from 1993 to 1996.

In 1996, Dr. Shields was named the seventh president of ASU, and its first female president. During the 10 years of her presidency, she led ASU through immense challenges and transformation. Under her leadership, the institution continued its recovery from the devastating Flint River floodwaters of 1994 and embarked on a remarkable rebuilding program that reaffirmed its commitment to excellence in education.

Following her retirement from ASU in 2005, Dr. Shields continued her trailblazing service to higher education. She served as the first female chief executive officer and chief academic officer at Concordia College Alabama, and as interim president of Tennessee State University from 2011 to 2012.

Authorized by the Board in May 2023, the new early learning center is currently in design and will encompass approximately 10,000 square feet that features classrooms, administrative offices, kitchen space, and an outdoor playground area.

May 2023



Albany State University  
504 College Dr. Albany, Ga. 31705  
(229) 430-4600 www.asurams.edu

- Andrews Hall (1)
- Billy Black Bldg (2)
- Caroline Hall Chimney (3)
- Early Learning Center (4)
- Baseball Field House (5)
- Facilities Management (6)
- Catherine Hartnett Criminal Justice Bldg (7)
- HPERGym (8)
- Fine Arts Center (9)
- Institutional Advancement (10)
- James Pendergrast Memorial Library (11)
- Lovett Hall (12)
- L. Orene Hall Bldg (13)
- Police Station/ CEP (14)
- Peace Hall (15)
- President's Office (16) (Daisy Brown Hall)
- Military Science (17) (ROTC)
- Reese Bldg (18)
- Student Center (19)
- Sanford Gym (20)
- Simmons Hall (21)
- ASU Coliseum (22)
- Gibson Hall (23)
- Residence Hall 1 (24)
- Residence Hall 2 (25)
- Residence Hall 3 (26)
- Residence Hall 4 (27) (Subway Restaurant in Hall 4)
- Residential Hall 5 (28)
- Residence Hall 6 (29) (Pizza Hut in Hall 6)
- East Residence Hall (30)
- North Residence Hall (31)
- South Residence Hall (32)
- Wiley Hall (33)



**Early Learning Center**



**14. Naming of Damir J. Kunovac Gate, Convocation Center, Georgia State University**

Recommended: That the Board approve the naming of Gate 2 at the Georgia State University (“GSU”) Convocation Center located at 445 Capitol Avenue as “Damir J. Kunovac Gate” in recognition of the philanthropy of Mr. Damir J. Kunovac.

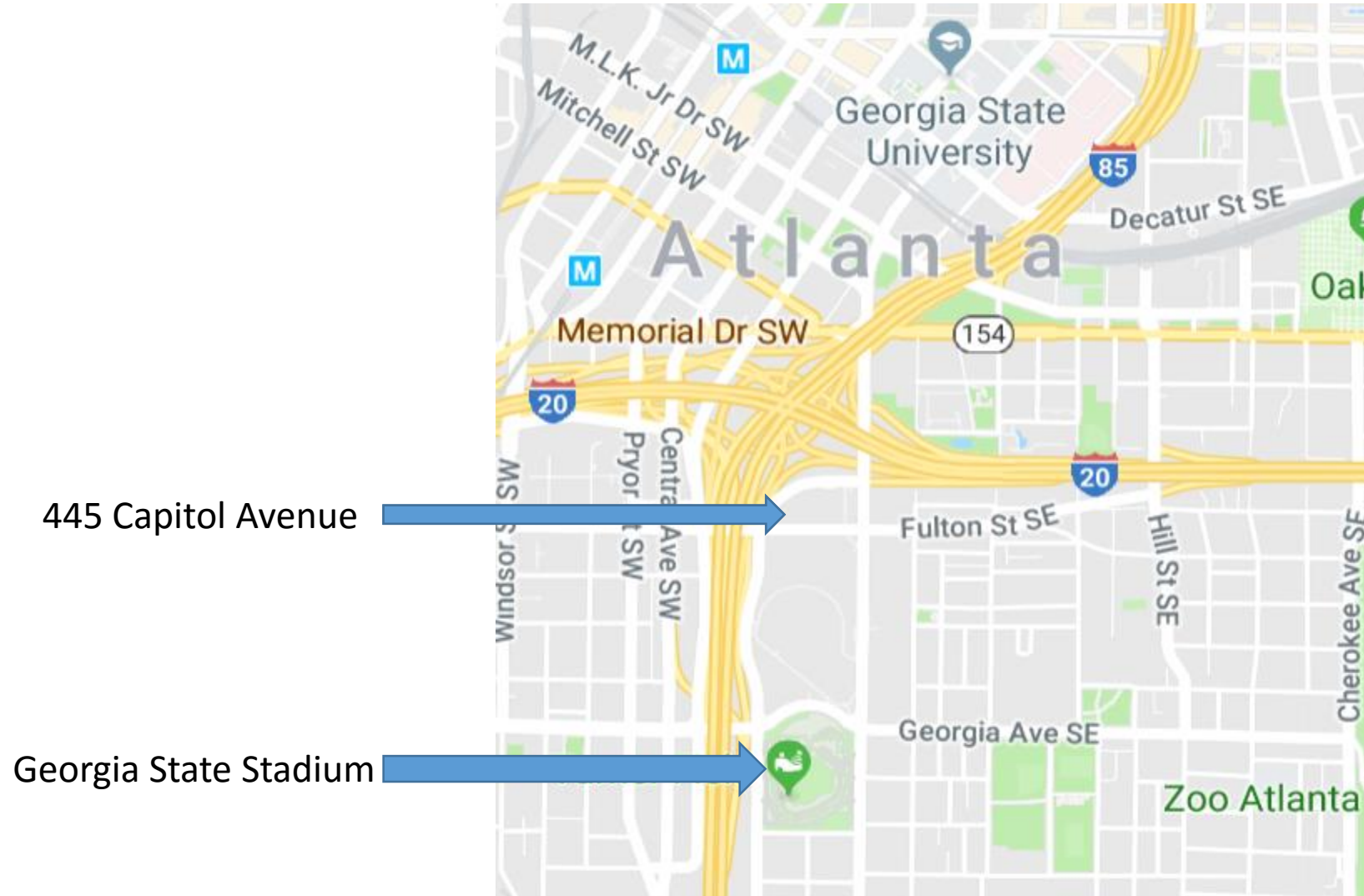
Understandings: President M. Brian Blake confirms that this naming conforms to GSU’s naming guidelines and with the Board of Regents naming policy.

The GSU Convocation Center (the “Center”) is a modern, multipurpose event facility with capacity for up to 8,000 guests. The Center opened in August 2022 and hosts first-year convocation, commencement ceremonies, major events including the 2023 inauguration of Governor Kemp, and athletic competitions. Located adjacent to the ticket office on the corner of Capitol Avenue SE and Fulton Street SW, Gate 2 is one of the three public gates of the Center.

Damir “DJ” Kunovac received his Bachelor of Science in Economics and Computer Science from GSU. In 2014, he co-founded Skubana, an enterprise resource planning system to aid people selling products on Amazon Marketplace. In 2021, Skubana was acquired by 3PL Central.

A longstanding advocate of GSU Athletics, Mr. Kunovac is a longtime football season ticket holder and member of the Panther Athletic Club. To demonstrate his commitment to and support for GSU and its athletics programs, he has given \$100,000 to the Georgia State University Foundation.

# Georgia State University – 445 Capitol Avenue



**15. Naming of David E. Ralston Hall, Blue Ridge Campus, University of North Georgia**

Recommended: That the Board approve the naming of the new academic building under construction on the University of North Georgia’s (“UNG”) campus in Blue Ridge as “David E. Ralston Hall” in honor of the late Speaker of the Georgia House of Representatives, David E. Ralston.

Understandings: President Michael Shannon confirms that this naming conforms to UNG’s naming guidelines and with the Board of Regents naming policy.

Born in Ellijay, Georgia, Speaker Ralston graduated from Gilmer County High School and North Georgia College. He earned his law degree from the University of Georgia and practiced law in Blue Ridge for many years. From 1992 to 1998, he served as a member of the Georgia Senate, and was the Republican nominee for attorney general of Georgia in 1998. In 2002, he was elected to the Georgia House of Representatives to represent the 7<sup>th</sup> District and its constituents in Fannin, Gilmer, and Dawson Counties. In January 2010, he began serving as the 73<sup>rd</sup> Speaker of the Georgia House, a position he held until his untimely death in November 2022.

Speaker Ralston was a staunch advocate for the north Georgia region, and the second-longest serving Speaker of the Georgia House of Representatives. He played a pivotal role in shaping legislation that has had a lasting positive impact by promoting economic development and enhancing the overall well-being of Georgians. His visionary leadership was instrumental in expanding access to mental health resources and championing rural economic development.

Authorized by the Board in May 2022, the new building is currently under construction with an expected completion in the spring of 2025. Totalling approximately 22,300 square feet, the building will house classrooms, nursing simulation labs, offices, and a multipurpose room.

## David E. Ralston Hall, Blue Ridge Campus, UNG

