
A decorative header featuring several white, paper-cut style clouds of various sizes against a dark grey background.

 **UNIVERSITY SYSTEM OF GEORGIA**
Information Technology Services

Release Review Degree Works 5.0.1 and Service Pack 1, 2, and 3



Degree Works 5.0.1 Release Review

- Path to Degree Works 5.0.1
- Functional Components
 - Composer
 - Configuration Files

Release Prerequisites & Certifications

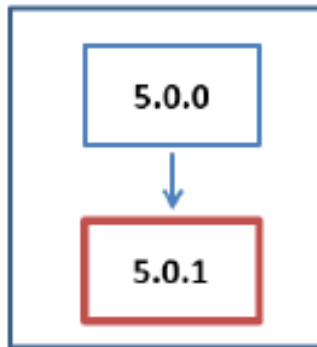
- Prerequisites:
 - Degree Works 5.0
 - Technical requirements in *Degree Works Installation Guide Release 5.0.1*

Ellucian has tested and certified this release with the following statement:

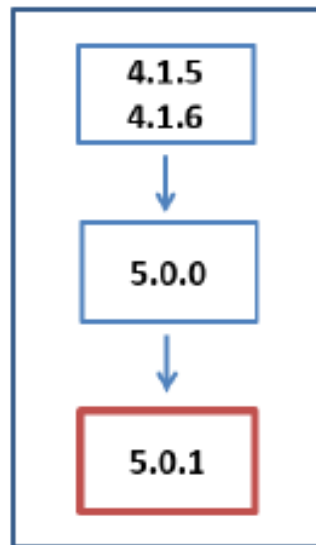
“Quality Targets – Each of our product releases undergoes a stringent quality assurance process prior to release. Should a particular capability not meet our quality targets, we may choose to defer that specific capability to a future release or not complete the development of that capability at all.”

Path to Degree Works 5.0.1

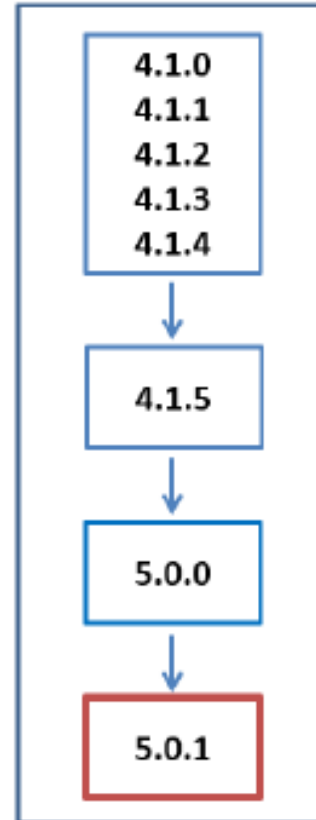
I am on 5.0.0 so I can upgrade directly to 5.0.1



I am on 4.1.5 or 4.1.6 so I must upgrade to 5.0.0 before I can upgrade to 5.0.1



I am on 4.1.0 – 4.1.4 so I must upgrade to 4.1.5 and then to 5.0.0 before I can upgrade to 5.0.1



Service Packs

- Service Packs 1, 2, and 3 available
- Correct defects reported with the Degree Works 5.0.1 Release

Functional Updates

Composer

Composer

- Application for Localization Management
- Requires COMPOSER key to access
- Resources are available with the Degree Works 5.0.1 Release documentation

Composer

The screenshot displays the Composer application interface. At the top, a purple header bar contains the word "Composer" on the left and the user name "William Faulkner" with a profile icon on the right. Below the header is a light gray banner with the text "Welcome to Composer". A dark gray sidebar on the left contains several icons: a hamburger menu, a home icon, a folder icon, a grid icon, a document icon, a list icon, and a photo icon. The main content area features four white cards arranged in a 2x2 grid. Each card has a small icon and a title followed by a description:

- Language Properties** (Folder icon): Localize and translate Language Properties per locale.
- CSS** (Grid icon): Customize CSS (Cascading Style Sheets) in Degree Works applications.
- Shepherd Scripts** (Document icon): Modify Shepherd Scripts to customize Degree Works Dashboard pages.
- XSL** (Grid icon): Customize XSL (Extensible Stylesheet Language) in Degree Works applications.

At the bottom of the interface, a gray footer bar contains the copyright notice: "© 1995-2018 Ellucian Company L.P. and its affiliates. All rights reserved."



Configuration Files

Configuration Files

- The following are now accessible through Shepentry in DWShell:
 - SHPCFG
 - bannerextract.config

Configuration Files

The screenshot displays the 'System Settings' page in the Shepentry application. The interface includes a navigation sidebar on the left with options like 'Users', 'Groups', 'Passports', and 'Logs'. The main content area features a 'System Settings' header with a search bar and a table of configuration items. The table has columns for 'Key', 'Value', and 'Specification'. The selected row is 'core.security.rules.shpcfg', which has a value of '#' and a specification of 'default'. Below the table, there is a 'Description' field and a metadata section showing 'Created', 'Modified', 'By Who', and 'By What' information.

| Key | Value | Specification |
|---|---------|---------------|
| core.security.passwordCheck.clearText.enabled | true | default |
| core.security.passwordCheck.sha1.enabled | true | default |
| core.security.passwordEncoding.enabled | false | default |
| core.security.referenceUser.username | TREQER | default |
| core.security.referrerAllowableUrls | dxgabes | default |
| core.security.rules.shpcfg | # | default |

Metadata for core.security.rules.shpcfg:

- Created:
- Modified: 05/15/2019
- By Who: 900010084
- By What: SHPENTRY

Documentation

- This release will include the following documentation:

- Major Upgrade Test Plan

- Functional User Guide

- https://www.usg.edu/georgia_best/application_development_and_support/degree_works

- Ellucian release documentation available at:

- https://ellucian.force.com/clients/s/document_library

More Information and Support

More Information and Support:

For emergency, business interruption or other production down situations, immediately call the ITS Helpdesk (706-583-2001 or 888-875-3697 toll-free within Georgia).

For non-urgent issues, submit a service request at <https://usg.service-now.com/usgsp>. (Self-service support or service requests require a user ID and password; email helpdesk@usg.edu for assistance.)

Additional Resources:

For information about ITS maintenance schedules or Service Level Guidelines, please visit

http://www.usg.edu/customer_services/service_level_guidelines.

For USG services status, please visit <http://status.usg.edu>.



UNIVERSITY SYSTEM OF GEORGIA

Information Technology Services

