

# UPDATE: Known Issue: KI9.2-40\_ePro - Account Field Is Not Able to Be Edited after Selecting a SpeedChart in Mass Change

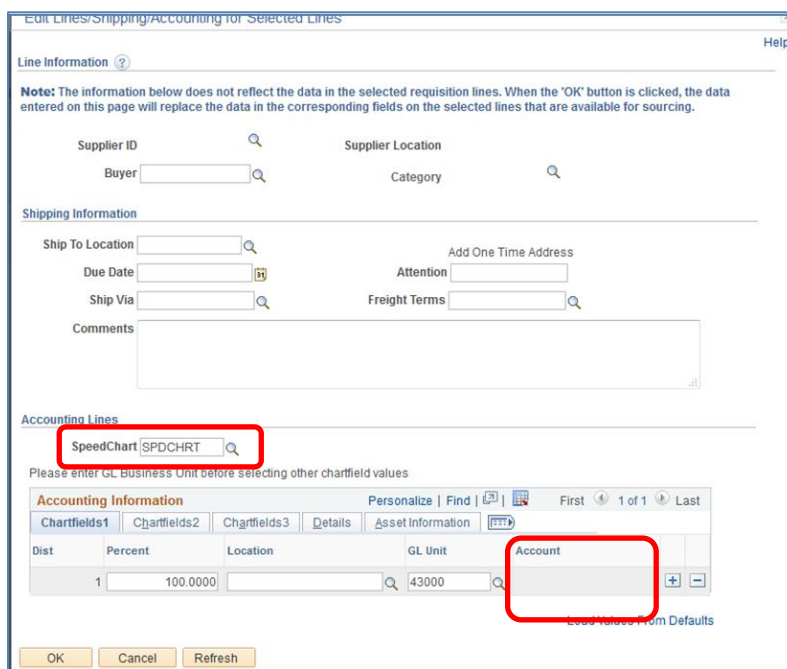
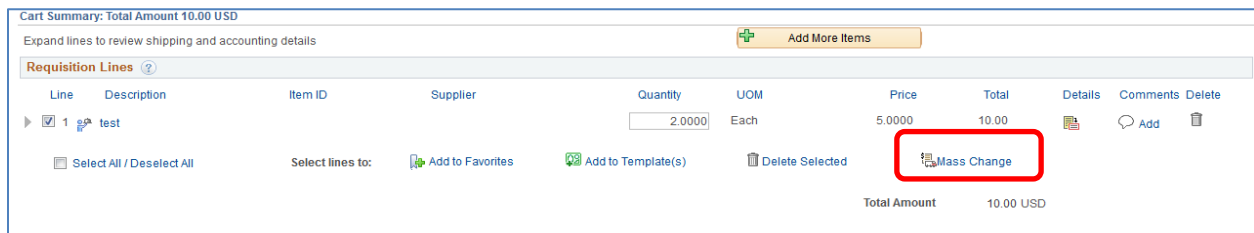
**POSTED:** 08/10/2016

**STATUS:** Active

**Update:** The Functional Workaround section of this Known Issue has been updated.

Using the SpeedChart functionality on the Mass Change page of an eProcurement requisition is causing the Account field to be greyed out, and the field is not able to be edited.

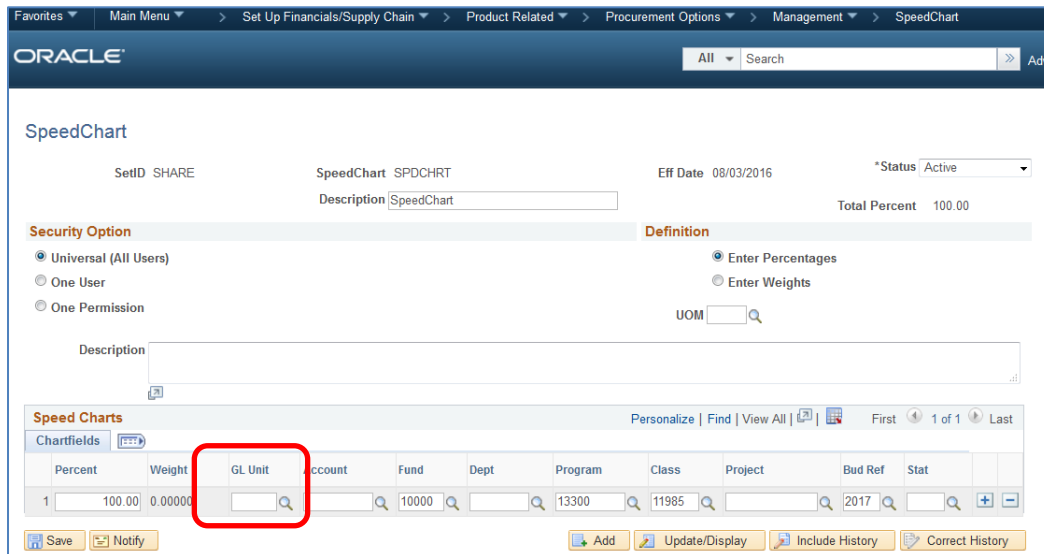
All other ChartFields (Fund, Department, Project, etc) remain available to edit.



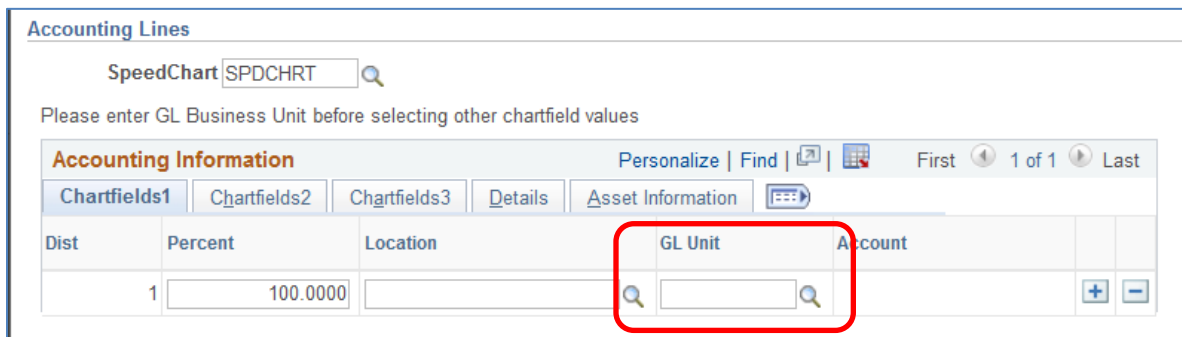
**Functional Workaround:**

There are several functional workarounds for this issue:

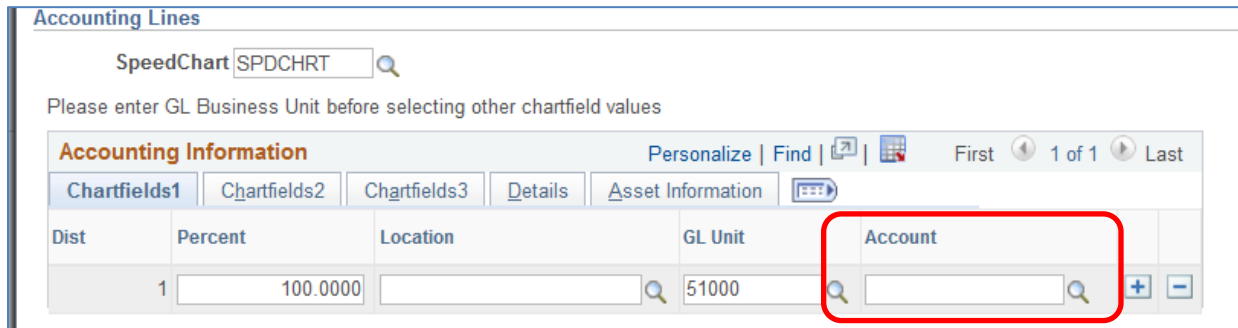
1. If a SpeedChart is entered on the Mass Change page, and the Account needs to be changed from the value that originally defaulted into the account field when the item was added, the user can navigate to the Accounting Lines section of the requisition and manually enter the account for each Accounting Line that needs to be changed.
2. Discontinue the use of the SpeedChart functionality from the Mass Change page and instead choose to specify the SpeedChart on each individual Accounting Line. The account field is able to be edited when adding a SpeedChart from this navigation.
3. When initially creating a SpeedChart, do not enter a GL Unit:



When the SpeedChart is then selected on the requisition, the GL Unit field must then be populated:



Once it is populated, the Account field will be available for editing:



Accounting Lines

SpeedChart SPDCHRT

Please enter GL Business Unit before selecting other chartfield values

Accounting Information Personalize | Find | First 1 of 1 Last

Chartfields1 Chartfields2 Chartfields3 Details Asset Information

Dist	Percent	Location	GL Unit	Account
1	100.0000		51000	

### Estimated Resolution:

ITS is currently researching to see if this is a known Oracle bug and to determine an appropriate resolution.

**MORE INFORMATION AND SUPPORT:** For business impact emergency issues, contact the ITS Helpdesk immediately at 706-583-2001 or 1-888-875-3697 (toll free within Georgia). For non-urgent issues, contact the ITS Helpdesk via the self-service support website at [http://www.usg.edu/customer\\_services](http://www.usg.edu/customer_services). (This service requires a user ID and password. E-mail [helpdesk@usg.edu](mailto:helpdesk@usg.edu) to obtain self-service login credentials.)

**ADDITIONAL RESOURCES:** For information about ITS maintenance schedules or Service Level Guidelines, please visit [http://www.usg.edu/customer\\_services/service\\_level\\_guidelines](http://www.usg.edu/customer_services/service_level_guidelines). For USG services status, please visit <http://status.usg.edu>.