



Board of Regents University System of Georgia

Tuition, Fees and Allocations
April 17, 2012

"Creating A More Educated Georgia"



FY 2012 Amended and FY 2013 Final Appropriations State General Funds

"Creating A More Educated Georgia"

State Funds Summary

	<u>Total</u>	<u>Change</u>	<u>Percent</u>
FY 2012 Base Budget	\$1,738,915,019		
FY 2012 Amended	\$1,704,966,581	(\$33,948,438)	-1.95%
FY 2013	\$1,828,569,784	\$89,654,765	5.16%

2% Budget Reductions

Fiscal Year 2012 Amended	(\$33,948,438)
---------------------------------	-----------------------

Fiscal Year 2013	(\$36,805,459)
-------------------------	-----------------------

Formula Funding

	<u>Request</u>	<u>HB 742</u>
Enrollment Growth	\$ 72,584,149	\$ 72,584,149
M&O - FY 2012	8,724,061	0
M&O - FY 2013	3,796,017	3,796,017
Health Insurance	10,985,748	10,985,748
TRS – ERS Retirement		14,765,749
Liability, WC, and Unemployment		5,230,473
Retiree Health and Life Benefits	5,683,199	5,683,199
Payback Projects Retired	<u>830,680</u>	<u>830,680</u>
Formula Total	\$102,603,854	\$113,876,015

Other Requests

	<u>Request</u>	<u>HB 742</u>
Unit "B" – Health/Life	\$ 1,303,771	\$ 1,303,771
Unit "B" – TRS/ERS Retirement		702,077
SREB Payments (SREB Dues)	122,030	105,000
Graduate Medical Education	1,200,000	1,200,000
Nursing Initiative	6,030,000	3,030,000
GHSU – Cancer Research		5,000,000
Georgia Public Libraries	<u>394,218</u>	<u>394,218</u>
Total - Other Requests	\$ 9,050,019	\$11,735,066

General Assembly Additions

	<u>HB 742</u>
Ag Experiment – 4 Research Scientists	\$ 600,000
Eminent Scholar – Georgia Southern	500,000
Other – GTRI and GA State	<u>75,000</u>
Total	\$1,175,000



Final FY 2013 Appropriations Capital Outlay

"Creating A More Educated Georgia"

Equipment

	<u>Request</u>	<u>HB 742</u>
ABAC – Tift Lewis Herring	\$ 1,500,000	\$ 1,500,000
CCGA – Teacher Learning/Ed Ctr.	1,100,000	1,100,000
GSOU – Biology Building	2,800,000	2,800,000
GSWSU – Health/Human Sciences	1,400,000	1,400,000
KSU – Education Classroom Facility	2,300,000	2,300,000
UWG – Nursing Building	<u>2,000,000</u>	<u>2,000,000</u>
Equipment Total	\$11,100,000	\$11,100,000

Construction

	<u>Request</u>	<u>HB 742</u>
GHSU – Medical Commons	\$ 28,000,000	\$ 28,000,000
UGA – Vet. Med. Teaching Hospital	52,300,000	52,300,000
GGC – Allied Health Building	25,200,000	25,200,000
GIT – Engineered Bio Systems	59,000,000	59,000,000
VSU – Health Science Building	32,000,000	32,000,000
GCSU – Ennis Hall Renovation	9,600,000	9,600,000
DALTON – Academic Building	_____	<u>15,000,000</u>
Construction Total	\$206,100,000	\$221,100,000

Small Capital Projects

	<u>Request</u>	<u>HB 742</u>
USG – State History Museum	\$ 1,500,000	\$ 0
UGA – Griffin Food Technology**	3,500,000	**2,500,000
KSU – Infrastructure Expansion	5,000,000	6,500,000
UGA – Agricultural Ext. – MRR	4,000,000	4,000,000
UGA – Agricultural Ext. - Equipment	0	1,525,000
UGA – Rock Eagle	<u>1,000,000</u>	<u>2,500,000</u>
Small Capital Projects Total	\$15,000,000	\$17,025,000

** Griffin project also includes \$1 million of redirected bonds issued for the Department of Agriculture, for total funding of \$3.5 million.

Other Capital and MRR

	<u>Request</u>	<u>HB 742</u>
Major Repairs and Rehabilitation	\$50,000,000	\$ 0
Major Repairs/Rehabilitation – 20 yr		35,000,000
Major Repairs/Rehabilitation – 5 yr		10,000,000
Georgia Research Alliance		8,000,000
Fort McPherson Retrofit		4,000,000
Design – GA Highlands Academic		2,200,000
UGA – Rural Development Center		<u>3,000,000</u>
Other Capital Total	\$50,000,000	\$62,200,000

FY 2013 Capital Summary

	<u>Request</u>	<u>HB 742</u>
Equipment	\$ 11,100,000	\$ 11,100,000
Construction	206,100,000	221,100,000
Small Capital Projects	15,000,000	17,025,000
Other Capital and MRR	50,000,000	62,200,000
Public Libraries	<u>16,143,072</u>	<u>4,360,000</u>
Total USG Capital	\$298,343,072	\$315,785,000
Pass Through Organizations	<u>0</u>	<u>10,045,000</u>
Grand Total	\$298,343,072	\$325,830,000

* Total bond package - \$812.9 Million. USG is 39% of the bond package.



Approval Item #2

FY 2012 Amended Budget

Appendix I



Approval Item #3 Special Institutional Fee

"Creating A More Educated Georgia"

Special Institutional Fee (SIF)

Item #3 - Board Resolution

- SIF Implemented in December 2008 (Board Minutes)
- Board Policy 7.3.2.1 – Permits Special Purpose Fee
- SIF First Applied – Spring Semester 2009
- SIF Continued FY 2010 through FY 2012
- Board Minutes Reflect Sunset Date of June 30, 2012
- Total SIF Revenue = \$210 Million
- FY 2013 Proposed Exemptions:
 - Active Military – (\$954K)
 - Students Enrolled Less Than 5 Hours – (\$5.5 Million)



Approval Item #4 FY 2013 Tuition

"Creating A More Educated Georgia"

Tuition

- Tuition Considerations:
 - Affordability
 - Budget Reduction Impact on Tuition & Fees
 - Continuation of Special Institutional Fee
 - End of Fixed-for-Four
 - Peer Institutions and Out-of-State Pricing Sensitivity (Research Institutions)

In-State Tuition Rates for FT Students: FY 2003 – FY 2012

Fiscal Year	Percent Increases	Research Universities	State Universities & Colleges	Two-Year Colleges
2003	6%, 4%, 4%	\$1,395	\$1,005	\$ 666
2004	15%, 10%, 5%	\$1,604	\$1,106	\$ 699
2005	5%, 5%, 5%	\$1,684	\$1,161	\$ 734
2006	8%, 5%, 5%	\$1,819	\$1,219	\$ 771
2007 (Entering Rate FFF)	7%, 5%, 4%	\$1,946	\$1,280	\$ 802
2008 (Entering Rate FFF)	15.5%, 12%, 9%	\$2,248	\$1,434	\$ 875
2009 (Entering Rate FFF)	8%, 8%, 5%	\$2,428	\$1,549	\$ 919
2010	0% 1-12 hours (except UGA & Tech); raised ceiling from 12 to 15 hours; new flat tuition model at UGA & Tech	\$3,035	\$1,937	\$1,149
2011	16.5%, 10.3%, 4.4%	\$3,535	\$2,137	\$1,199
2012	3%	\$3,641	\$2,201	\$1,235

Tuition – Undergraduate

Appendix IIA

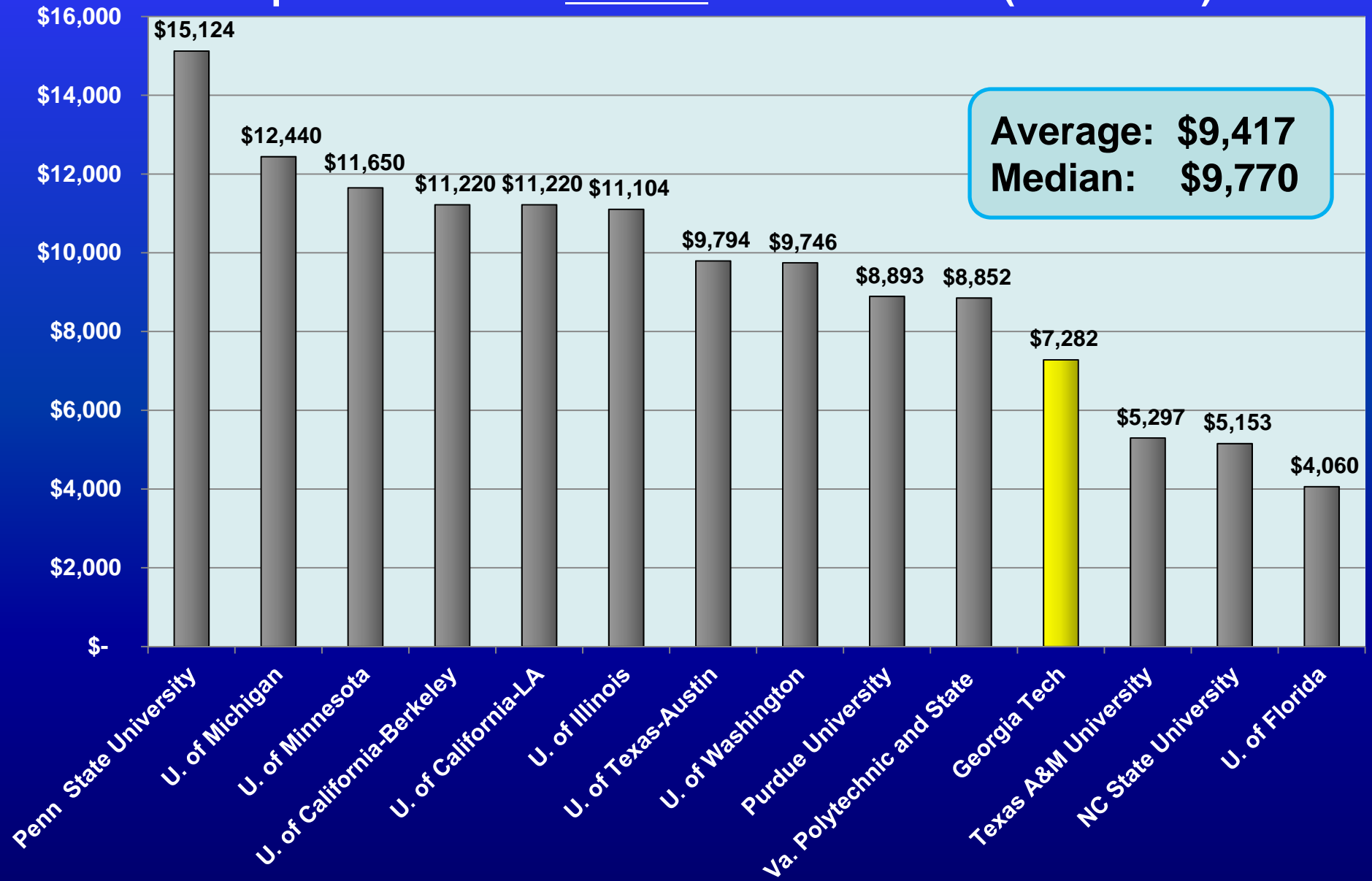
- Recommend 2.5% Increase for 32 Institutions
- Applies to both In-State and Out-of-State Students
- Impact on In-State Students (per semester):
 - Georgia Health Sciences University – \$91
 - Regional Universities – \$59
 - State Universities – \$55 to \$64
 - State Colleges – \$31 to \$41
 - Two-Year Colleges – \$31
- Impact on Out-of-State Students (per semester): \$117 to \$319

Tuition – Undergraduate

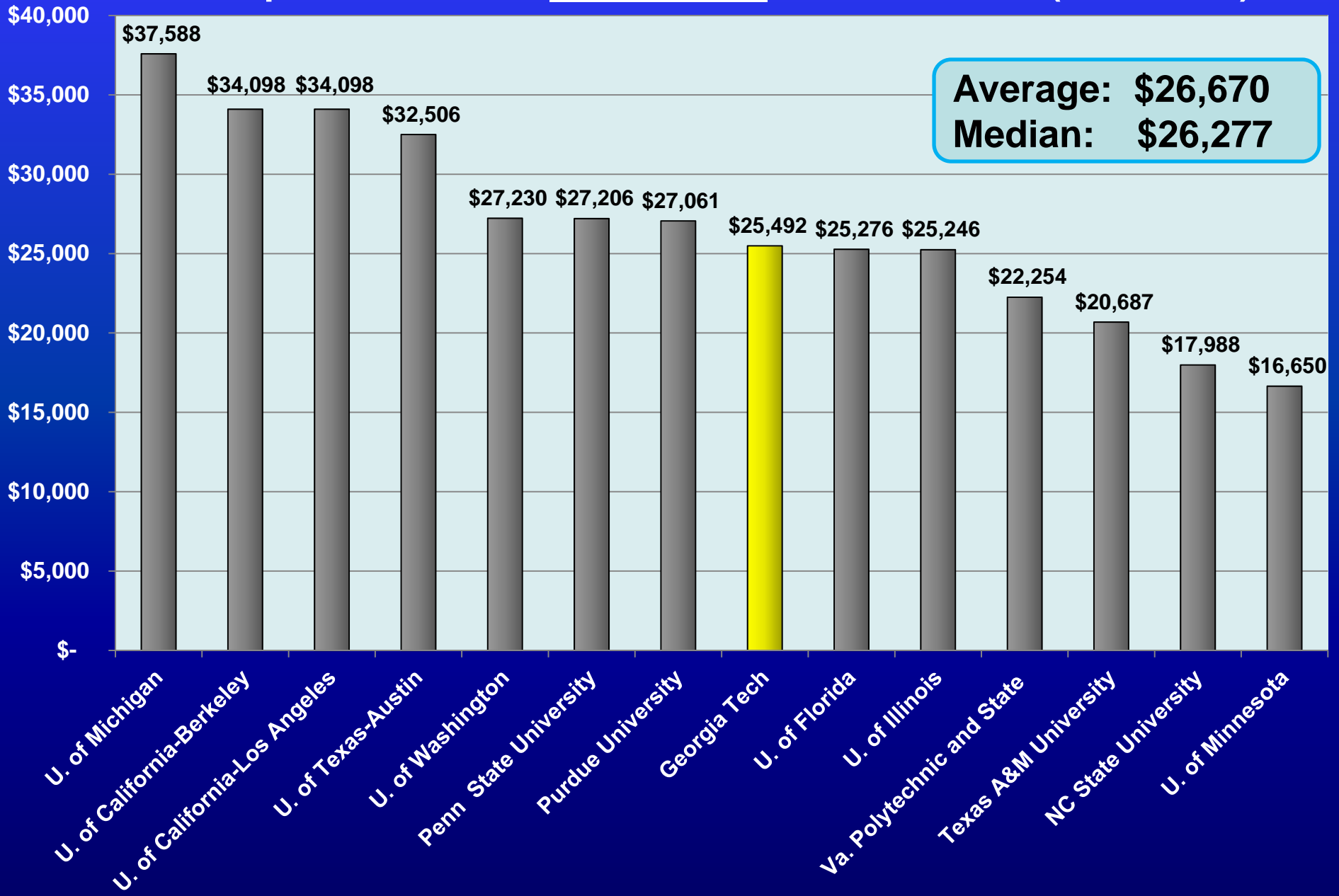
Appendix IIA

- Differentials for Research Universities
 - Market-Driven and Comparability to Peer Institutions
 - High Demand – Top 20 Schools
 - Georgia Health Sciences remains at 2.5%
 - Minimal Number of Undergraduates
 - Consolidation and Tuition Structure Review
- Out-of-State Rates were set in consultation with institutions, recognizing price sensitivity

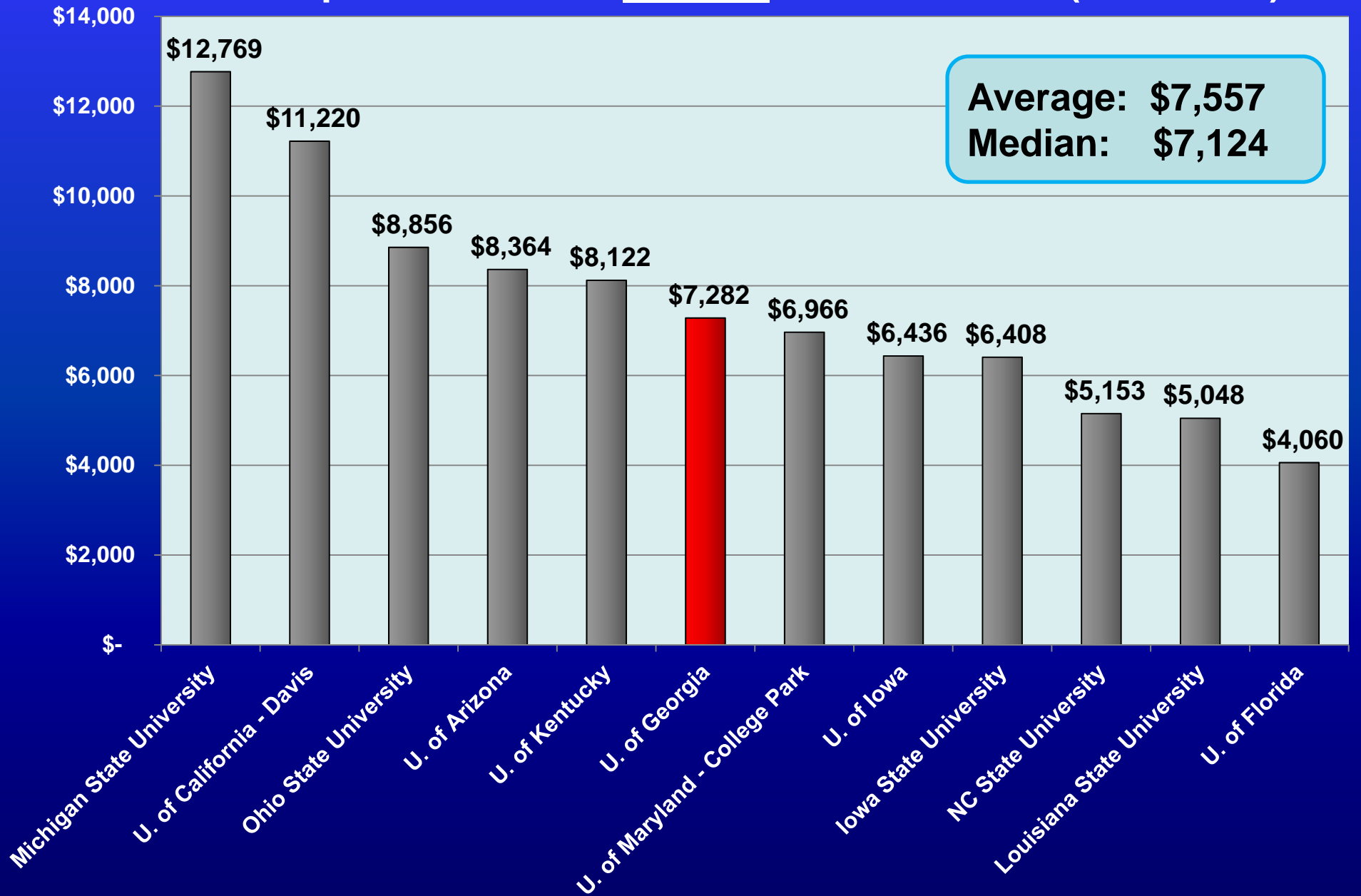
Georgia Institute of Technology Comparison of Peer In-State Annual Tuition (2011-2012)



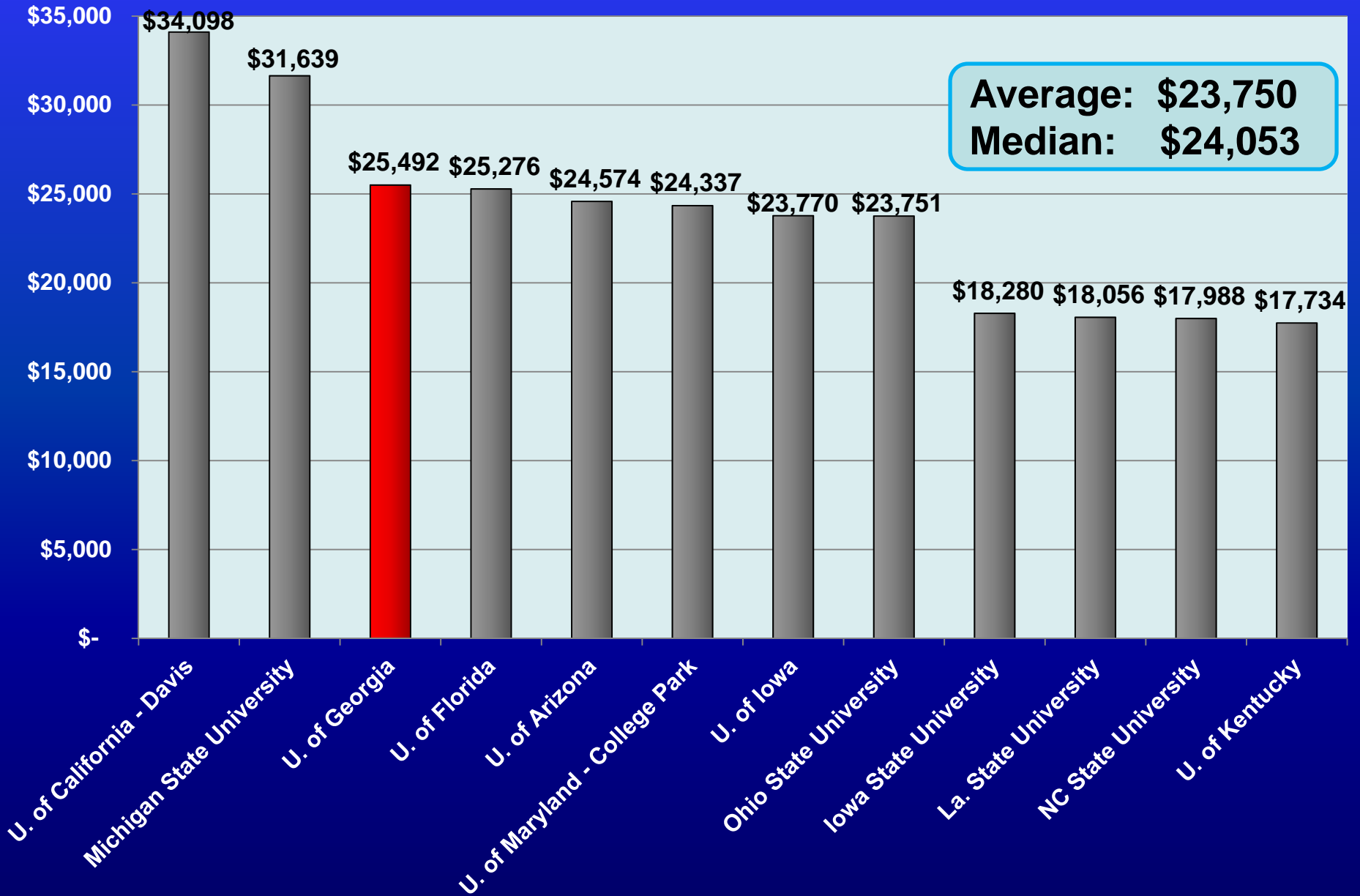
Georgia Institute of Technology Comparison of Peer Out-of-State Annual Tuition (2011-2012)



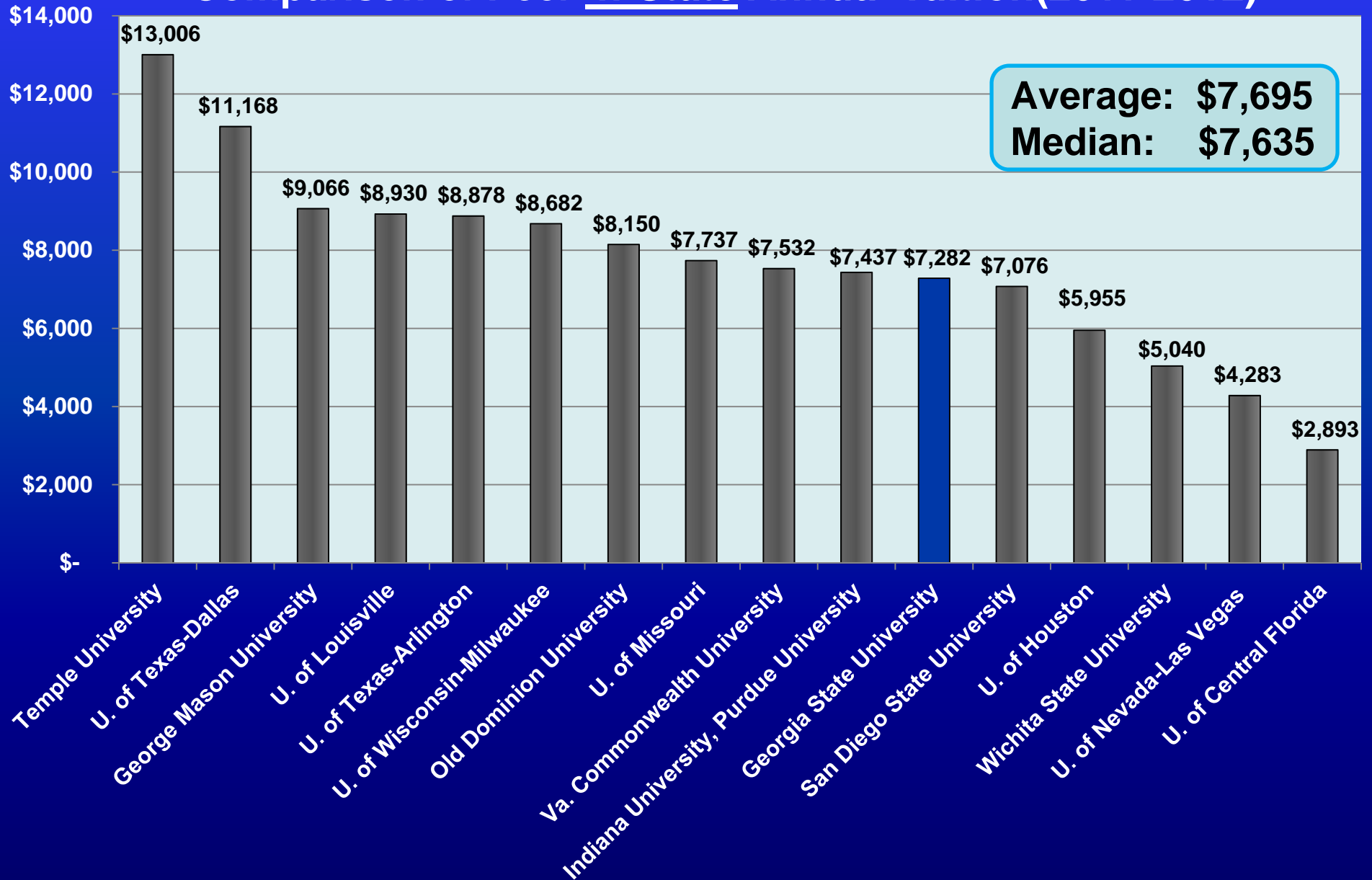
University of Georgia Comparison of Peer In-State Annual Tuition (2011-2012)



University of Georgia Comparison of Peer Out-of-State Annual Tuition (2011-2012)

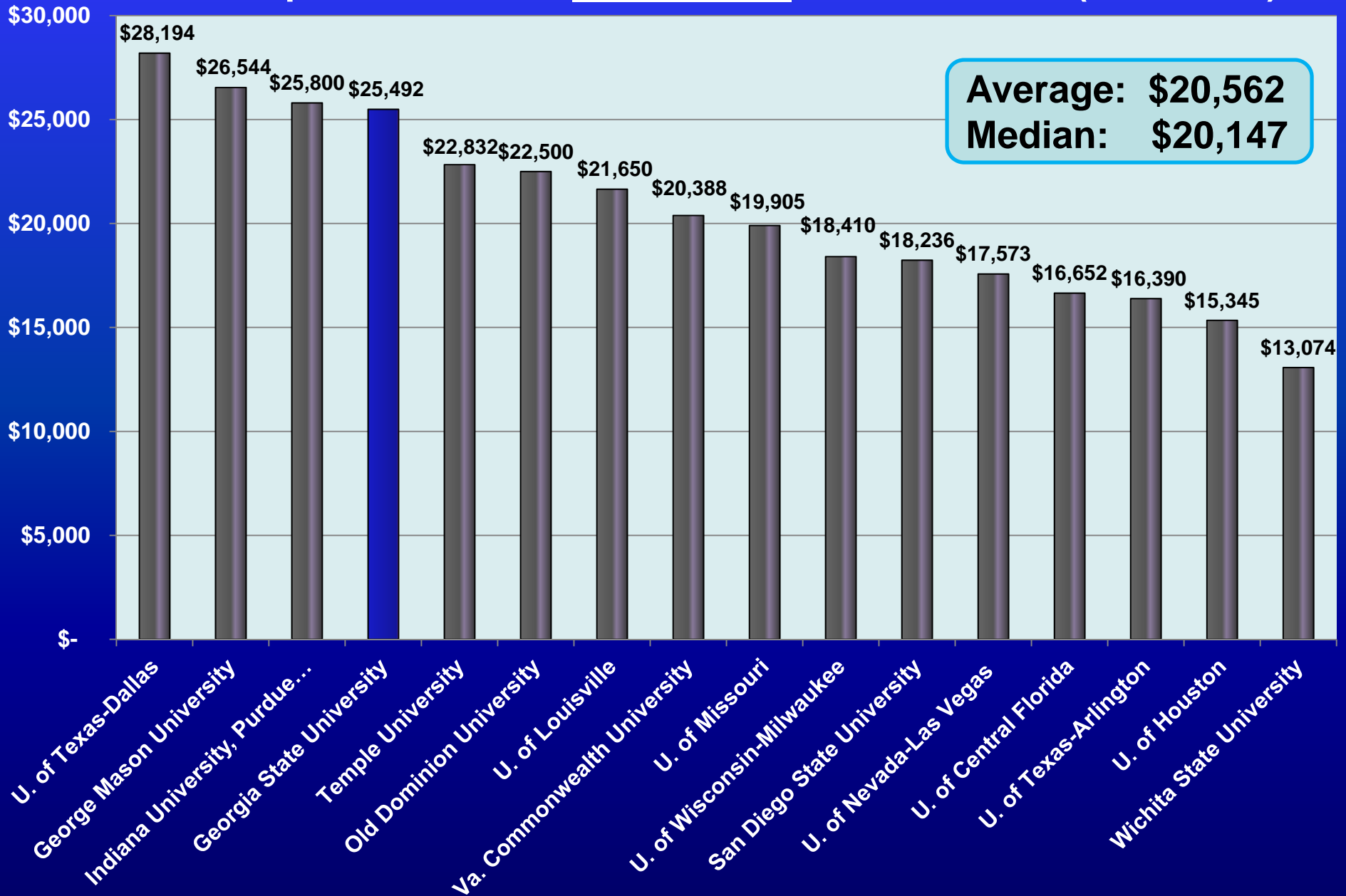


Georgia State University Comparison of Peer In-State Annual Tuition(2011-2012)



Georgia State University

Comparison of Peer Out-of-State Annual Tuition (2011-2012)



Tuition – Undergraduate Appendix IIA

- Impact on In-State Students (per semester):
 - Georgia Tech - 6.0% (\$218)
 - University of Georgia - 5.0% (\$182)
 - Georgia State - 3.5% (\$127)
- Impact on Out-of- State Students (per semester):
 - Georgia Tech - 6.0% (\$765)
 - University of Georgia – 1.4% (\$182)
 - Georgia State – 1.0% (\$127)

Tuition – Graduate

Appendix IIB

- Graduate Programs – Approximately 3% Increase to Base Program for 13 Institutions Offering Graduate Instruction.
- Research Institutions – Increases range from 3% to 6%
 - Surveyed Research Institutions
 - Provided Flexibility Up to 6%
 - Peer Institutions and Market
 - GHSU – Enrollment Largely Graduate Students (6% Increase)
- Professional Programs – Rates based on nationally competitive, professional programs



Approval Item #5

Out-of-State Tuition Waivers

Out-of-State Tuition Waivers

Item #5 – Tuition Waiver Policy Revision

- Recommendation: Increase Waivers from 2% to 4%
- Applies only to the four Research Institutions
- Competition with other states for best students
- Provides additional resource to attract best students
- Institution may provide full or partial out-of-state waiver
- Requires change in Board Policy 7.3.4.1
- Provides waivers for 1,700+ students totaling ~ \$16M



Approval Item #6

Mandatory Student Fees

"Creating A More Educated Georgia"

Mandatory Student Fees

Appendix III

- Instructions provided November 2011
 - Limit Requests
 - No New Fees (Unless PPV Project-Related)
 - Must Make Strong Business Case
- 17 Institutions Submitted Mandatory Fee Requests
 - 30 Fee Requests
 - 19 Fee Changes Recommended (Full or Partial)
- Staff Carefully Reviewed
 - Ensured Students Approved Fee Request
 - Recommended Denial if Significant Fund Balance Exists

Elective Fees Requiring Board Approval (page 11)

Board approval required for elective fees and special charges required to be paid by all full-time, undergraduate students or all undergraduate students in a specific degree program, except specific course fees for supplementary costs.

Recommending approval for dining fees at:

- Fort Valley State University (New)
- Kennesaw State University
- College of Coastal Georgia



Approval Item #7

FY 2013 Budget Allocations

"Creating A More Educated Georgia"

Allocations

Appendix IV

- Chancellor – Budget Hearings with All Institutions
- Institutional Priorities from Presidents
- Requests Total \$246 Million vs. Enrollment Funds <\$70 Million
- Formula Allocation Considerations:
 - Enrollment: Two Years of Enrollment (FY 2012 and FY 2013)
 - Restoration of some Prior Reductions
 - Differences within Sector
- Ultimately, funds were allocated to address institutional priorities
- M&O Past Two Years Pro-rated (Square Footage)
- Fringe Benefits Follow Personnel
- Capital based on legislative intent (Appendix V)



Board of Regents University System of Georgia

Tuition, Fees and Allocations
April 17, 2012

"Creating A More Educated Georgia"