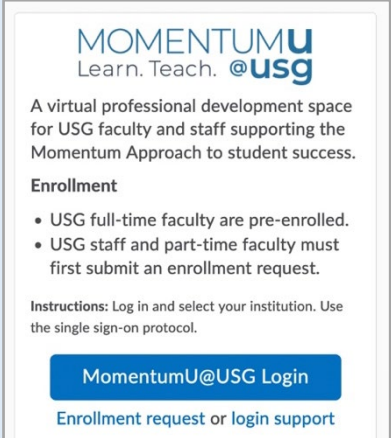



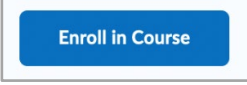
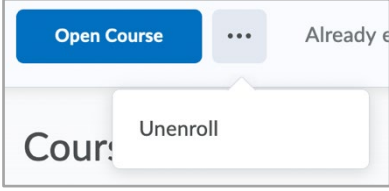
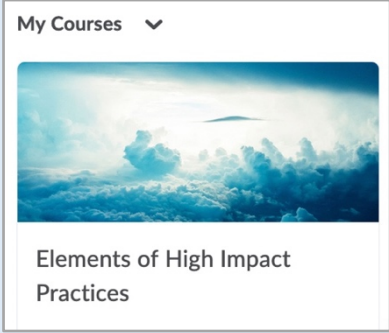


MomentumU@USG is a virtual and collaborative learning space for USG faculty and staff supporting best practice for all teaching modalities including in-person instruction, blended learning, and fully online courses.

Courses and Events – Self-Registration

Instructions	Illustrations
<ol style="list-style-type: none"> Go to USG Train at usgtrain.view.usg.edu Add a bookmark for the USG Train home page to make it easier for you to return and log in again. Select the [MomentumU@USG Login] button (<i>Figure 1</i>). You will use your institution’s dual authentication process to verify your identity. The courses (including MomentumU@USG) in which you are enrolled appear under My Courses (<i>Figure 2</i>). Select a course to begin the instruction. Login Errors: If you receive an error, you may not be pre-enrolled in MomentumU@USG. Use the Enrollment request or login support links for assistance. <p style="text-align: center;">Login and Enrollment Assistance</p> <p style="text-align: center;">Please submit a MomentumU@USG support request.</p>	 <p style="text-align: center;"><i>Figure 1</i></p>  <p style="text-align: center;"><i>Figure 2</i></p>
<p>Self-Enrollment</p> <ol style="list-style-type: none"> Short courses: Select Transformative Teaching Practices > [Short Courses Catalog] (<i>Figure 3</i>). The Short Courses Catalog features short online courses designed by select educators across the University System of Georgia. <p>Events: Opportunities to self-register for events such as the USG Teaching and Learning or collaborative workshops will also be positioned on the MomentumU@USG home page.</p>	 <p style="text-align: center;"><i>Figure 3</i></p>
<p>Self-Registration Example</p> <ol style="list-style-type: none"> For the short course, Elements of High-Impact Practices (HIPs), select [Learn More & Begin] to self-register (<i>Figure 4</i>). <p>A description of the course will open in a new web browser window.</p>	 <p style="text-align: center;"><i>Figure 4</i></p>

Instructions	Illustrations
<p>8. Select [Enroll in Course] from the course description (Figure 5).</p> <p>9. In a moment, the button will change to [Open Course] (Figure 6). You can also Unenroll from the (...) dropdown menu (Figure 6).</p> <p>10. Select [Open Course] to continue and begin instruction.</p>	 <p>Figure 5</p>  <p>Figure 6</p>
<p>11. Courses and events in which you are enrolled will be listed under My Courses (Figure 7) when you log into the USG Training Initiatives server.</p>	 <p>Figure 7</p>

~ About USG Training Initiatives ~

My Courses provides a list of all the courses in which you are enrolled. Select **MomentumU@USG** to self-register in new USG courses and events.

Remember to **bookmark** USG Train (<https://usgtrain.view.usg.edu>).