

## Admissions Capacity for FY2007 Applicants to Nursing Programs in the University System of Georgia

Two types of pre-licensure degree programs (those that result in graduates eligible to become a Registered Nurse (RN)) are approved in University System of Georgia institutions: Bachelor of Science in Nursing (BSN) and Associate of Science in Nursing (ASN).<sup>1</sup> In FY2007, BSN degrees were offered at 12 USG institutions; ASN degrees were also offered at 12 institutions. Research, regional, and state universities offer the BSN degree, while state universities, state colleges, and two-year colleges offer the ASN degree. Application to these nursing programs is separate from admission to an institution. Application and admission to a nursing program generally follows admission and enrollment at the institution and completion of some coursework; however, that is not always the case (for example, at Medical College of Georgia).

In addition, programs differ in terms of when they admit students. Some programs admit beginning students in summer term, fall semester, and spring semester. For example, in the reports that follow, Kennesaw State University admitted students to begin the BSN program in both summer and fall. Other institutions admit students to begin the program only one term of the year. For example, Medical College of Georgia admitted a cohort of students to begin the BSN in summer, but admitted no students to begin in fall semester.

Admissions standards vary between ASN and BSN programs and also among programs within a degree type. Thus, a student who did not meet minimum admissions criteria at one institution might meet the criteria for admission to another institution.

Nursing programs are regulated by the Board of Nursing. Specifically, the minimum number of faculty per the number of enrolled students is set by the Board of Nursing. As a result, an institution cannot increase enrollment without adding additional faculty. USG institutions report that there are currently many unfilled faculty positions in nursing programs at most USG institutions. In most areas of the state it is difficult to hire replacement nursing faculty because nursing faculty are able to earn significantly higher salaries by working in clinical

---

<sup>1</sup> There is one Master of Science in Nursing program at Medical College of Georgia that produces a small number of pre-licensure nurses, but it is not included in this analysis. In FY2007, there were 81 MSN degrees conferred by USG institutions, including a small number conferred to new RNs. Further, it is possible that some institutions included applicants to BSN programs who already had an RN. Although most BSN programs are designed for students who do not have an RN, there are a few programs, called RN to BSN completion programs, that admit students who already have an RN license. These “completion” programs are not differentiated from BSN programs for students who do not have the RN. This report was designed to include only those programs that produce new RNs.

settings than in academia. Although the growth of some programs is limited by facilities capacity, the nursing faculty shortage is a more critical factor limiting growth on most campuses.<sup>2</sup>

This report is based on the first collection of data of applicants to nursing programs across the USG (all other System data bases collect data on enrolled students). The data on applicants to one institution were compared to data from other institutions; thus, unduplicated counts of students who were denied admission to one institution but enrolled at another institution are provided for each term. A description of the attached tables follows for Summer 2006, Fall 2006, and Spring 2007 applicants, divided into BSN and ASN programs.

### **BSN Applicants, Summer Term 2006**

Three institutions, Medical College of Georgia, Kennesaw State University, and University of West Georgia, admitted students to the BSN program for Summer Term 2006. (See Appendix 1.)

- There were 1,013 applicants to BSN programs at these three USG institutions for Summer 2006. Of that number, 310 were accepted (30.6 percent), and 256 of the 310 (82.6 percent) enrolled in the nursing program.
- Of the 1,013 applicants, 703 (69.4 percent) were denied admission. Of those students denied admission, 488 (69.4 percent) met the minimum criteria for admissions to the nursing program at the institution in which they applied.
- Of the 703 applicants who were denied admission to the nursing program, 93 (13.2 percent) enrolled in Summer Term at the same institution as a something other than a nursing major. Of the 93 students, 23 (24.8 percent) enrolled in another major; 70 (75.2 percent) enrolled in “pre-nursing” majors. It is likely that many of these 70 students will continue to try for admission to a nursing program. They are self-declared majors in nursing, but they are not admitted to the nursing program.
- Of the 703 who were denied admission to a nursing program, 119 (16.9 percent) enrolled at another institution in the USG in Summer term. Of the 119, 41 (34.5 percent) enrolled in another major at another institution; 64 (53.8 percent) enrolled in a pre-nursing major at another institution. Of the 119 originally denied admission for Summer term at the institution listed, 14 (11.8 percent) were admitted and enrolled in a nursing program at another institution. Of those enrolled in a nursing program, 12 were enrolled in a BSN program, and 2 in an ASN program. The 14 students represent 2.0 percent of the 703 students who were denied admission to the institution of application. Thus, 98.0 percent of the applicants who were denied admission at the institution listed were not enrolled in a nursing program in another USG institution in Summer 2006.

---

<sup>2</sup> See American Association of Colleges of Nursing (2008), *Nursing Faculty Shortage Fact Sheet*, <http://www.aacn.nche.edu/Media/factsheets/FacultyShortage.htm>; Linda Allen (2008), “The Nursing Shortage Continues as Faculty Shortage Grows,” *Nursing Economics*, 26(1): 35-40; and Karl Yordy (2006), *The Nursing Faculty Shortage: A Crisis for Healthcare*, Robert Wood Johnson Foundation, <http://www.rwjf.org/files/publications/other/NursingFacultyShortage071006.pdf>.

- Of those 703 students denied admission, 491 (69.8 percent) were not enrolled at any institution in the USG in Summer Term 2006.

### **BSN Applicants, Fall Semester 2006**

Ten institutions admitted students to the BSN program for Fall Semester 2006. (See Appendix 2.)

- In Fall 2006, there were 2,099 applicants to BSN programs at these ten USG institutions. Of that number, 650 were accepted (31.0 percent), and 537 of the 650 (82.6 percent) enrolled in the nursing program at the institution listed.
- Of the 2,099 applicants, 1,449 (69.0 percent) were denied admission. Of those denied admission 62.9 percent (or 911 students) met the minimum criteria for admissions to the nursing program at the institution where they applied.
- Of the 1,449 who were denied admission to the nursing program, 379 enrolled at the same institution as a something other than a nursing major. Of the 379, 39.1 percent enrolled in another major; 60.9 percent continued to be enrolled in “pre-nursing” majors. It is likely that many of these students will continue to try for admission to a nursing program. We have anecdotal evidence that some students will continue to seek admission to a nursing program well into their senior year, earning hours toward another bachelor’s degree but still hoping to become a nurse.
- Of the 1,449 students who were denied admission to the nursing program, 435 enrolled at another institution in the USG in Fall term. Of the 435, 28.0 percent (122) enrolled in another major at another institution; 39.5 percent (172) enrolled in pre-nursing majors; and 32.4 percent (141) were admitted and enrolled in a nursing program at another institution. Of those enrolled in a nursing program, 70 were enrolled in a BSN program, and 71 in an ASN program. The 141 students represent 9.7 percent of the 1,449 students who were denied admission to the institution of application. Thus, 90.3 percent of the applicants who were denied admission were not enrolled in a nursing program in the USG.
- Of those denied admission, 44.1 percent (639 students) were not enrolled at any institution in the USG in Fall 2006.

### **BSN Applicants, Spring Semester 2007**

Twelve institutions admitted students to the BSN program for Spring Semester 2007. (See Appendix 3.)

- There were 1,289 applicants to BSN programs in these 12 USG institutions for Spring 2007. Of that number, 388 were accepted (30.1 percent), and 256 of the 329 (84.8 percent) enrolled in the nursing program.

- Of the 1,289 applicants, 901 (69.9 percent) were denied admission. Of those students denied admission, 503 (55.8 percent) met the minimum criteria for admissions to the nursing program at the institution in which they applied.
- Of the 901 who were denied admission to the nursing program, 280 (31.1 percent) enrolled in Spring Semester at the same institution at the same institution as a something other than a nursing major. Of the 280 students, 82 (29.2 percent) enrolled in another major; 198 (70.7 percent) enrolled in “pre-nursing” majors. It is likely that many of these 198 students will continue to try for admission to a nursing program. They are self-declared majors in nursing, but they are not admitted to the nursing program.
- Of the 901 who were denied admission to a nursing program, 200 (22.2 percent) enrolled at another institution in the USG in Spring Semester. Of the 200, 49 (24.5 percent) enrolled in another major at another institution; 107 (53.5 percent) enrolled in a pre-nursing major at another institution. Of the 200 originally denied admission for Spring semester at the institution listed, 44 (22.0 percent) were admitted and enrolled in a nursing program at another institution. Of those enrolled in a nursing program, 26 were enrolled in a BSN program, and 18 in an ASN program. The 44 students represent 4.9 percent of the 901 students who were denied admission to the institution of application. Thus, 95.1 percent of the applicants who were denied admission at the institution listed were not enrolled in a nursing program in another USG institution in Spring 2007.
- Of those 901 students denied admission, 421 (46.7 percent) were not enrolled at any institution in the USG in Spring Semester 2007.

### **ASN Applicants, Summer Term 2006**

Seven institutions admitted students to the associate of science in nursing programs in Summer 2006. (See Appendix 4.)

- In Summer 2006, there were 525 applicants to ASN programs in seven USG institutions. Of that number, 290 (55.2 percent) were accepted, and 250 of the 290 (86.2 percent) enrolled in the nursing program.
- Of the 525 applicants, 235 (44.7 percent) were denied admission. In contrast to the BSN applicants, most of the students who were denied admission (92.3 percent, or 217 students) did not meet the minimum criteria for admissions to the nursing program at the institution where they applied.
- Of the 235 who were denied admission to the nursing program, 23 enrolled at the same institution as a something other than a nursing major. Of the 23, 1 enrolled in another major; 22 continued to be enrolled in “pre-nursing” majors.
- Of the 235 who were denied admission to the nursing program, 30 students enrolled at another institution in the USG in summer. Of the 30 students, 8 students enrolled in another major at another institution; 16 enrolled in pre-nursing majors; and 6 were

admitted and enrolled in a nursing program at another institution. Of those enrolled in a nursing program, none were enrolled in a BSN program. The 6 students represent 2.6 percent of the 235 students who were denied admission to the institution of application. Thus, 97.4 percent of the denied applicants were not enrolled in a nursing program in the USG.

- Of those denied admission, 77.4 percent were not enrolled at any institution in the USG in Summer 2006.

### **ASN Applicants, Fall Semester 2006**

Twelve institutions admitted students to the ASN program for Fall Semester 2006. (See Appendix 5.)

- In Fall 2006, there were 3,575 applicants to ASN programs in these 12 USG institutions. Of that number, 1,240 were accepted (34.7 percent), and 946 of the 1,240 (76.3 percent) enrolled in the nursing program at the institution listed.
- Of the 3,575 applicants, 2,335 (65.3 percent) were denied admission. Of those denied admission 26.2 percent (or 613 students) met the minimum criteria for admissions to the nursing program at the institution where they applied.
- Of the 2,335 who were denied admission to the nursing program, 670 enrolled at the same institution at the same institution as a something other than a nursing major. Of the 670, 21.6 percent enrolled in another major, and 78.4 percent continued to be enrolled in “pre-nursing” majors.
- Of the 2,335 students who were denied admission to the nursing program, 464 enrolled at another institution in the USG in Fall. Of the 464, 33.6 percent (156) enrolled in another major at another institution; 40.9 percent (190) enrolled in pre-nursing majors; and 25.4 percent (118) were admitted and enrolled in a nursing program at another institution. Of those enrolled in a nursing program, 23 were enrolled in a BSN program and 95 in an ASN program. The 118 students represent 5.1 percent of the 2,335 students who were denied admission to the institution of application. 94.9 percent of the applicants who were denied admission were not enrolled in a nursing program in the USG.
- Of those denied admission, 51.4 percent (1,200 students) were not enrolled at any institution in the USG in Fall 2006.

### **ASN Applicants, Spring Semester 2007**

Thirteen institutions admitted students to the ASN program for Spring Semester 2007. (See Appendix 6.)

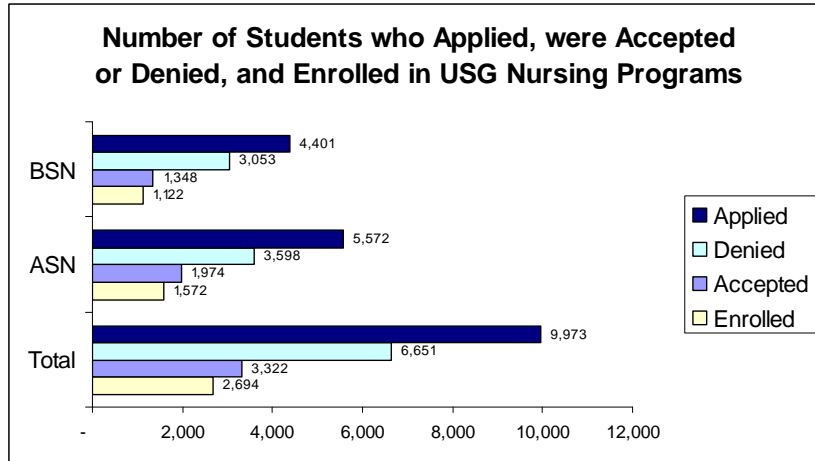
- There were 1,472 applicants to ASN programs in 13 USG institutions for Spring 2007. Of that number, 444 were accepted (30.2 percent), and 376 of the 444 (84.7 percent) enrolled in the nursing program.

- Of the 1,472 applicants, 1,028 (69.8 percent) were denied admission. Of those students denied admission, 308 (30.0 percent) met the minimum criteria for admissions to the nursing program at the institution in which they applied.
- Of the 1,028 who were denied admission to the nursing program, 339 (33.0 percent) enrolled in Spring semester at the same institution at the same institution as a something other than a nursing major. Of the 339 students, 63 (18.6 percent) enrolled in another major; 276 (81.4 percent) enrolled in “pre-nursing” majors. It is likely that many of these 276 students will continue to try for admission to a nursing program. They are self-declared majors in nursing, but they are not admitted to the nursing program.
- Of the 1,028 who were denied admission to a nursing program, 160 (15.6 percent) enrolled at another institution in the USG in Spring semester. Of the 160, 54 (33.8 percent) enrolled in another major at another institution; 82 (51.3 percent) enrolled in a pre-nursing major at another institution. Of the 160 originally denied admission for Spring semester at the institution listed, 24 (15.0 percent) were admitted and enrolled in a nursing program at another institution. Of those enrolled in a nursing program, 7 were enrolled in a BSN program, and 17 in an ASN program. The 24 students represent 2.3 percent of the 1,028 students who were denied admission to the institution of application. Thus, 97.7 percent of the applicants who were denied admission at the institution listed were not enrolled in a nursing program in another USG institution in Spring 2007.
- Of those 1,028 students denied admission, 529 (51.5 percent) were not enrolled at any institution in the USG in Spring Semester 2007.

## **Analysis**

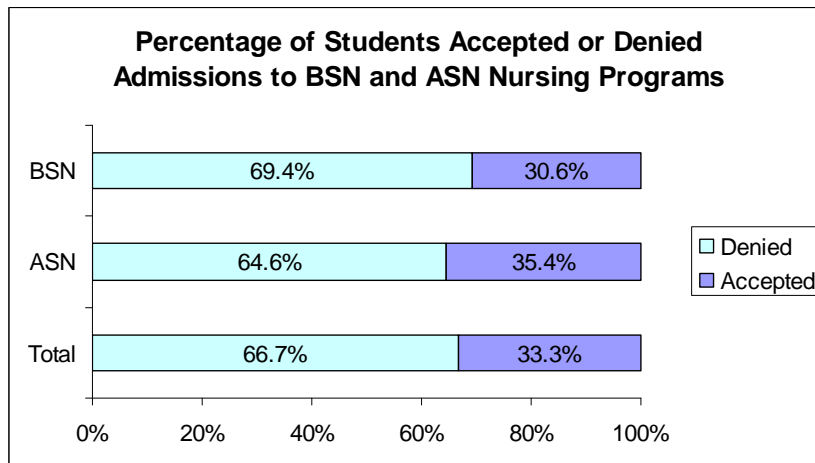
The USG has many more applicants to nursing programs than it has the capacity to admit. In FY2007, 9,973 students applied to 24 USG nursing programs. However, only a third of these were admitted, and a slightly smaller percentage (27 percent) enrolled. Figure 1 presents the number of students who applied, were accepted or denied, and enrolled in USG nursing programs in FY2007.

**Figure 1**



Nearly 10,000 students applied to pre-licensure nursing programs in FY2007.<sup>3</sup> Of these, slightly more than half (55.9 percent) applied to ASN nursing programs. A majority of applicants were denied admissions to either the BSN or ASN nursing programs. Figure 2 presents the percentage of applicants either accepted or denied admissions.

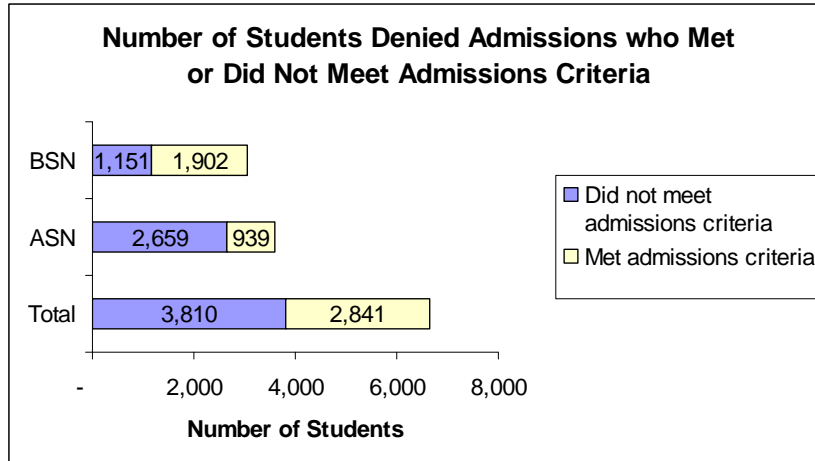
**Figure 2**



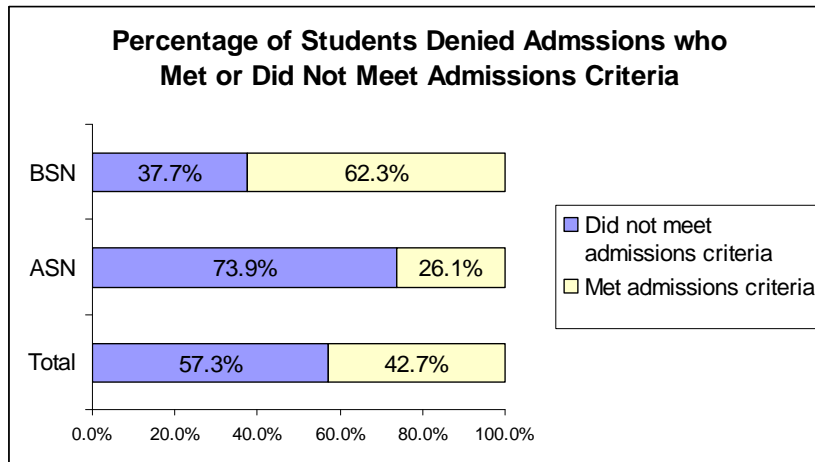
These results indicate that only one third of applicants to USG nursing programs were accepted. The ASN programs had a slightly higher acceptance rate (35.5 percent) than the BSN programs (30.6 percent). A total of 6,651 students were denied admissions to USG nursing programs in FY2007.

<sup>3</sup> This analysis does not include Medical College of Georgia's Clinical Nurse Leader (CNL) Masters degree program, which also produces a small number of pre-licensure nurse graduates.

**Figure 3**



**Figure 4**

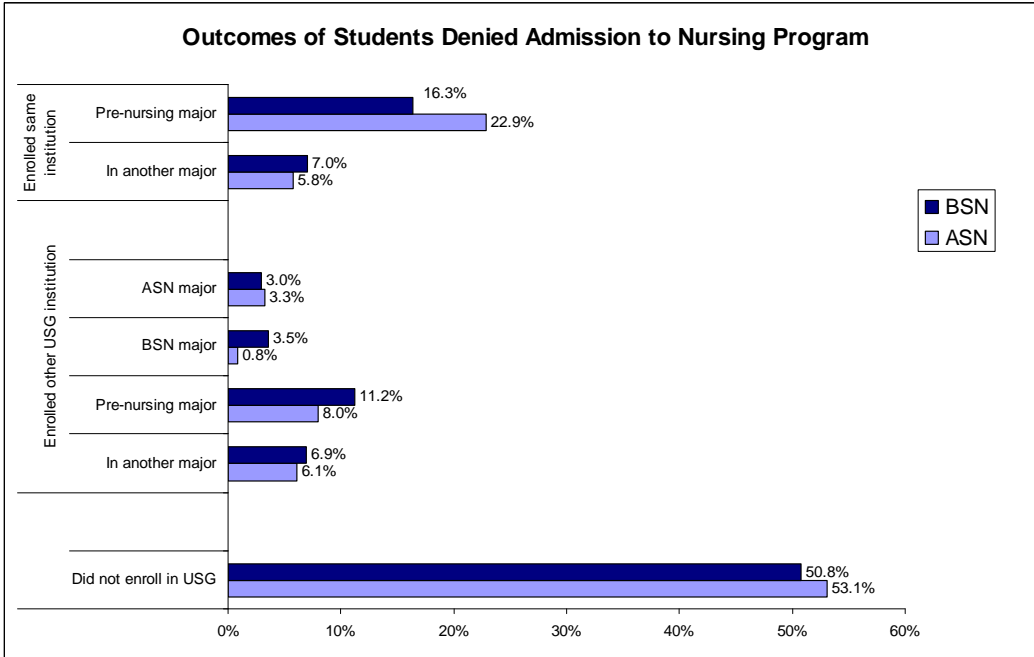


Figures 3 and 4 present the number of students meeting minimum admissions criteria. Of those students denied admissions, 42.7 percent (2,841 students) met the minimum admissions criteria for the nursing program to which they applied. Students applying to BSN programs were more likely to meet the minimum admissions criteria than students applying to ASN programs, 62.3 percent and 26.1 percent, respectively. A total of 2,841 qualified applicants were turned away from nursing programs due to limited capacity in FY2007.

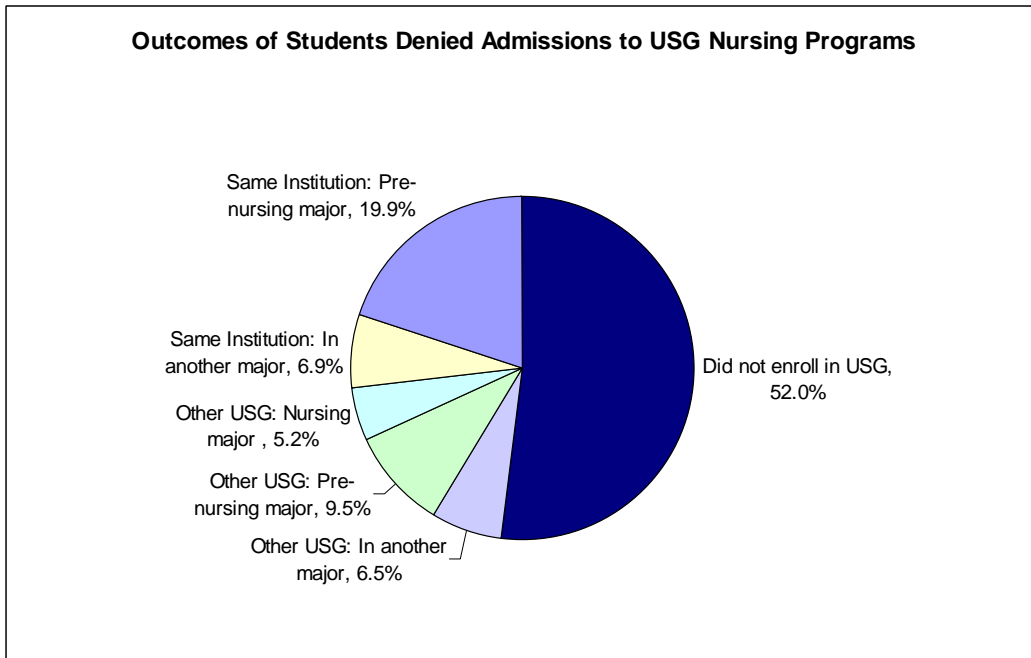
When a student is denied admission to a nursing program, how does that impact the academic path of the student? Figures 5 and 6 present the outcomes for BSN, ASN and combined student counts.



**Figure 5**



**Figure 6**



Students denied admissions to USG nursing programs either enrolled in the same institution, enrolled in another USG institution, or did not enrolled in a USG institution during the same semester for which they applied to the nursing program. A majority of students (50.8 percent for BSN program applicants; 53.1 percent for ASN program applicants) did not enroll in the USG when denied admissions to a nursing program. When continuing at the same institution, 16.3 percent of BSN and 22.9 percent of ASN applicants continued as a pre-nursing major, meaning that the student may continue to try to be admitted to a nursing program. When transferring to

another USG institution, a total of 9.5 percent of students enrolled as a pre-nursing major, meaning that the students will likely seek to be admitted into the nursing program at a different USG institution. Only a small percentage of students –5.2 percent – were accepted and enrolled in a nursing program at another USG institution.

### Summary

Very few students (5.2 percent) who are denied admission at one institution are admitted and enrolled in a nursing program in another institution in the same term. For example, only 118 of those 2,335 denied admission to an ASN program in Fall 2006 college enrolled in a nursing degree program at another institution. It is possible that some of these students were admitted in subsequent terms.

The following table summarizes the above points and the tables that follow in the appendices.

**Table 1**  
**Summary of USG Nursing Applicants, Accepted, Enrolled, Denied and Enrolled in Another Nursing Program**

Term and Type of Program	Nursing Program Applicants			Total Denied Admission	Denied but Enrolled in Other USG Nursing Program		
	Applied	Accepted	Enrolled		Total Enrolled in Nursing	BSN Nursing Program	ASN Nursing Program
BSN Summer 2006	1,013	310	256	703	14	12	2
BSN Fall 2006	2,099	650	537	1,449	141	70	71
BSN Spring 2007	1,289	388	329	901	44	26	18
ASN Summer 2006	525	290	250	235	6	0	6
ASN Fall 2006	3,575	1,240	946	2,335	118	23	95
ASN Spring 2007	1,472	444	376	1,028	24	7	17
<b>TOTAL</b>	<b>9,973</b>	<b>3,322</b>	<b>2,694</b>	<b>6,651</b>	<b>347</b>	<b>138</b>	<b>209</b>

To put these numbers into context, there were 1,945 degrees conferred at the BSN or ASN level in FY2007. Slightly more than 200 of the BSN degrees were conferred students who already had been licensed as RNs (from survey data the System estimates that the number of new nurses produced was approximately 1,726).

The Georgia Department of Labor estimated that between 2004 and 2014, nearly 21,000 new RNs would be needed in Georgia.<sup>4</sup> At the current rate of production of nurses, there will be only about 15,450 new nurses produced by 2014 by both USG and the Technical College System of Georgia. This assumes that all nurses produced pass the nursing exam, work as a full-time nurse, and remain in Georgia.

Building capacity in nursing programs to provide admission to qualified applicants would contribute greatly toward meeting the nursing shortage. There is not enough systematic data to inform us about how long a student would continue to “wait” to be admitted to a nursing

<sup>4</sup> Georgia Department of Labor (2004). *Georgia Workforce Trends: An Analysis of Long-Term Employment Projections to 2014*. Available at <http://explorer.dol.state.ga.us/mis/current/gaworkforcecurrent.pdf>

program. Similarly, we do not know the effects of such large numbers of denied admissions on the future pool of prospective nursing students. It is likely that many qualified students choose another major rather than wait to be admitted to a nursing program at a USG institution.

**Appendix 1**  
**Pre-Licensure Nursing Degree Programs, First-Time Students**  
**Bachelor of Science in Nursing (BSN Nursing)\***  
**Applicants for Admission in Summer 2006**

Institution	Summer 2006 Nursing Degree Program Applicants						Summer 2006 Outcomes for Students Denied Admission to Nursing Program							
	Nursing Program			Number Denied Admission			Enrolled Same Institution		Enrolled Other System Institution					Did Not Enroll in USG
	Applied	Accepted	Enrolled	Total	Met Admissions Criteria	Did Not Meet Admissions Criteria	In Another Major	Pre-Nursing Major	In Another Major	Pre-Nursing Major	Enrolled in Nursing Program			
											Total	BSN Nursing Program	ASN Nursing Program	
Medical College of Georgia <i>Research Universities</i>	391 <b>391</b>	168 <b>168</b>	138 <b>138</b>	223 <b>223</b>	182 <b>182</b>	41 <b>41</b>	0 <b>0</b>	0 <b>0</b>	27 <b>27</b>	24 <b>24</b>	2 <b>2</b>	2 <b>2</b>	0 <b>0</b>	
Kennesaw State University University of West Georgia <i>State Universities</i>	411 211 <b>622</b>	61 81 <b>142</b>	50 68 <b>118</b>	350 130 <b>480</b>	265 41 <b>306</b>	85 89 <b>174</b>	19 4 <b>23</b>	51 19 <b>70</b>	11 3 <b>14</b>	29 11 <b>40</b>	9 3 <b>12</b>	7 3 <b>10</b>	2 0 <b>2</b>	231 90 <b>321</b>
<b>System Total</b>	<b>1,013</b>	<b>310</b>	<b>256</b>	<b>703</b>	<b>488</b>	<b>215</b>	<b>23</b>	<b>70</b>	<b>41</b>	<b>64</b>	<b>14</b>	<b>12</b>	<b>2</b>	<b>491</b>

\*This includes students who applied to any bachelor's program with a CIP code of 51.1601 (nursing), including Bachelor of Science programs with a major in nursing.

**Appendix 2**  
**Pre-Licensure Nursing Degree Programs, First-Time Students**  
**Bachelor of Science in Nursing (BSN Nursing)\***  
**Applicants for Admission in Fall 2006**

Institution	Fall 2006 Nursing Degree Program Applicants						Fall 2006 Outcomes for Students Denied Admission to Nursing Program							
	Nursing Program			Number Denied Admission			Enrolled Same Institution		Enrolled Other System Institution				Did Not Enroll in USG	
	Applied	Accepted	Enrolled	Total	Met Admissions Criteria	Did Not Meet Admissions Criteria	In Another Major	Pre-Nursing Major	In Another Major	Pre-Nursing Major	Enrolled in Nursing Program			
											Total	BSN Nursing Program		ASN Nursing Program
Georgia State University	271	79	68	192	120	72	15	41	12	25	21	17	4	78
<b>Research Universities</b>	<b>271</b>	<b>79</b>	<b>68</b>	<b>192</b>	<b>120</b>	<b>72</b>	<b>15</b>	<b>41</b>	<b>12</b>	<b>25</b>	<b>21</b>	<b>17</b>	<b>4</b>	<b>78</b>
Georgia Southern University	150	58	58	92	60	32	19	9	15	9	12	5	7	28
Valdosta State University	80	41	41	39	25	14	4	14	1	2	1	0	1	17
<b>Regional Universities</b>	<b>230</b>	<b>99</b>	<b>99</b>	<b>131</b>	<b>85</b>	<b>46</b>	<b>23</b>	<b>23</b>	<b>16</b>	<b>11</b>	<b>13</b>	<b>5</b>	<b>8</b>	<b>45</b>
Albany State University	108	58	28	50	0	50	13	4	6	6	0	0	0	21
Armstrong Atlantic State University	180	67	53	113	99	14	39	0	15	9	10	6	4	40
Clayton State University	230	58	46	172	18	154	11	39	12	20	21	9	12	69
Columbus State University	150	100	89	50	38	12	3	19	5	2	0	0	0	21
Georgia College & State University	148	57	57	91	40	51	2	13	10	13	18	6	12	35
Georgia Southwestern State University	72	41	33	31	13	18	3	0	3	1	9	1	8	15
Kennesaw State University	710	91	64	619	498	121	39	92	43	85	49	26	23	315
<b>State Universities</b>	<b>1,598</b>	<b>472</b>	<b>370</b>	<b>1,126</b>	<b>706</b>	<b>420</b>	<b>110</b>	<b>167</b>	<b>94</b>	<b>136</b>	<b>107</b>	<b>48</b>	<b>59</b>	<b>516</b>
<b>System Total</b>	<b>2,099</b>	<b>650</b>	<b>537</b>	<b>1,449</b>	<b>911</b>	<b>538</b>	<b>148</b>	<b>231</b>	<b>122</b>	<b>172</b>	<b>141</b>	<b>70</b>	<b>71</b>	<b>639</b>

\* This includes students who applied to any bachelor's program with a CIP code of 51.1601 (nursing), including Bachelor of Science programs with a major in nursing.

**Appendix 3**  
**Pre-Licensure Nursing Degree Programs, First-Time Students**  
**Bachelor of Science in Nursing (BSN Nursing)\***  
**Applicants for Admission in Spring 2007**

Institution	Spring 2007 Nursing Degree Program Applicants						Spring 2007 Outcomes for Students Denied Admission to Nursing Program						
	Nursing Program			Number Denied Admission			Enrolled Same Institution		Enrolled Other System Institution				
	Applied	Accepted	Enrolled	Total	Met Admissions Criteria	Did Not Meet Admissions Criteria	In Another Major	Pre-Nursing Major	In Another Major	Pre-Nursing Major	Total	BSN Nursing Program	ASN Nursing Program
Medical College of Georgia	0	NA	NA	NA	NA	NA	NA	NA	NA	NA	NA	NA	NA
Georgia State University	180	56	53	124	81	43	7	60	3	12	6	3	3
<i>Research Universities</i>	<i>180</i>	<i>56</i>	<i>53</i>	<i>124</i>	<i>81</i>	<i>43</i>	<i>7</i>	<i>60</i>	<i>3</i>	<i>12</i>	<i>6</i>	<i>3</i>	<i>3</i>
Georgia Southern University	81	49	49	32	3	29	8	5	5	2	3	3	0
Valdosta State University	130	61	37	69	3	66	11	14	7	1	6	3	3
<i>Regional Universities</i>	<i>211</i>	<i>110</i>	<i>86</i>	<i>101</i>	<i>6</i>	<i>95</i>	<i>19</i>	<i>19</i>	<i>12</i>	<i>3</i>	<i>9</i>	<i>6</i>	<i>3</i>
Albany State University	0	NA	NA	NA	NA	NA	NA	NA	NA	NA	NA	NA	NA
Armstrong Atlantic State University	111	56	48	55	45	10	17	2	7	1	2	2	0
Clayton State University	143	43	38	100	12	88	3	22	4	18	4	1	3
Columbus State University	0	NA	NA	NA	NA	NA	NA	NA	NA	NA	NA	NA	NA
Georgia College & State University	99	35	35	64	25	39	3	8	4	10	10	2	8
Georgia Southwestern State University	0	NA	NA	NA	NA	NA	NA	NA	NA	NA	NA	NA	NA
Kennesaw State University	545	88	69	457	334	123	33	87	19	63	13	12	1
University of West Georgia	0	NA	NA	NA	NA	NA	NA	NA	NA	NA	NA	NA	NA
<i>State Universities</i>	<i>898</i>	<i>222</i>	<i>190</i>	<i>676</i>	<i>416</i>	<i>260</i>	<i>56</i>	<i>119</i>	<i>34</i>	<i>92</i>	<i>29</i>	<i>17</i>	<i>12</i>
<b>System Total</b>	<b>1,289</b>	<b>388</b>	<b>329</b>	<b>901</b>	<b>503</b>	<b>398</b>	<b>82</b>	<b>198</b>	<b>49</b>	<b>107</b>	<b>44</b>	<b>26</b>	<b>18</b>

Source: Special collection of student data from USG institutions, Spring 2007; USG/SRA.

\* This includes students who applied to any bachelor's program with a CIP code of 51.1601 (nursing), including Bachelor of Science programs with a major in nursing.

**Appendix 4**  
**Pre-Licensure Nursing Degree Programs, First-Time Students**  
**Associate of Science in Nursing (ASN Nursing)\***  
**Applicants for Admission in Summer 2006**

Institution	Summer 2006 Nursing Degree Program Applicants						Summer 2006 Outcomes for Students Denied Admission to Nursing Program							
	Nursing Program			Number Denied Admission			Enrolled Same Institution		Enrolled Other System Institution				Did Not Enroll in USG	
	Applied	Accepted	Enrolled	Total	Met Admissions Criteria	Did Not Meet Admissions Criteria	In Another Major	Pre-Nursing Major	In Another Major	Pre-Nursing Major	Enrolled in Nursing Program			
											Total	BSN Nursing Program		ASN Nursing Program
Augusta State University	25	17	15	8	0	8	0	1	0	0	0	0		0
North Georgia College & State University	78	38	38	40	1	39	0	0	2	3	2	0	2	33
<i>State Universities</i>	<i>103</i>	<i>55</i>	<i>53</i>	<i>48</i>	<i>1</i>	<i>47</i>	<i>0</i>	<i>1</i>	<i>2</i>	<i>3</i>	<i>2</i>	<i>0</i>	<i>2</i>	<i>40</i>
Abraham Baldwin Agricultural College	136	41	41	95	0	95	0	9	2	11	1	0	1	72
<i>State Colleges</i>	<i>136</i>	<i>41</i>	<i>41</i>	<i>95</i>	<i>0</i>	<i>95</i>	<i>0</i>	<i>9</i>	<i>2</i>	<i>11</i>	<i>1</i>	<i>0</i>	<i>1</i>	<i>72</i>
Darton College	126	106	87	20	0	20	1	1	1	1	0	0	0	16
Georgia Highlands College	53	33	28	20	7	13	0	5	0	0	1	0	1	14
Georgia Perimeter College	45	11	11	34	10	24	0	6	0	0	2	0	2	26
South Georgia College	62	44	30	18	0	18	0	0	3	1	0	0	0	14
<i>Two-Year Colleges</i>	<i>286</i>	<i>194</i>	<i>156</i>	<i>92</i>	<i>17</i>	<i>75</i>	<i>1</i>	<i>12</i>	<i>4</i>	<i>2</i>	<i>3</i>	<i>0</i>	<i>3</i>	<i>70</i>
<b>System Total</b>	<b>525</b>	<b>290</b>	<b>250</b>	<b>235</b>	<b>18</b>	<b>217</b>	<b>1</b>	<b>22</b>	<b>8</b>	<b>16</b>	<b>6</b>	<b>0</b>	<b>6</b>	<b>182</b>

\*This includes students who applied to any associate program with a CIP code of 51.1601 (nursing), including Associate of Science programs with a major in nursing.

**Appendix 5**  
**Pre-Licensure Nursing Degree Programs, First-Time Students**

**Associate of Science in Nursing (ASN Nursing)\*  
Applicants for Admission in Fall 2006**

Institution	Fall 2006 Nursing Degree Program Applicants						Fall 2006 Outcomes for Students Denied Admission to Nursing Program							
	Nursing Program			Number Denied Admission			Enrolled Same Institution		Enrolled Other System Institution				Did Not Enroll in USG	
	Applied	Accepted	Enrolled	Total	Met Admissions Criteria	Did Not Meet Admissions Criteria	In Another Major	Pre-Nursing Major	In Another Major	Pre-Nursing Major	Enrolled in Nursing Program			
											Total	BSN Nursing Program		ASN Nursing Program
Augusta State University	182	52	48	130	64	66	15	31	6	8	1	0		1
North Georgia College & State University	528	130	126	398	91	307	21	46	42	57	17	4	13	215
<b>State Universities</b>	<b>710</b>	<b>182</b>	<b>174</b>	<b>528</b>	<b>155</b>	<b>373</b>	<b>36</b>	<b>77</b>	<b>48</b>	<b>65</b>	<b>18</b>	<b>4</b>	<b>14</b>	<b>284</b>
Abraham Baldwin Agricultural College	258	84	48	174	0	174	14	45	12	11	11	2	9	81
Dalton State College	409	93	0	316	46	270	23	99	3	1	0	0	0	190
Gordon College	294	99	99	195	158	37	10	71	11	13	6	1	5	84
Macon State College	390	72	53	318	236	82	20	73	14	27	27	4	23	157
Middle Georgia College	245	56	55	189	0	189	9	34	11	17	21	2	19	97
<b>State Colleges</b>	<b>1,596</b>	<b>404</b>	<b>255</b>	<b>1,192</b>	<b>440</b>	<b>752</b>	<b>76</b>	<b>322</b>	<b>51</b>	<b>69</b>	<b>65</b>	<b>9</b>	<b>56</b>	<b>609</b>
Bainbridge College	56	48	32	8	0	8	1	5	0	0	0	0	0	2
Darton College	285	199	178	86	1	85	5	24	18	6	2	2	0	31
Georgia Highlands College	271	163	130	108	0	108	3	30	8	15	5	2	3	47
Georgia Perimeter College	507	147	107	360	9	351	21	60	25	31	26	5	21	197
South Georgia College	150	97	70	53	8	45	3	7	7	4	2	1	1	30
<b>Two-Year Colleges</b>	<b>1,269</b>	<b>654</b>	<b>517</b>	<b>615</b>	<b>18</b>	<b>597</b>	<b>33</b>	<b>126</b>	<b>58</b>	<b>56</b>	<b>35</b>	<b>10</b>	<b>25</b>	<b>307</b>
<b>System Total</b>	<b>3,575</b>	<b>1,240</b>	<b>946</b>	<b>2,335</b>	<b>613</b>	<b>1,722</b>	<b>145</b>	<b>525</b>	<b>156</b>	<b>190</b>	<b>118</b>	<b>23</b>	<b>95</b>	<b>1,200</b>

\*This includes students who applied to any associate program with a CIP code of 51.1601 (nursing), including Associate of Science programs with a major in nursing.



**Appendix 6**  
**Pre-Licensure Nursing Degree Programs, First-Time Students**  
**Associate of Science in Nursing (ASN Nursing)\***  
**Applicants for Admission in Spring 2007**

Institution	Spring 2007 Nursing Degree Program Applicants						Spring 2007 Outcomes for Students Denied Admission to Nursing Program							
	Nursing Program			Number Denied Admission			Enrolled Same Institution		Enrolled Other System Institution					Did Not Enroll in USG
	Applied	Accepted	Enrolled	Total	Met Admissions Criteria	Did Not Meet Admissions Criteria	In Another Major	Pre-Nursing Major	In Another Major	Pre-Nursing Major	Enrolled in Nursing Program			
											Total	BSN Nursing Program	ASN Nursing Program	
Augusta State University	16	14	13	2	0	2	0	1	0	0	0	0	0	
North Georgia College & State University	5	4	4	1	1	0	0	1	0	0	0	0	0	0
<b>State Universities</b>	<b>21</b>	<b>18</b>	<b>17</b>	<b>3</b>	<b>1</b>	<b>2</b>	<b>0</b>	<b>2</b>	<b>0</b>	<b>0</b>	<b>0</b>	<b>0</b>	<b>0</b>	<b>1</b>
Abraham Baldwin Agricultural College	217	68	58	149	0	149	8	47	5	12	6	3	3	71
Dalton State College	0	NA	NA	NA	NA	NA	NA	NA	NA	NA	NA	NA	NA	NA
Gordon College	123	77	77	46	2	44	1	24	1	4	2	0	2	14
Macon State College	412	103	97	309	230	79	19	73	14	36	12	3	9	155
Middle Georgia College	0	NA	NA	NA	NA	NA	NA	NA	NA	NA	NA	NA	NA	NA
<b>State Colleges</b>	<b>752</b>	<b>248</b>	<b>232</b>	<b>504</b>	<b>232</b>	<b>272</b>	<b>28</b>	<b>144</b>	<b>20</b>	<b>52</b>	<b>20</b>	<b>6</b>	<b>14</b>	<b>240</b>
Bainbridge College	8	8	5	0	0	0	0	0	0	0	0	0	0	0
Coastal Georgia Community College	370	34	7	336	67	269	24	78	27	10	1	1	0	196
Darton College	137	84	70	53	0	53	4	22	2	3	0	0	0	22
Georgia Highlands College	0	NA	NA	NA	NA	NA	NA	NA	NA	NA	NA	NA	NA	NA
Georgia Perimeter College	184	52	45	132	8	124	7	30	5	17	3	0	3	70
South Georgia College	0	NA	NA	NA	NA	NA	NA	NA	NA	NA	NA	NA	NA	NA
<b>Two Year Colleges</b>	<b>699</b>	<b>178</b>	<b>127</b>	<b>521</b>	<b>75</b>	<b>446</b>	<b>35</b>	<b>130</b>	<b>34</b>	<b>30</b>	<b>4</b>	<b>1</b>	<b>3</b>	<b>288</b>
<b>System Total</b>	<b>1,472</b>	<b>444</b>	<b>376</b>	<b>1,028</b>	<b>308</b>	<b>720</b>	<b>63</b>	<b>276</b>	<b>54</b>	<b>82</b>	<b>24</b>	<b>7</b>	<b>17</b>	<b>529</b>

Source: Special collection of student data from USG institutions, Spring 2007; USG/SRA.

\* This includes students who applied to any associate program with a CIP code of 51.1601 (nursing).

For more information, write or email:

Dr. Cathie Mayes Hudson  
Vice Chancellor for Research and Policy Analysis

Dr. Dara O'Neil  
Director of Healthcare Workforce Research

Board of Regents of the University System of Georgia  
270 Washington Street, SW  
Atlanta, Georgia 30334

[Cathie.Mayes.Hudson@usg.edu](mailto:Cathie.Mayes.Hudson@usg.edu)

[Dara.ONeil@usg.edu](mailto:Dara.ONeil@usg.edu)