

## University System of Georgia Cost of Attendance, AY2007 to AY2008

### Background on Cost of Attendance

Although the public view of the costs of attending college is usually focused on tuition and fees, these costs are generally only about one-fifth to one-fourth of total costs. Data collected on the cost of attending college are thus critical for a variety of reasons, especially for a student's college financial planning. In addition, some financial aid grantors determine the amount of a loan or grant based on the total cost of attendance (including books, housing, transportation, etc.). This research note examines the total cost of attendance for one year at University System of Georgia institutions. Cost data were collected through the National Center for Education Statistics, Integrated Postsecondary Education Data System (IPEDS) for Academic Year (AY) 2007-08, and IPEDS data on the cost of attendance (COA) were reported by each institution. Costs include tuition and fees, room and board, books and supplies, and required personal expenses, such as insurance, medical care, or minimal transportation costs.<sup>1</sup>

The tuition reported to IPEDS is the average tuition charged at the institution for one year. The formula used to calculate cost of attendance for USG students includes costs for students on the guaranteed tuition plan and those without guaranteed tuition. The tuition reported to IPEDS is the average of tuition for students with the Fixed-for-Four in Fall 2006, Fixed-for-Four for Fall 2007, and the 2007 rate for juniors and seniors who were not on the guaranteed rate. For example, the full-time tuition rate for in-state students at regional and state universities in Fall 2007 was \$1,345; for those who entered in Fall 2006 it was \$1,280; and for those who entered prior to FY2007 it was \$1,434. The average tuition, therefore, was \$1,353 for full-time, in-state undergraduate students

Cost information is collected for both on-campus and off-campus students. The off-campus room and board expenses are estimated by the institutions based on guidelines issued by IPEDS. These estimated costs for off-campus room and board are for students living independently (not with family).

### On-Campus Costs for In-State Students

Figure 1 provides the percent distribution for the cost of attendance for an in-state, on-campus student. Tuition and fees account for 22 percent of the total cost; room and board costs are 47 percent of the total; and the remaining 23 percent of costs are other expenses, books and supplies.

---

<sup>1</sup> Most financial aid estimates budget students for two round-trips home each year using the lowest-cost means of travel. For commuter students, minimal transportation costs are also built into the financial aid calculations of need.

**Figure 1**

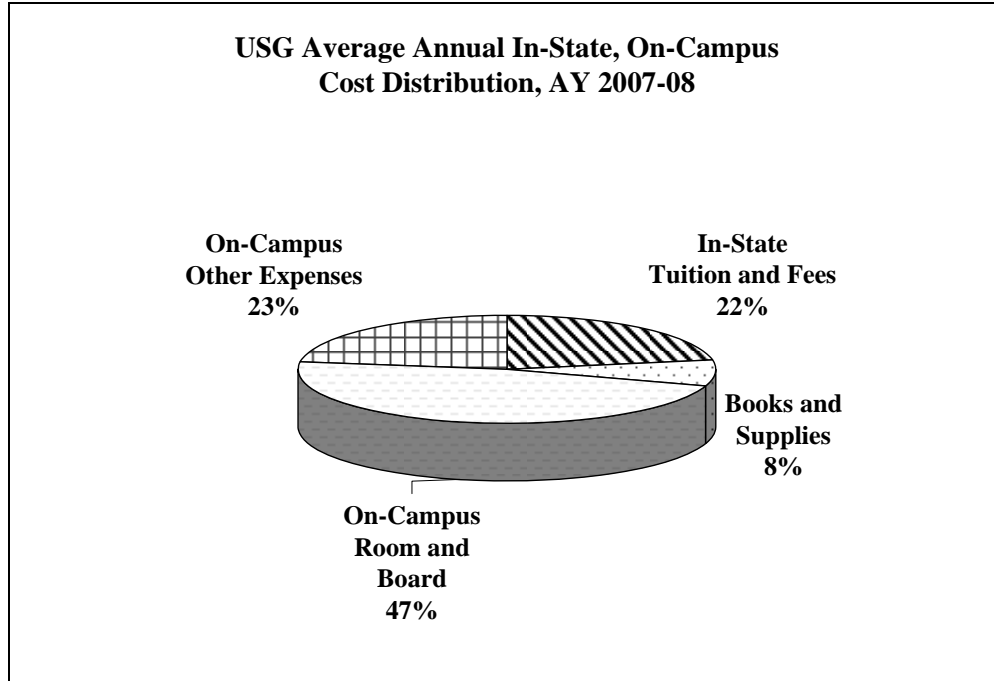


Table 1 compares the average cost of attendance by sector for an on-campus student to attend a USG institution in academic year 2007-08 and 2006-07. The average cost rose 8.6 percent in AY08. One should note that only one of the nine two-year colleges and three of six state colleges offer on-campus residency. Therefore, the cost of attendance reported for these sectors reflects only a small percentage of the institutions in the access sector.

**Table 1.**  
**In-State, On-Campus, Average Cost of Attendance by Sector**

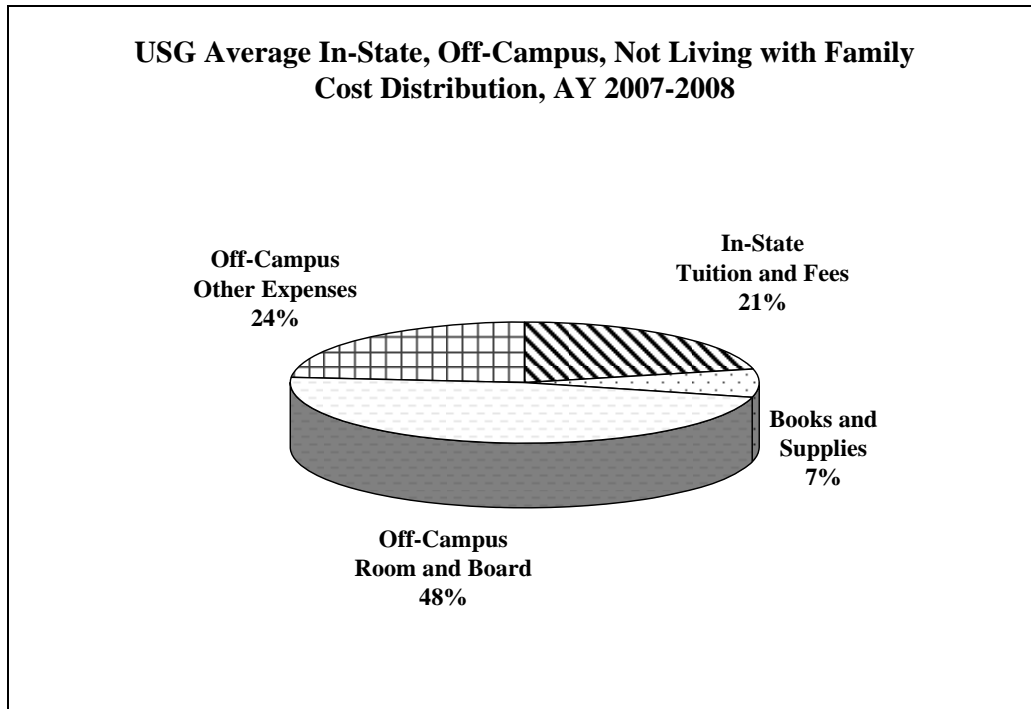
<b>Sector</b>	<b>Academic Year 2007-08</b>	<b>Academic Year 2006-07</b>	<b>Difference</b>	<b>% Change</b>
Research Universities	\$17,170	\$15,940	\$1,230	7.7
Regional Universities	\$16,110	\$14,523	\$1,587	10.9
State Universities	\$14,717	\$13,801	\$916	6.6
State Colleges	\$11,451	\$10,355	\$1,096	10.6
Two-Year Colleges	\$11,478	\$8,427	\$3,051	36.2
<b>USG Average</b>	<b>\$14,579</b>	<b>\$13,427</b>	<b>\$1,152</b>	<b>8.6</b>

**Off-Campus Costs (Not Living with Family) for In-State Students**

Figure 2 below shows the percent distribution for the cost of attendance for an in-state, off-campus student, not living with family. Tuition and fees account for 21 percent of the total cost,

while room and board accounts for 48 percent of the total. Thus, the distribution of costs is almost identical for students living on and off campus.

**Figure 2**



The USG average increase in the cost of attendance for these students was just over 4 percent, with the regional universities increasing 9 percent. As Table 2 shows, in 2007-08 the average total cost for an in-state student to attend a research university while living off-campus independently was \$18,641, an increase of \$598 over the previous year. It cost the same student \$14,942 at a regional university, \$16,327 at a state university, \$12,292 at a state college, and \$12,182 at a two-year college. Percent change for regional universities should be interpreted with caution since it is based on a single institution.

**Table 2.  
In-State, Off-Campus Not Living with Family, Average Cost of Attendance by Sector**

<b>Sector</b>	<b>Academic Year 2007-08</b>	<b>Academic Year 2006-07</b>	<b>Difference</b>	<b>% Change</b>
Research Universities	\$18,641	\$18,043	\$598	3.3
Regional Universities	\$14,942	\$13,712	\$1,230	9.0
State Universities	\$16,327	\$15,740	\$587	3.7
State Colleges	\$12,292	\$11,900	\$392	3.3
Two-Year Colleges	\$12,182	\$11,604	\$578	5.0
<b>USG Average</b>	<b>\$14,468</b>	<b>\$13,888</b>	<b>\$580</b>	<b>4.2</b>

## Costs for Out-of-State Students

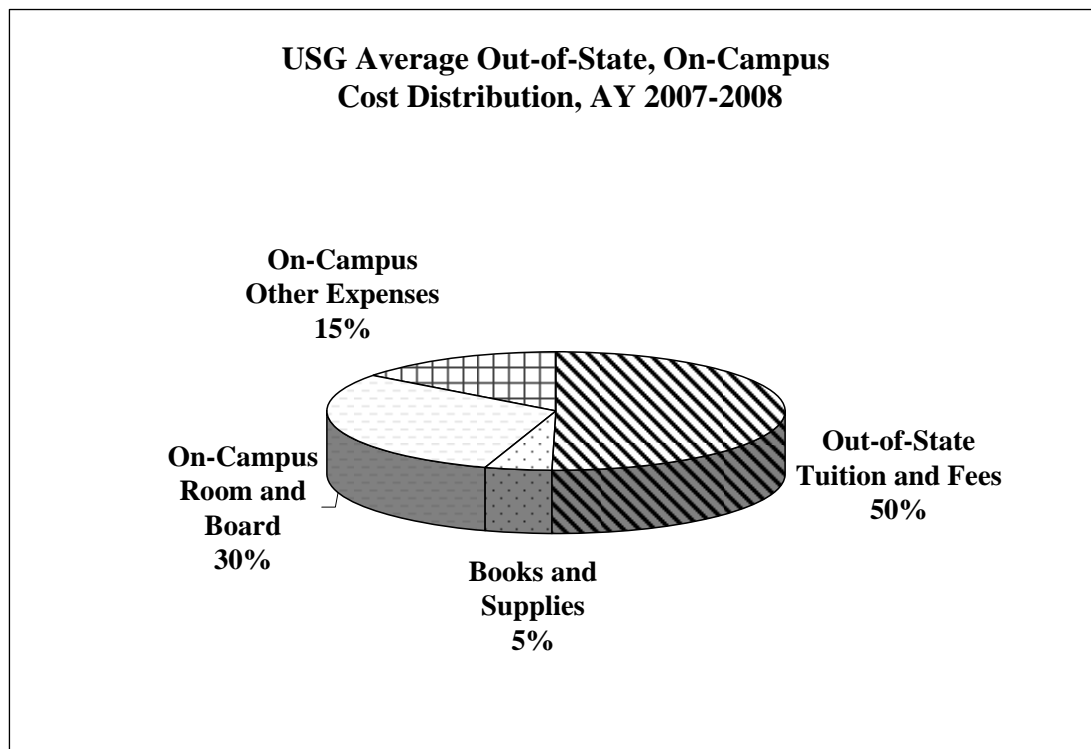
Tuition and fees for out-of-state students attending a USG institution is, on average, about three and one-half times greater than it is for Georgia residents (see Table 3). In FY2008, the University System average for in-state tuition and fees was \$3,131, as compared to \$10,985 for nonresidents.

**Table 3.**  
**Comparison of Tuition and Fees by Residency, FY2008**

<b>Sector</b>	<b>In-State Tuition and Fees</b>	<b>Out-of-State Tuition and Fees</b>
Research Universities	\$5,470	\$20,466
Regional Universities	\$4,060	\$12,932
State Universities	\$3,691	\$12,620
State Colleges	\$2,154	\$7,722
Two-Year Colleges	\$1,987	\$7,204
<b>USG Average</b>	<b>\$3,131</b>	<b>\$10,985</b>

As expected, tuition and fees account for a much larger percentage of costs: 50 percent for out-of-state students in comparison with 22 percent for in-state students (see Figure 3).

**Figure 3**



As Figure 4 shows, the distribution of costs for out-of-state, off-campus students is almost identical to that of out-of-state, on-campus students.

**Figure 4**

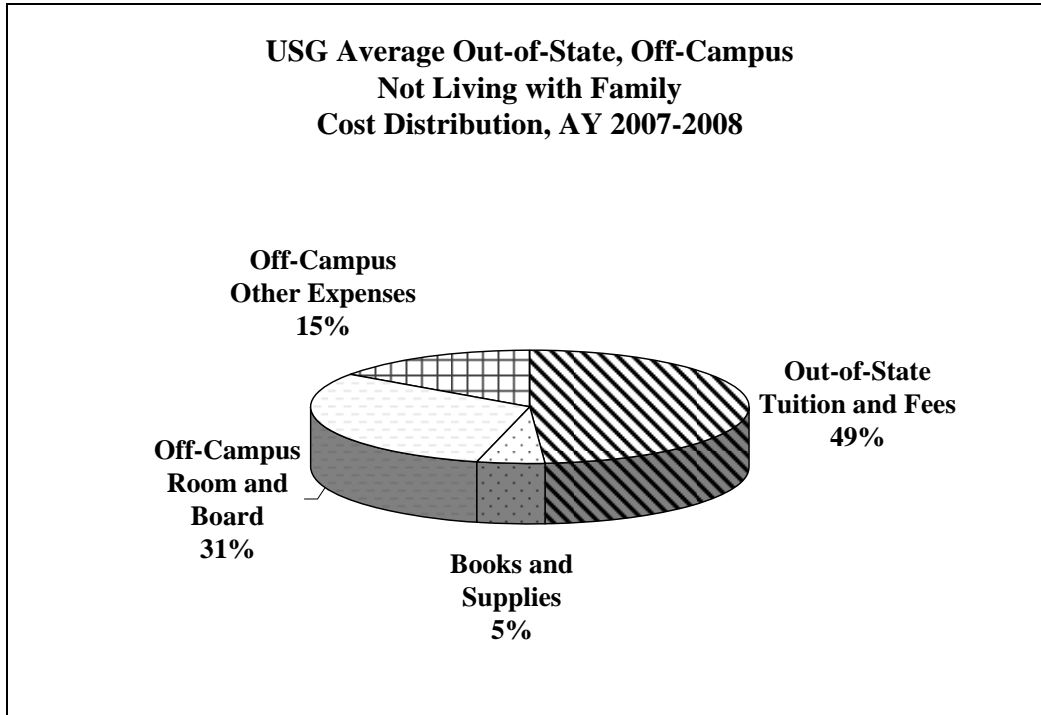


Table 4 shows that for out-of-state students living on campus and attending a research university in 2007-08, average total costs were \$32,166, a 10 percent increase over the previous year. The corresponding costs for the other sectors were: regional universities \$24,982; state universities \$23,674; state colleges \$17,067; and two-year colleges \$16,718. Institutions without on-campus housing did not report data in this category. Consequently, only one of nine two-year colleges and three of six state colleges reported these on-campus costs.

**Table 4.** Out-of-State, On-Campus Average Cost of Attendance by Sector

<b>Sector</b>	<b>Academic Year 07-08</b>	<b>Academic Year 06-07</b>	<b>Difference</b>	<b>% Change</b>
Research Universities	\$32,166	\$29,307	\$2,859	9.8
Regional Universities	\$24,982	\$22,205	\$2,777	12.5
State Universities	\$23,674	\$21,814	\$1,860	8.5
State Colleges	\$17,067	\$15,155	\$1,912	12.6
Two-Year Colleges	\$16,718	\$13,235	\$3,483	26.3
<b>USG Average</b>	<b>\$23,736</b>	<b>\$21,562</b>	<b>\$2,174</b>	<b>10.1</b>

Table 5 shows the percent change for out-of-state, off-campus students between academic year 2006-07 and 2007-08. The sector with the largest change was regional universities with an 11.3 percent increase.

**Table 5. Out-of-State, Off-Campus Students, Not Living with Family, Average Cost of Attendance by Sector**

<b>Sector</b>	<b>Academic Year 07-08</b>	<b>Academic Year 06-07</b>	<b>Difference</b>	<b>% Change</b>
Research Universities	\$33,582	\$31,555	\$2,027	6.4
Regional Universities	\$23,814	\$21,394	\$2,420	11.3
State Universities	\$22,703	\$21,280	\$1,423	6.7
State Colleges	\$17,836	\$16,697	\$1,139	6.8
Two-Year Colleges	\$17,399	\$16,412	\$987	6.0
<b>USG Average</b>	<b>\$22,012</b>	<b>\$19,743</b>	<b>\$2,269</b>	<b>11.5</b>

### Other On-Campus Costs

The above analyses have included the aggregate costs of college attendance: tuition and fees, room and board, books and supplies, and other personal expenses. Tuition rates are set by the Board of Regents of the University System of Georgia according to residency status. All other college-related expenses set by the institutions are determined by choice, the availability of options, such as housing, and circumstances particular to an institution.

Table 6 displays the reported costs of room and board and institutions' estimated costs of books and supplies. Books and supplies can differ by course and programs of study. For example, students studying science and engineering often experience higher prices for textbooks than students in the liberal arts. Research universities require the greatest spending on room and board and books and supplies with a total average of \$9,132. The costs of the others sectors were regional universities at \$8,025, state universities at \$7,702, state college at \$6,664, and two-year colleges at \$6,408.

**Table 6. On-Campus Room and Board and Books and Supplies Average Costs by Sector AY 2007-08**

<b>Sector</b>	<b>Room and Board</b>	<b>Books and Supplies</b>
Research Universities	\$7,685	\$1,447
Regional Universities	\$6,925	\$1,100
State Universities	\$6,613	\$1,089
State Colleges	\$5,673	\$991
Two-Year Colleges	\$5,400	\$1,008
<b>USG Average</b>	<b>\$6,604</b>	<b>\$1,082</b>

Other expenses, illustrated in Table 7, are estimated by the institution and can include transportation and entertainment. The majority of two-year institutions did not report a figure for on-campus costs because many do not have students who live on campus.

**Table 7.  
Other Expenses by Sector of Campus Residence, AY 2007-08**

<b>Sector</b>	<b>On-Campus Other Expenses</b>	<b>Off-Campus Other Expenses</b>
Research Universities	\$2,569	\$2,703
Regional Universities	\$4,025	\$2,800
State Universities	\$3,392	\$3,972
State Colleges	\$2,612	\$3,247
Two-Year Colleges	\$3,204	\$3,101
<b>USG Average</b>	<b>\$3,214</b>	<b>\$3,437</b>

Additional details on the costs of college attendance at USG institutions are contained in the appendix.

<p><i>For additional information, contact</i>            Mr. Chris Ferland, Research Analyst – Lead            Office of Research and Policy Analysis            University System of Georgia            270 Washington St., SW            Atlanta, GA 30334            Chris.Ferland@usg.edu</p>
---

## Appendix

### Annual In-State, On-Campus Costs of College Attendance by Institution University System of Georgia, AY 2007-08

	In-State Tuition and Fees	Books and Supplies	On-Campus Room and Board	On - Campus Other Expenses	Total In-State Living on Campus
Georgia Institute of Technology	\$5,305	\$2,500	\$7,328	\$1,500	\$16,633
Georgia State University	\$5,484	\$1,000	\$8,434	\$3,906	\$18,824
University of Georgia	\$5,622	\$840	\$7,292	\$2,300	\$16,054
<b>Research Universities Average</b>	<b>\$5,470</b>	<b>\$1,447</b>	<b>\$7,685</b>	<b>\$2,569</b>	<b>\$17,170</b>
Georgia Southern University	\$4,082	\$1,200	\$6,860	\$2,800	\$14,942
Valdosta State University	\$4,038	\$1,000	\$6,990	\$5,250	\$17,278
<b>Regional Universities Average</b>	<b>\$4,060</b>	<b>\$1,100</b>	<b>\$6,925</b>	<b>\$4,025</b>	<b>\$16,110</b>
Albany State University	\$3,470	\$892	\$5,796	\$3,254	\$13,412
Armstrong Atlantic State University	\$3,424	\$1,200	\$5,800	\$6,583	\$17,007
Augusta State University	\$3,242	\$1,000	\$9,600	\$3,180	\$17,022
Clayton State University	\$3,582	\$2,000	N/A	N/A	
Columbus State University	\$3,514	\$814	\$7,870	\$2,843	\$15,041
Fort Valley State University	\$3,558	\$900	\$7,260	\$1,700	\$13,418
Georgia College & State University	\$4,750	\$900	\$6,480	\$3,138	\$15,268
Georgia Southwestern State University	\$3,546	\$1,200	\$5,524	\$5,430	\$15,700
Kennesaw State University	\$3,806	\$1,000	\$9,219	\$2,454	\$16,479
North Georgia College & State University	\$3,810	\$750	\$5,042	\$2,646	\$12,248
Savannah State University	\$3,486	\$1,000	\$5,348	\$1,900	\$11,734
Southern Polytechnic State University	\$3,872	\$1,500	\$5,780	\$3,900	\$15,052
University of West Georgia	\$3,918	\$1,000	\$5,632	\$3,674	\$14,224
<b>State Universities Average</b>	<b>\$3,691</b>	<b>\$1,089</b>	<b>\$6,613</b>	<b>\$3,392</b>	<b>\$14,717</b>
Abraham Baldwin Agricultural College	\$2,374	\$1,125	\$6,100	\$2,800	\$12,399
Dalton State College	\$1,952	\$1,200	N/A	N/A	N/A
Gainesville College	\$2,092	\$1,000	N/A	N/A	N/A
Gordon College	\$2,152	\$750	\$6,150	\$4,236	\$13,288
Macon State College	\$2,060	\$1,071	N/A	N/A	N/A
Middle Georgia College	\$2,296	\$800	\$4,770	\$800	\$8,666
<b>State Colleges Average</b>	<b>\$2,154</b>	<b>\$991</b>	<b>\$5,673</b>	<b>\$2,612</b>	<b>\$11,451</b>
Atlanta Metropolitan College	\$2,010	\$1,200	N/A	N/A	N/A
Bainbridge College	\$1,950	\$650	N/A	N/A	N/A
Coastal Georgia Community College	\$1,750	\$1,105	N/A	N/A	N/A
Darton College	\$2,090	\$1,270	N/A	N/A	N/A
East Georgia College	\$1,922	\$756	N/A	N/A	N/A
Georgia Highlands College	\$1,872	\$750	N/A	N/A	N/A
Georgia Perimeter College	\$2,234	\$1,000	N/A	N/A	N/A
South Georgia College	\$2,154	\$720	\$5,400	\$3,204	\$11,478
Waycross College	\$1,904	\$1,618	N/A	N/A	N/A
<b>Two-Year Colleges Average</b>	<b>\$1,987</b>	<b>\$1,008</b>	<b>\$5,400</b>	<b>\$3,204</b>	<b>\$11,478</b>
<b>SYSTEM TOTALS</b>	<b>\$3,131</b>	<b>\$1,082</b>	<b>\$6,604</b>	<b>\$3,214</b>	<b>\$14,579</b>



Annual In-State, Off Campus Not Living with Family  
Costs of College Attendance by Institution  
University System of Georgia, AY 2007-08

	In-State Tuition and Fees	Books and Supplies	Off-Campus Room and Board	Off- Campus Other Expenses	Total In-State Living off Campus
Georgia Institute of Technology	\$5,305	\$2,500	\$6,600	\$1,500	\$15,905
Georgia State University	\$5,484	\$1,000	\$10,986	\$3,906	\$21,376
University of Georgia	\$5,622	\$840	N/A	N/A	N/A
<b>Research Universities Average</b>	<b>\$5,470</b>	<b>\$1,447</b>	<b>\$8,793</b>	<b>\$2,703</b>	<b>\$18,641</b>
Georgia Southern University	\$4,082	\$1,200	\$6,860	\$2,800	\$14,942
Valdosta State University	\$4,038	\$1,000	N/A	N/A	N/A
<b>Regional Universities Average</b>	<b>\$4,060</b>	<b>\$1,100</b>	<b>\$6,860</b>	<b>\$2,800</b>	<b>\$14,942</b>
Albany State University	\$3,470	\$892			
Armstrong Atlantic State University	\$3,424	\$1,200	\$11,730	\$7,728	\$24,082
Augusta State University	\$3,242	\$1,000	\$7,266	\$3,180	\$14,688
Clayton State University	\$3,582	\$2,000	\$8,490	\$3,000	\$17,072
Columbus State University	\$3,514	\$814	\$7,899	\$3,463	\$15,690
Fort Valley State University	\$3,558	\$900	\$3,600	\$3,420	\$11,478
Georgia College & State University	\$4,750	\$900	N/A	N/A	N/A
Georgia Southwestern State University	\$3,546	\$1,200	\$5,524	\$5,430	\$15,700
Kennesaw State University	\$3,806	\$1,000	\$9,219	\$3,444	\$17,469
North Georgia College & State University	\$3,810	\$750	\$8,686	\$4,554	\$17,800
Savannah State University	\$3,486	\$1,000	\$7,727	\$1,900	\$14,113
Southern Polytechnic State University	\$3,872	\$1,500	\$6,492	\$3,900	\$15,764
University of West Georgia	\$3,918	\$1,000	\$7,152	\$3,674	\$15,744
<b>State Universities Average</b>	<b>\$3,691</b>	<b>\$1,089</b>	<b>\$7,617</b>	<b>\$3,972</b>	<b>\$16,327</b>
Abraham Baldwin Agricultural College	\$2,374	\$1,125	N/A	N/A	
Dalton State College	\$1,952	\$1,200	\$7,000	\$1,600	\$11,752
Gainesville College	\$2,092	\$1,000	\$10,000	\$2,500	\$15,592
Gordon College	\$2,152	\$750	\$3,450	\$3,836	\$10,188
Macon State College	\$2,060	\$1,071	\$3,451	\$5,052	\$11,634
Middle Georgia College	\$2,296	\$800	N/A	N/A	N/A
<b>State Colleges Average</b>	<b>\$2,154</b>	<b>\$991</b>	<b>\$5,975</b>	<b>\$3,247</b>	<b>\$12,292</b>
Atlanta Metropolitan College	\$2,010	\$1,200	\$9,283	\$2,157	\$14,650
Bainbridge College	\$1,950	\$650	\$5,426	\$2,660	\$10,686
Coastal Georgia Community College	\$1,750	\$1,105	\$7,200	\$3,400	\$13,455
Darton College	\$2,090	\$1,270	\$6,562	\$1,306	\$11,228
East Georgia College	\$1,922	\$756	\$4,933	\$4,320	\$11,931
Georgia Highlands College	\$1,872	\$750	\$5,000	\$5,250	\$12,872
Georgia Perimeter College	\$2,234	\$1,000	\$4,000	\$2,800	\$10,034
South Georgia College	\$2,154	\$720	\$5,400	\$3,204	\$11,478
Waycross College	\$1,904	\$1,618	\$6,976	\$2,810	\$13,308
<b>Two-Year Colleges Average</b>	<b>\$1,987</b>	<b>\$1,008</b>	<b>\$6,087</b>	<b>\$3,101</b>	<b>\$12,182</b>
<b>SYSTEM TOTALS</b>	<b>\$3,131</b>	<b>\$1,082</b>	<b>\$6,923</b>	<b>\$3,437</b>	<b>\$14,468</b>

Annual Out-of-State, On-Campus Costs of College Attendance by Institution  
University System of Georgia, AY 2007-08

	Out-of-State Tuition and Fees	Books and Supplies	On-Campus Room and Board	On- Campus Other Expenses	Total Out-of- State Living on Campus
Georgia Institute of Technology	\$21,699	\$2,500	\$7,328	\$1,500	\$33,027
Georgia State University	\$18,972	\$1,000	\$8,434	\$3,906	\$32,312
University of Georgia	\$20,726	\$840	\$7,292	\$2,300	\$31,158
<b>Research Universities Average</b>	<b>\$20,466</b>	<b>\$1,447</b>	<b>\$7,685</b>	<b>\$2,569</b>	<b>\$32,166</b>
Georgia Southern University	\$12,954	\$1,200	\$6,860	\$2,800	\$23,814
Valdosta State University	\$12,910	\$1,000	\$6,990	\$5,250	\$26,150
<b>Regional Universities Average</b>	<b>\$12,932</b>	<b>\$1,100</b>	<b>\$6,925</b>	<b>\$4,025</b>	<b>\$24,982</b>
Albany State University	\$12,074	\$892	\$5,796	\$3,254	\$22,016
Armstrong Atlantic State University	\$12,028	\$1,200	\$5,800	\$6,583	\$25,611
Augusta State University	\$11,359	\$1,000	\$9,600	\$3,180	\$25,139
Clayton State University	\$12,186	\$2,000	N/A	N/A	N/A
Columbus State University	\$12,118	\$814	\$7,870	\$2,843	\$23,645
Fort Valley State University	\$12,162	\$900	\$7,260	\$1,700	\$22,022
Georgia College & State University	\$16,424	\$900	\$6,480	\$3,138	\$26,942
Georgia Southwestern State University	\$12,150	\$1,200	\$5,524	\$5,430	\$24,304
Kennesaw State University	\$12,678	\$1,000	\$9,219	\$2,454	\$25,351
North Georgia College & State University	\$12,414	\$750	\$5,042	\$2,646	\$20,852
Savannah State University	\$12,090	\$1,000	\$5,348	\$1,900	\$20,338
Southern Polytechnic State University	\$13,590	\$1,500	\$5,780	\$3,900	\$24,770
University of West Georgia	\$12,790	\$1,000	\$5,632	\$3,674	\$23,096
<b>State Universities Average</b>	<b>\$12,620</b>	<b>\$1,089</b>	<b>\$6,613</b>	<b>\$3,392</b>	<b>\$23,674</b>
Abraham Baldwin Agricultural College	\$7,990	\$1,125	\$6,100	\$2,800	\$18,015
Dalton State College	\$7,280	\$1,200	N/A	N/A	N/A
Gainesville College	\$7,708	\$1,000	N/A	N/A	N/A
Gordon College	\$7,768	\$750	\$6,150	\$4,236	\$18,904
Macon State College	\$7,676	\$1,071	N/A	N/A	N/A
Middle Georgia College	\$7,912	\$800	\$4,770	\$800	\$14,282
<b>State Colleges Average</b>	<b>\$7,722</b>	<b>\$991</b>	<b>\$5,673</b>	<b>\$2,612</b>	<b>\$17,067</b>
Atlanta Metropolitan College	\$7,250	\$1,200	N/A	N/A	N/A
Bainbridge College	\$7,200	\$650	N/A	N/A	N/A
Coastal Georgia Community College	\$6,990	\$1,105	N/A	N/A	N/A
Darton College	\$7,330	\$1,270	N/A	N/A	N/A
East Georgia College	\$7,162	\$756	N/A	N/A	N/A
Georgia Highlands College	\$6,888	\$750	N/A	N/A	N/A
Georgia Perimeter College	\$7,474	\$1,000	N/A	N/A	N/A
South Georgia College	\$7,394	\$720	\$5,400	\$3,204	\$16,718
Waycross College	\$7,144	\$1,618	N/A	N/A	N/A
<b>Two-Year Colleges Average</b>	<b>\$7,204</b>	<b>\$1,008</b>	<b>\$5,400</b>	<b>\$3,204</b>	<b>\$16,718</b>
<b>SYSTEM TOTALS</b>	<b>\$10,985</b>	<b>\$1,082</b>	<b>\$6,604</b>	<b>\$3,214</b>	<b>\$23,736</b>

Annual Out-of-State, Off-Campus Not Living with Family  
Costs of College Attendance by Institution  
University System of Georgia, AY 2007-08

	Out-of-State Tuition and Fees	Books and Supplies	Off-Campus Room and Board	Off- Campus Other Expenses	Total Out-of- State Living on Campus
Georgia Institute of Technology	\$21,699	\$2,500	\$6,600	\$1,500	\$32,299
Georgia State University	\$18,972	\$1,000	\$10,986	\$3,906	\$34,864
University of Georgia	\$20,726	\$840	N/A	N/A	N/A
<b>Research Universities Average</b>	<b>\$20,466</b>	<b>\$1,447</b>	<b>\$8,793</b>	<b>\$2,703</b>	<b>\$33,582</b>
Georgia Southern University	\$12,954	\$1,200	\$6,860	\$2,800	\$23,814
Valdosta State University	\$12,910	\$1,000	N/A	N/A	N/A
<b>Regional Universities Average</b>	<b>\$12,932</b>	<b>\$1,100</b>	<b>\$6,860</b>	<b>\$2,800</b>	<b>\$23,814</b>
Albany State University	\$12,074	\$892	N/A	N/A	N/A
Armstrong Atlantic State University	\$12,028	\$1,200	\$11,730	\$7,728	\$32,686
Augusta State University	\$11,359	\$1,000	\$7,266	\$3,180	\$22,805
Clayton State University	\$12,186	\$2,000	\$8,490	\$3,000	\$25,676
Columbus State University	\$12,118	\$814	\$7,899	\$3,463	\$24,294
Fort Valley State University	\$12,162	\$900	\$3,600	\$3,420	\$20,082
Georgia College & State University	\$16,424	\$900	N/A	N/A	N/A
Georgia Southwestern State University	\$12,150	\$1,200	\$5,524	\$5,430	\$24,304
Kennesaw State University	\$12,678	\$1,000	\$9,219	\$3,444	\$26,341
North Georgia College & State University	\$12,414	\$750	\$8,686	\$4,554	\$26,404
Savannah State University	\$12,090	\$1,000	\$7,727	\$1,900	\$22,717
Southern Polytechnic State University	\$13,590	\$1,500	\$6,492	\$3,900	\$25,482
University of West Georgia	\$12,790	\$1,000	\$7,152	\$3,674	\$24,616
<b>State Universities Average</b>	<b>\$12,620</b>	<b>\$1,089</b>	<b>\$7,617</b>	<b>\$3,972</b>	<b>\$22,703</b>
Abraham Baldwin Agricultural College	\$7,990	\$1,125	N/A	N/A	N/A
Dalton State College	\$7,280	\$1,200	\$7,000	\$1,600	\$17,080
Gainesville College	\$7,708	\$1,000	\$10,000	\$2,500	\$21,208
Gordon College	\$7,768	\$750	\$3,450	\$3,836	\$15,804
Macon State College	\$7,676	\$1,071	\$3,451	\$5,052	\$17,250
Middle Georgia College	\$7,912	\$800	N/A	N/A	N/A
<b>State Colleges Average</b>	<b>\$7,722</b>	<b>\$991</b>	<b>\$5,975</b>	<b>\$3,247</b>	<b>\$17,836</b>
Atlanta Metropolitan College	\$7,250	\$1,200	\$9,283	\$2,157	\$19,890
Bainbridge College	\$7,200	\$650	\$5,426	\$2,660	\$15,936
Coastal Georgia Community College	\$6,990	\$1,105	\$7,200	\$3,400	\$18,695
Darton College	\$7,330	\$1,270	\$6,562	\$1,306	\$16,468
East Georgia College	\$7,162	\$756	\$4,933	\$4,320	\$17,171
Georgia Highlands College	\$6,888	\$750	\$5,000	\$5,250	\$17,888
Georgia Perimeter College	\$7,474	\$1,000	\$4,000	\$2,800	\$15,274
South Georgia College	\$7,394	\$720	\$5,400	\$3,204	\$16,718
Waycross College	\$7,144	\$1,618	\$6,976	\$2,810	\$18,548
<b>Two-Year Colleges Average</b>	<b>\$7,204</b>	<b>\$1,008</b>	<b>\$6,087</b>	<b>\$3,101</b>	<b>\$17,399</b>
<b>SYSTEM TOTALS</b>	<b>\$10,985</b>	<b>\$1,082</b>	<b>\$6,923</b>	<b>\$3,437</b>	<b>\$22,012</b>