






Study Abroad: **Need-Based Aid** vs **No Need-Based Aid**
Descriptive Statistics


 **NEED-BASED AID**


 9.5% of need-based aid students studied abroad


 STUDY ABROAD vs.  NO STUDY ABROAD


 High School GPA = 3.62 vs. 3.36

 SAT Score = 1183 vs. 1070


 % Female = 70.1% vs. 56.4%


 % Underrep. minority = 25.9% vs. 39.6%

 Degree in 6 years = 93.3% vs. 54.2%
* For students retained to 3rd year = 94.4% vs. 76.7%


 Degree in 4 years = 68.6% vs. 30.0%
* For students retained to 3rd year = 69.5% vs. 43.7%

 Semesters to Degree = 11.8 vs. 12.5


 GPA at Degree = 3.37 vs. 3.17


 Credit Hours at Degree = 128.9 vs. 125.5


 **NO NEED-BASED AID**


 16% of no need-based aid students studied abroad


 STUDY ABROAD vs.  NO STUDY ABROAD


 = 3.69 vs. 3.49


 = 1238 vs. 1149


 = 66.0% vs. 49.3%


 = 8.4% vs. 13.3%

 = 95.5% vs. 66.5%
* = 96.3% vs. 85.0%

 = 74.5% vs. 41.8%
* = 75.2% vs. 54.9%

 = 11.6 vs. 12.2

 = 3.44 vs. 3.25

 = 131.6 vs. 129.7

* Refers to the graduation rate of students who remain enrolled until their 3rd year
'Semesters to Degree', 'Credit Hours Earned at Degree' and 'GPA at Degree' are all conditional on graduation.
Need-based aid students are defined here as receiving need-based aid in their first term.

Study Abroad: **Need-Based Aid vs No Need-Based Aid**
Matching Analysis



NEED-BASED AID



NO NEED-BASED AID



DEGREE IN 6 YEARS

6.1pp

Among students who receive need-based aid, those who SA are 6.1pp more likely to graduate in 6 years compared with non-SA students. For students who do not receive need-based aid, the differential is 3.8pp.

3.8pp



DEGREE IN 4 YEARS

9.1pp

Among students who receive need-based aid, those who SA are 9.1pp more likely to graduate in 4 years compared with non-SA students. For students who do not receive need-based aid, the differential is 8.7pp.

8.7pp



SEMESTERS TO DEGREE

-0.24

Among students who receive need-based aid, those who SA graduate 0.24 semesters, or approximately 4 weeks, faster compared with non-SA students. For students who do not receive need-based aid, the differential is 0.23 semesters (3.5 weeks).

-0.23



GPA AT DEGREE

0.10

Among students who receive need-based aid, those who SA earn a 0.10 higher GPA compared with non-SA students. For students who do not receive need-based aid, the differential is 0.10.

0.10



CREDIT HOURS EARNED

4.08

Among students who receive need-based aid, those who SA earn 4.08 more credit hours compared with non-SA students. For students who do not receive need-based aid, the differential is 1.84 credit hours.

1.84

pp = percentage points; NSS = Not statistically significant

Please note that these matching results do not restrict matches to occur within institutions, due to the often low frequency of observations at any single institution. As a consequence, the magnitude of these results are often larger than when this restriction is imposed. Results should be interpreted with this caveat in mind.