

SUMMIT

Pursuing People's Potential.
Reaching Georgia's Potential.

2013

Complete
College
Georgia

Concurrent Session C

A Focus on the Student:

Underlying Issues with Access and Graduation

Art Seavey

Director of Policy and Partnership Development
University System of Georgia



Georgia: *A Decade of Progress*

**Challenge
to Lead**

SREB

SREB's Challenge to Lead **Goals for Education:** **Making a Difference in Changing Times**

Joan Lord

Complete College Georgia Summit
February 18, 2013

Southern
Regional
Education
Board

Georgia

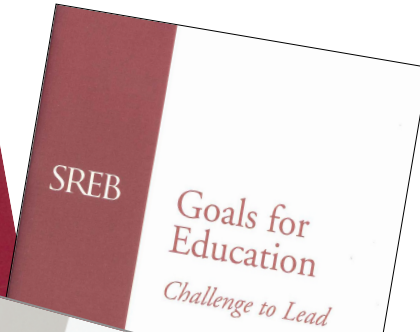
Challenge to Lead Goals for Education

Challenge
to Lead

SREB



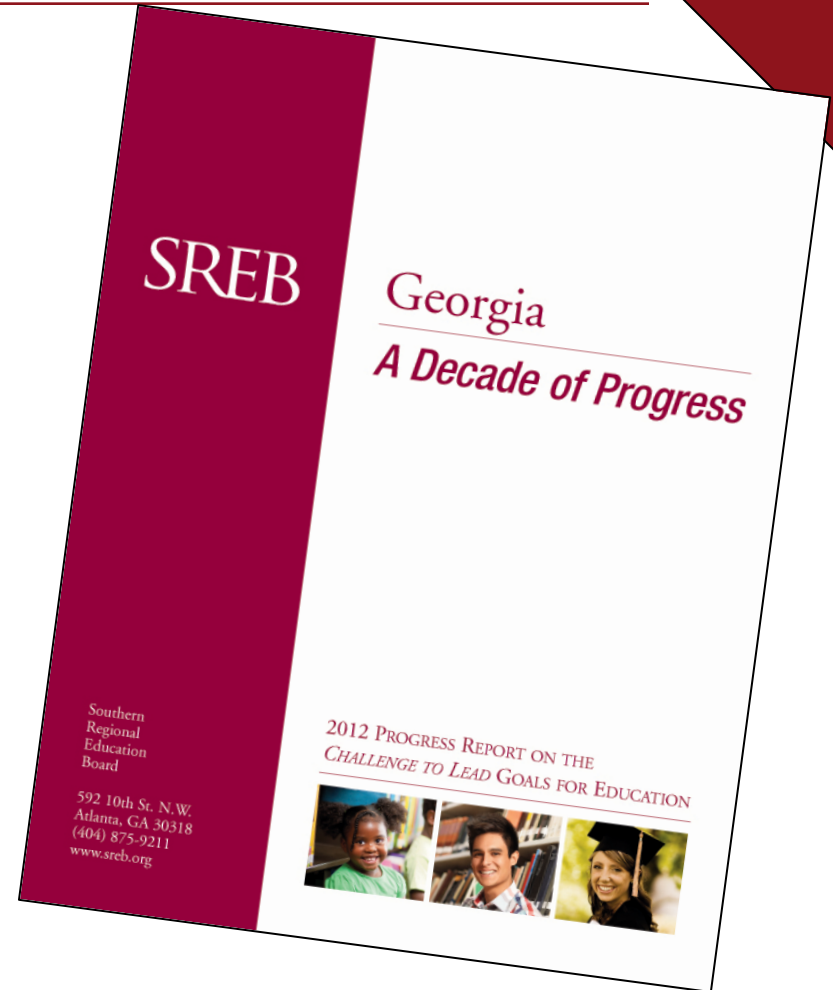
1988



2002



2013



Southern
Regional
Education
Board

592 10th St. N.W.
Atlanta, GA 30318
(404) 875-9211
www.sreb.org

2012 PROGRESS REPORT ON THE
CHALLENGE TO LEAD GOALS FOR EDUCATION



Southern
Regional
Education
Board

www.sreb.org

Challenge to Lead Goals for Education

SREB

SREB's College Completion Goals

1988

The percentage of adults who have attended college or earned two-year, four-year and graduate degrees will be at national averages or higher.

2002

The percentage of adults who earn postsecondary degrees or *technical certificates* **EXCEEDS** national averages.

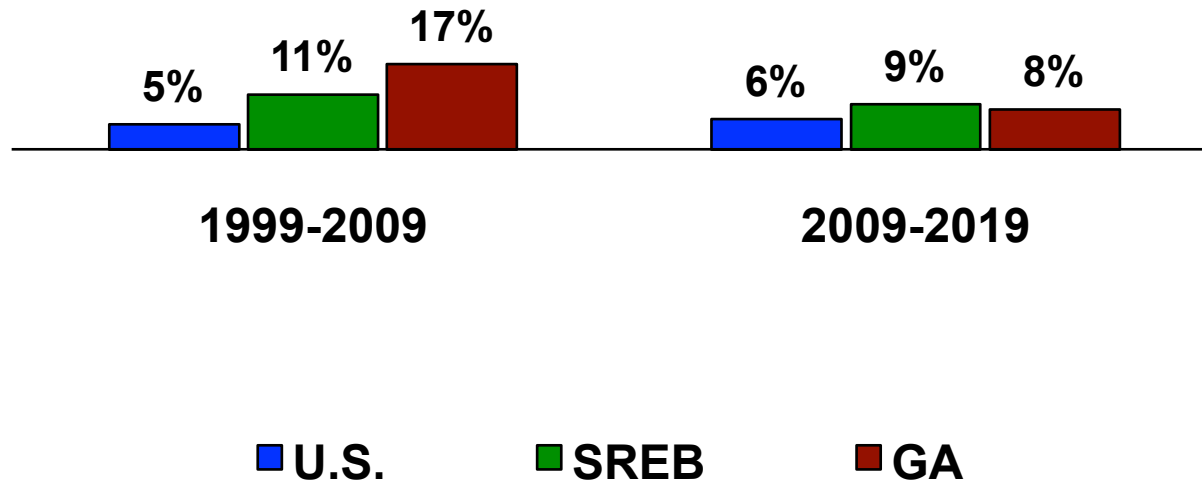
2013

Sixty percent of working-age adults will have a postsecondary credential: an associate's or bachelor's degree, or a career certificate.

State Profile



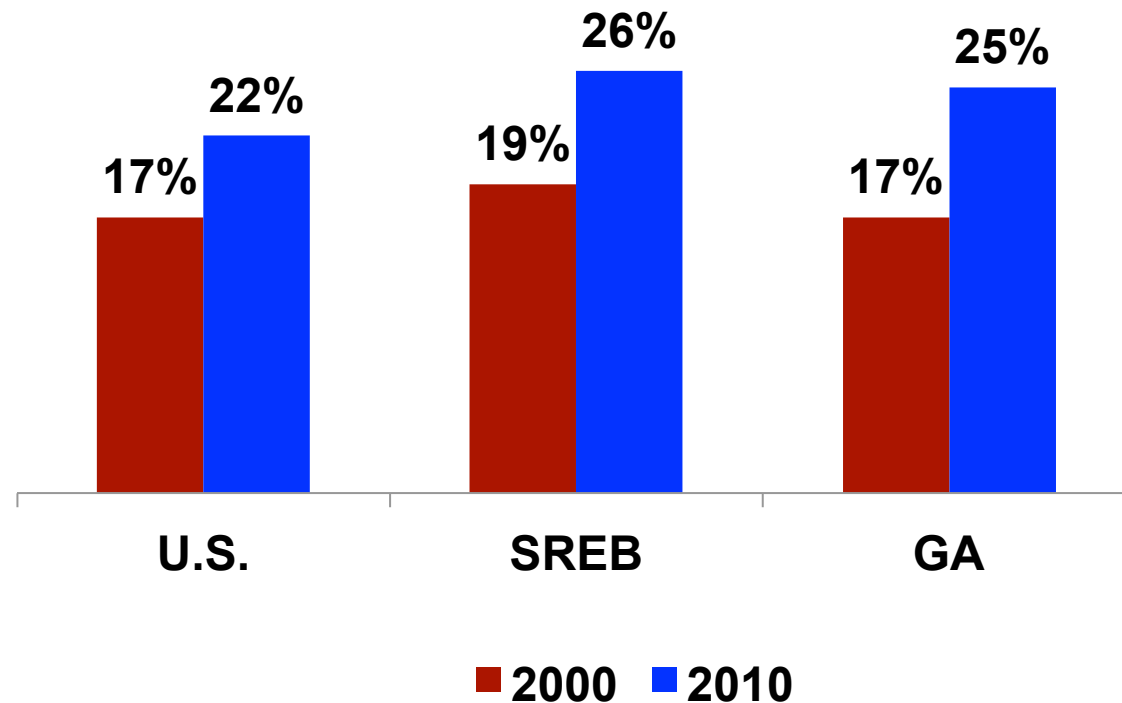
Actual and Projected Changes Public Elementary and Secondary Enrollment



State Profile

SREB

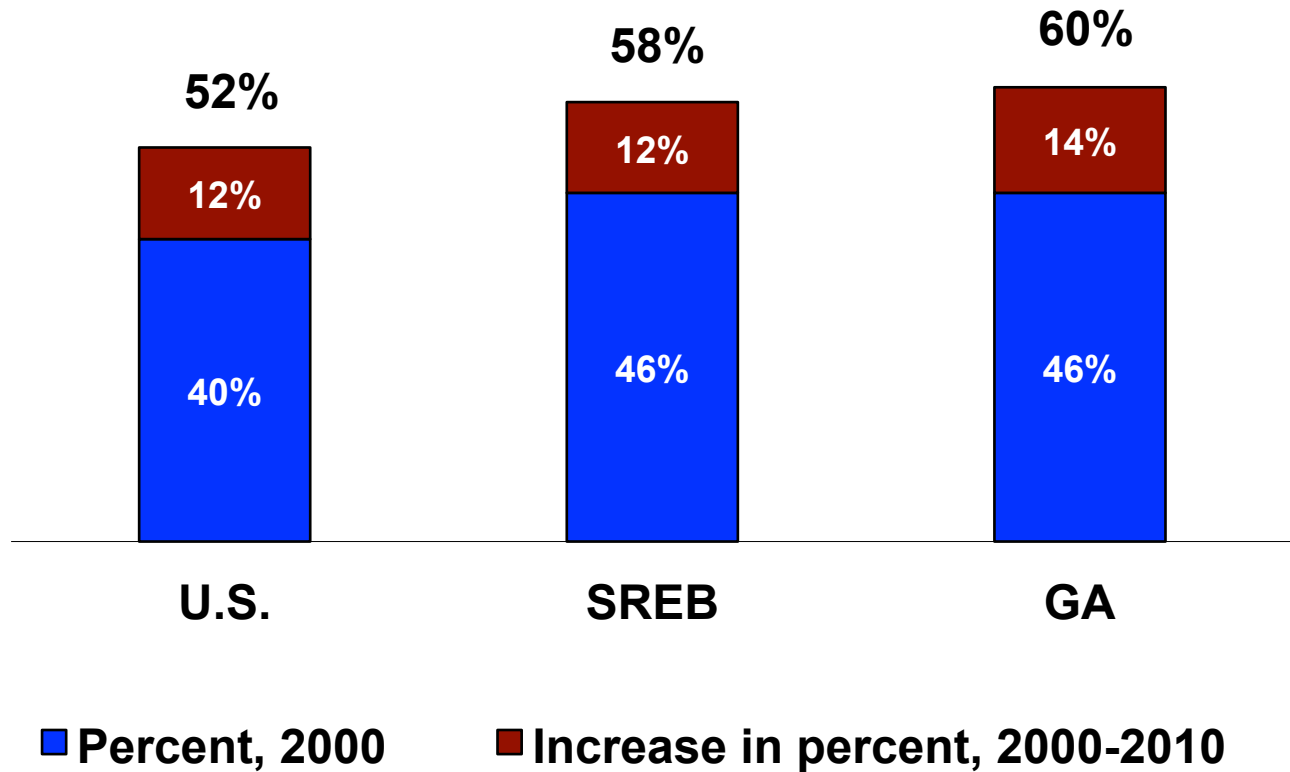
Children Under 18 Years Old Living in Poverty in Georgia



State Profile

SREB

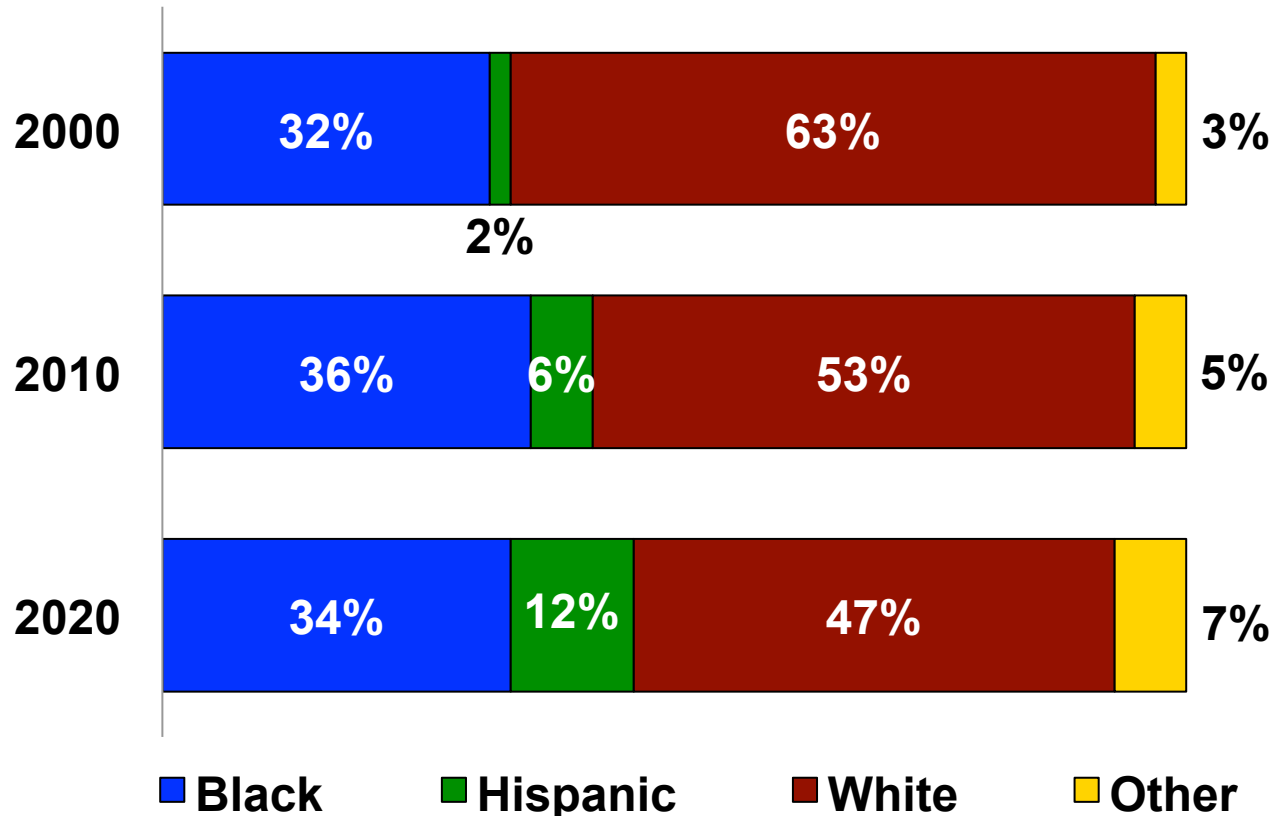
Percent of Students Approved for Free or Reduced-Price Meals, 2010



State Profile

SREB

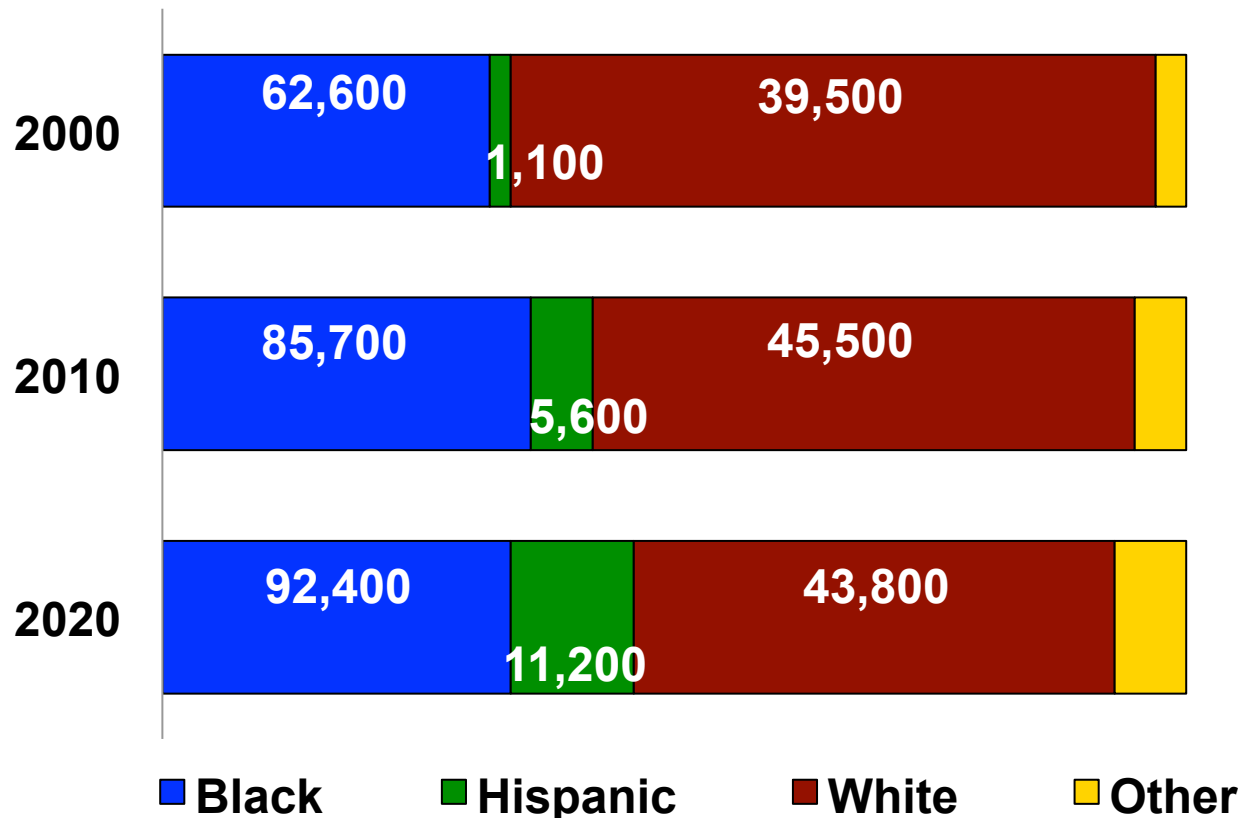
Racial/Ethnic Proportions Public High School Graduates in Georgia



State Profile

SREB

Racial/Ethnic Proportions Public High School Graduates in Georgia



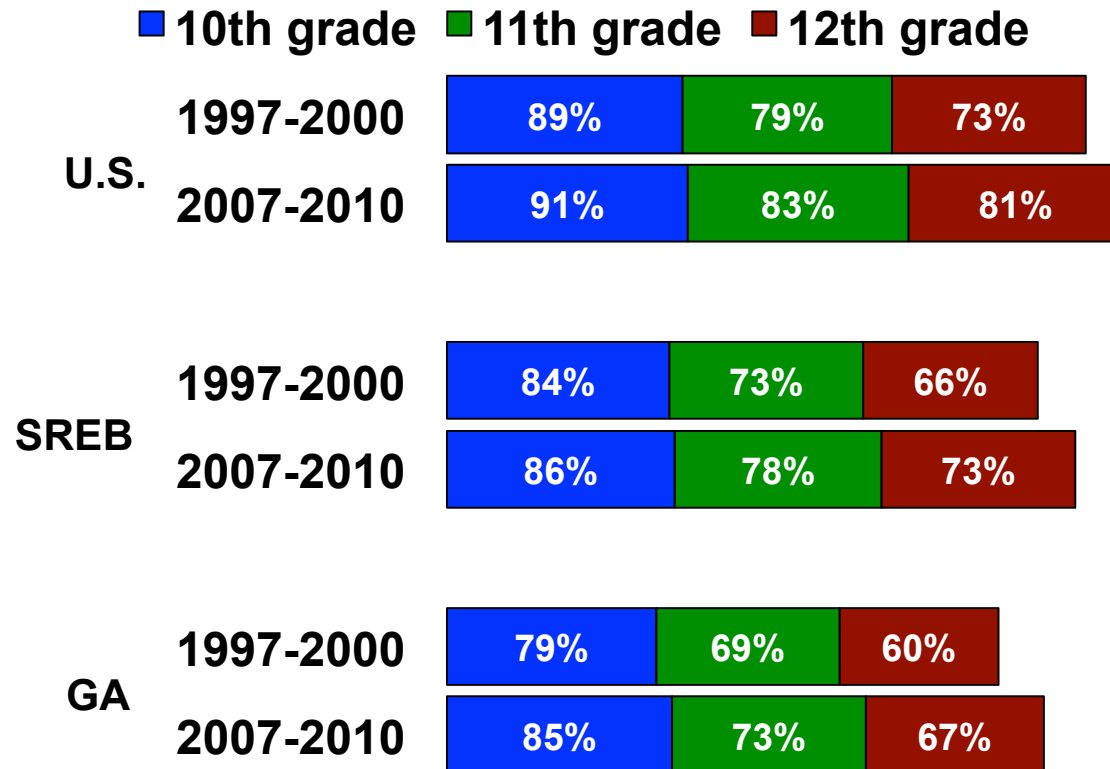
Georgia

Challenge
to Lead

High School Graduation

Percentage of Ninth-Grade Cohort Progressing Through High School in Georgia, by Grade

SREB



Southern
Regional
Education
Board

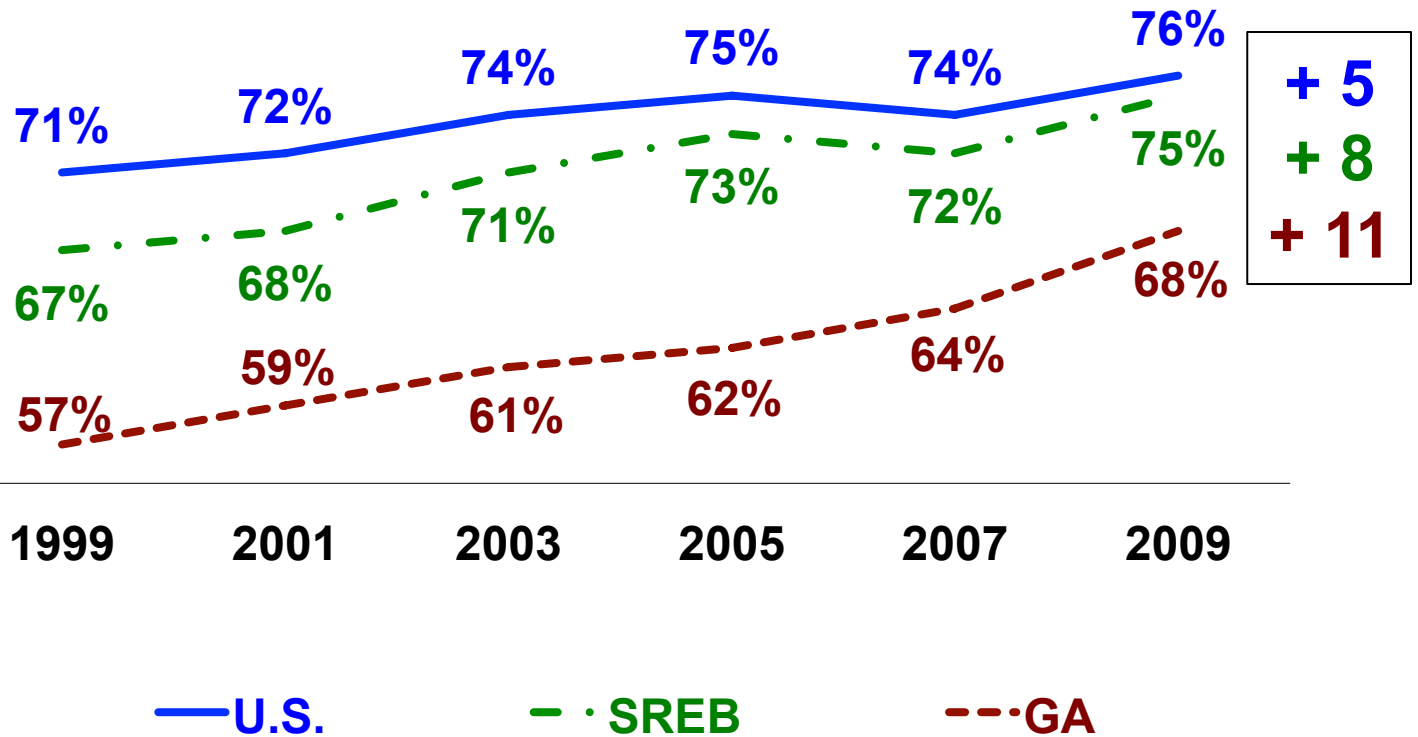
Source: SREB, based on data from the National Center for Education Statistics

Georgia

Challenge
to Lead

High School Graduation

Four-Year High School Graduation Rates (Averaged Freshman Graduation Rate – AFGR)



SREB

Southern
Regional
Education
Board

Source: National Center for Education Statistics

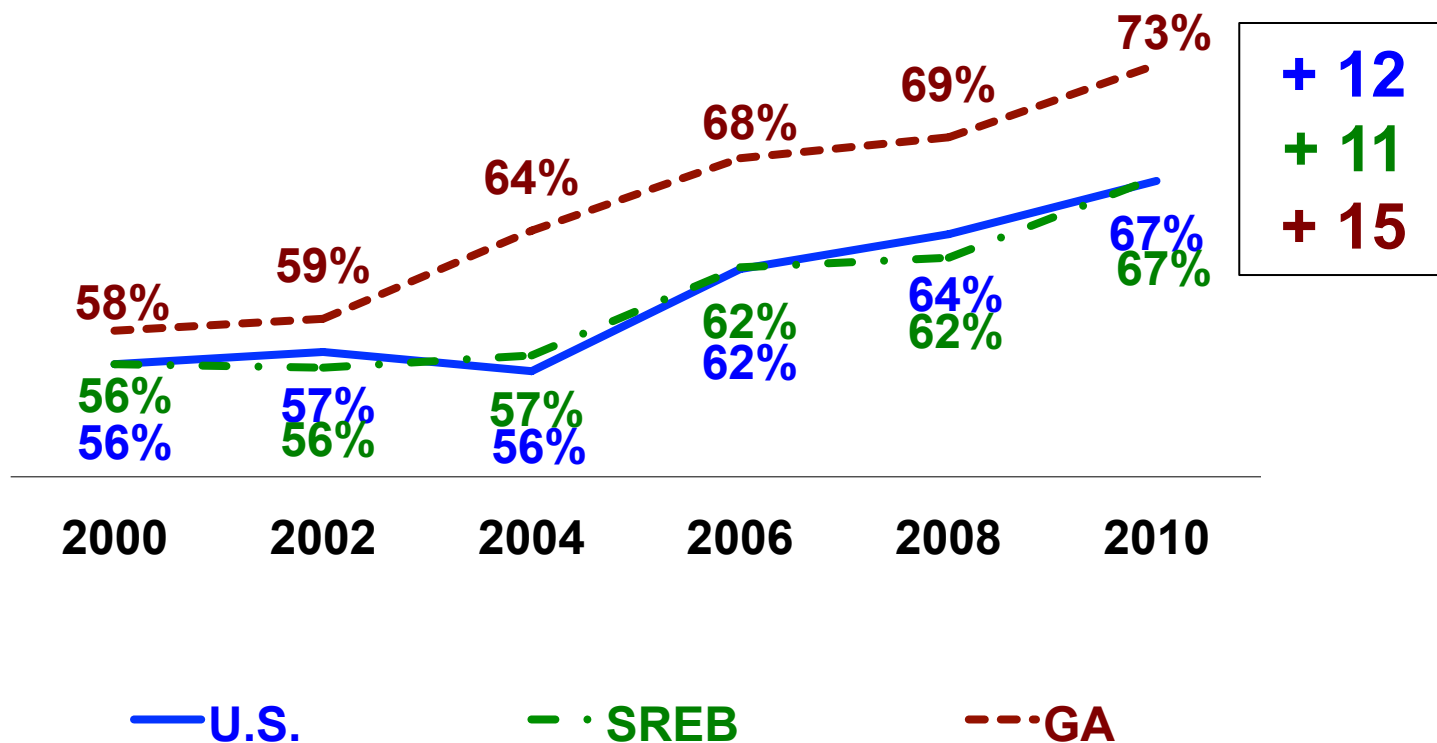
Georgia

Challenge
to Lead

Postsecondary Certificates & Degrees

SREB

Estimated College Enrollment Rates of Recent High School Graduates in Georgia



Southern
Regional
Education
Board

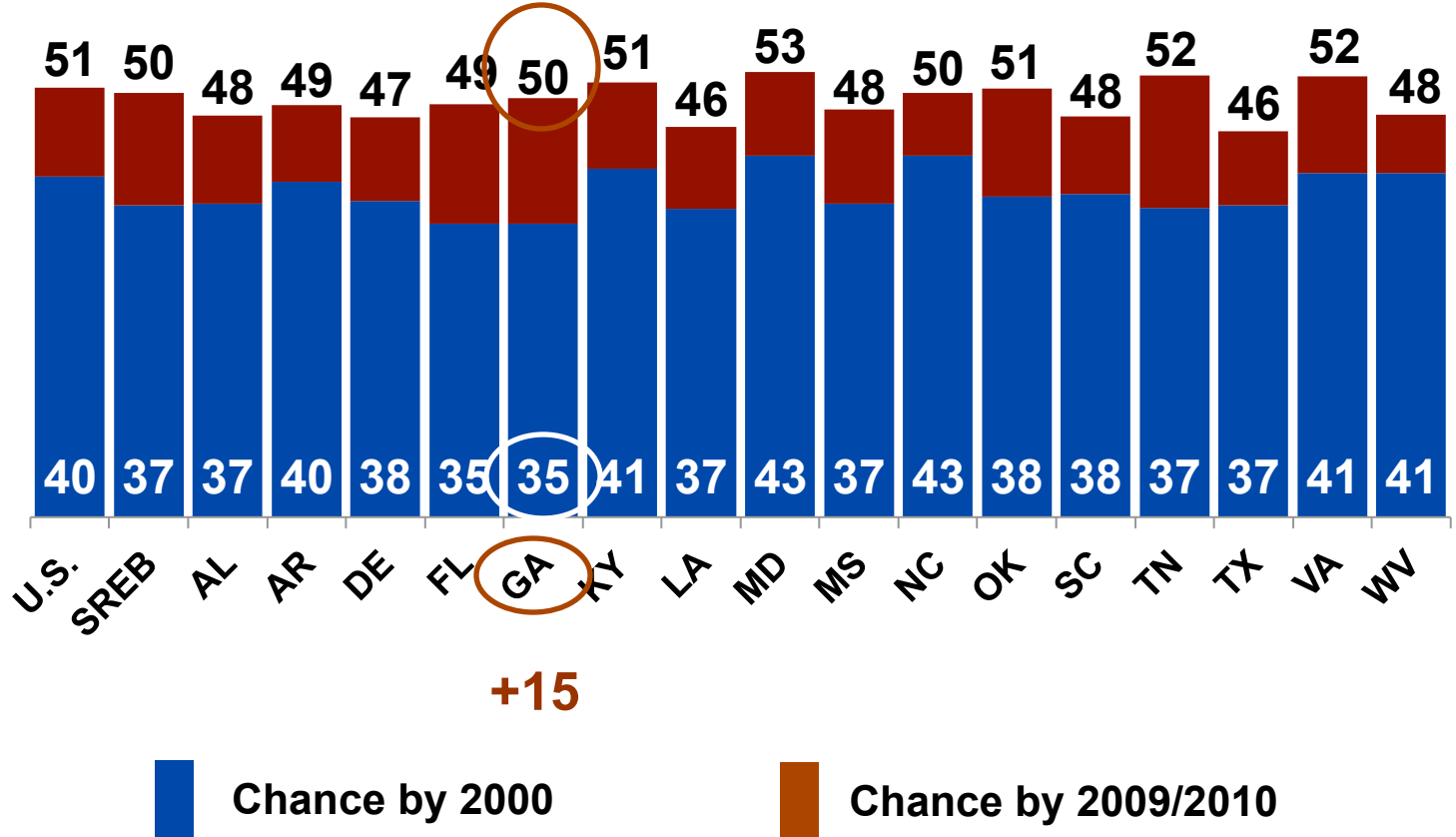
Source: National Center for Education Statistics

Georgia

Challenge
to Lead

Postsecondary Certificates & Degrees

Ninth-Graders' Chance for College Enrollment
By Age 19
2000 and 2009/2010



SREB

Southern
Regional
Education
Board

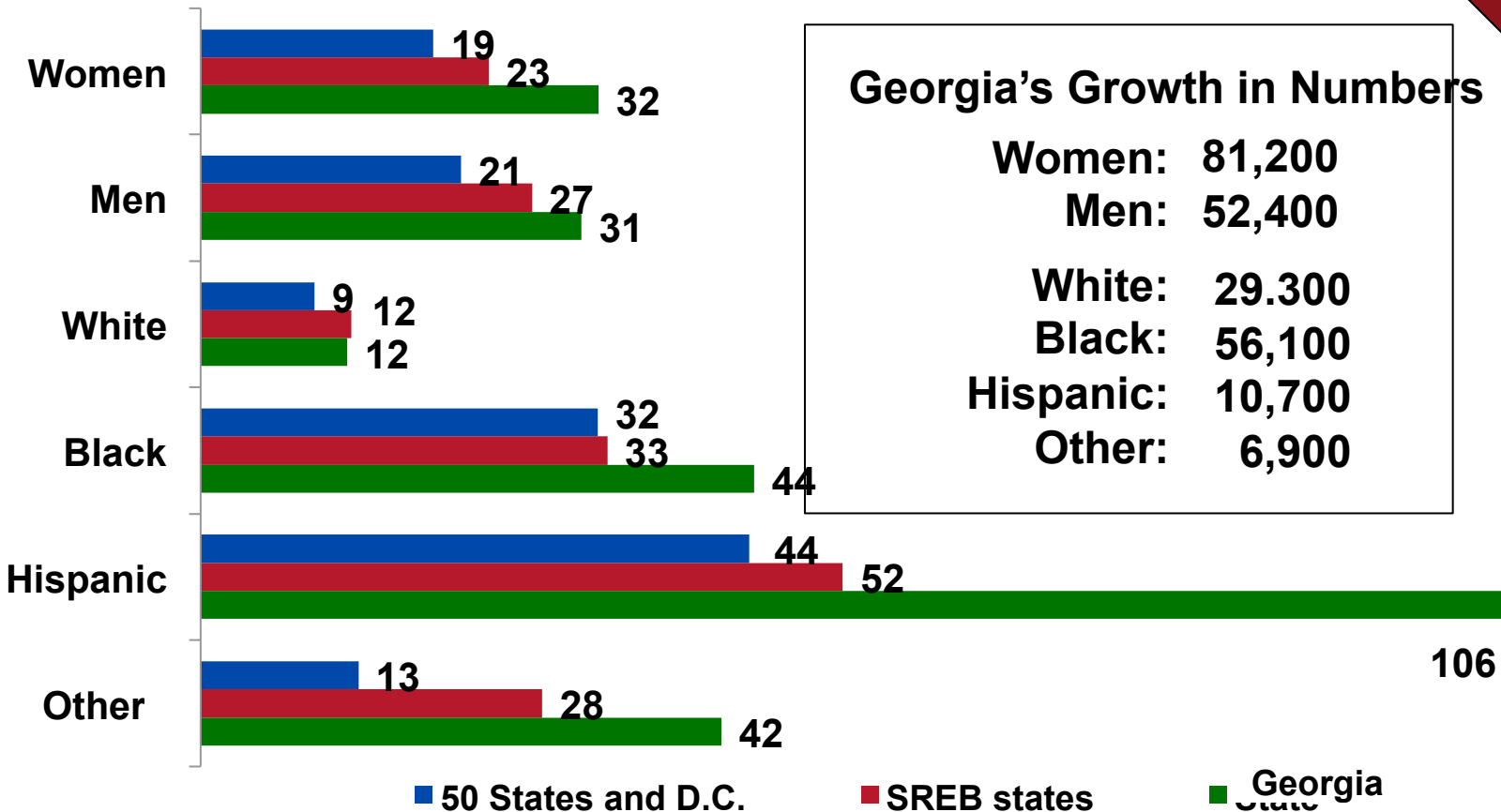
Georgia

Challenge
to Lead

Postsecondary Certificates & Degrees

SREB

Percent Enrollment Changes, 2005-2010



Southern
Regional
Education
Board

Source: SREB analysis of National Center for Education Statistics fall enrollment surveys

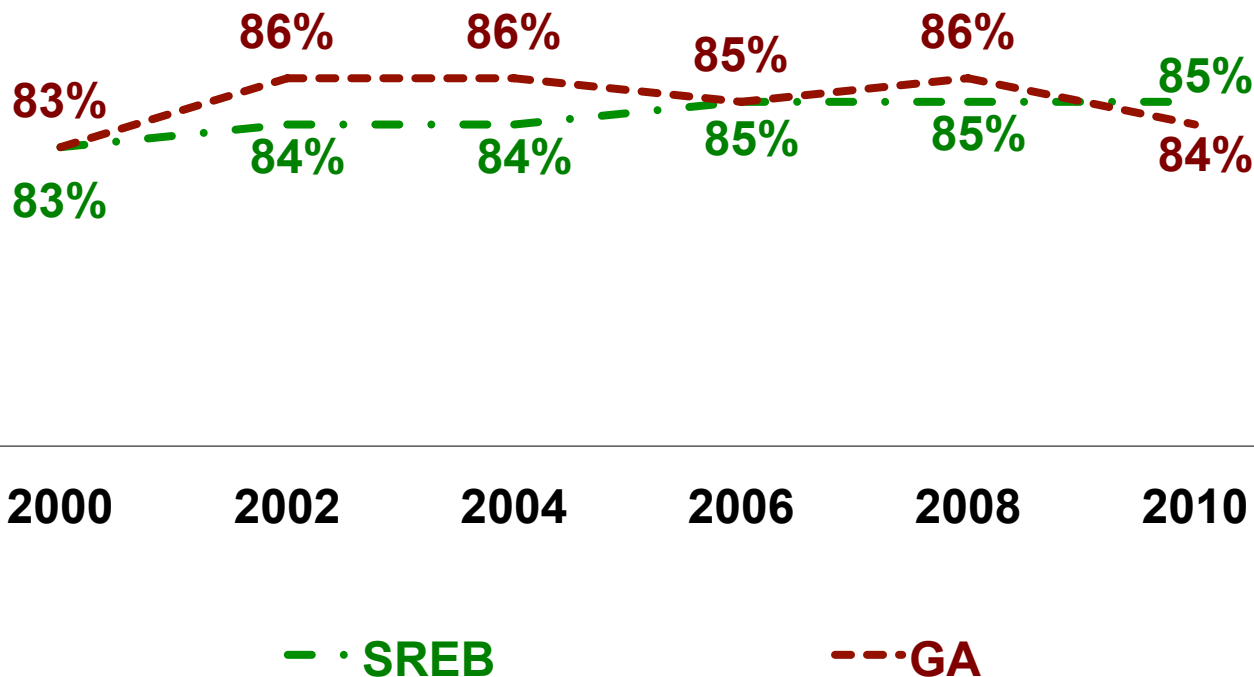
Georgia

Challenge
to Lead

Postsecondary Certificates & Degrees

SREB

First-Year Persistence Rates at Public Four-Year Colleges and Universities in Georgia



Southern
Regional
Education
Board

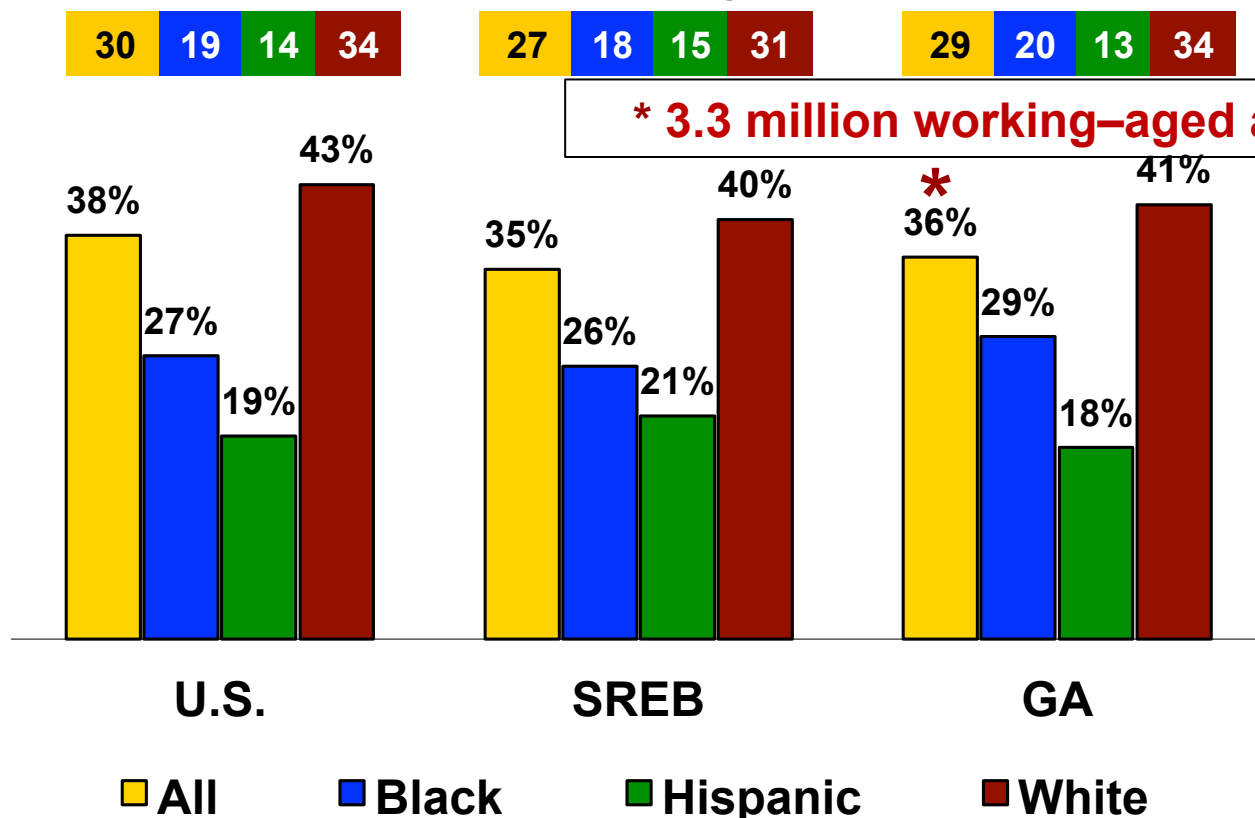
Source: SREB-State Data Exchange

Postsecondary Certificates & Degrees



Percent of Working-Age Adults in Georgia With Associate's Degrees or Higher, 2010

Bachelors Degrees



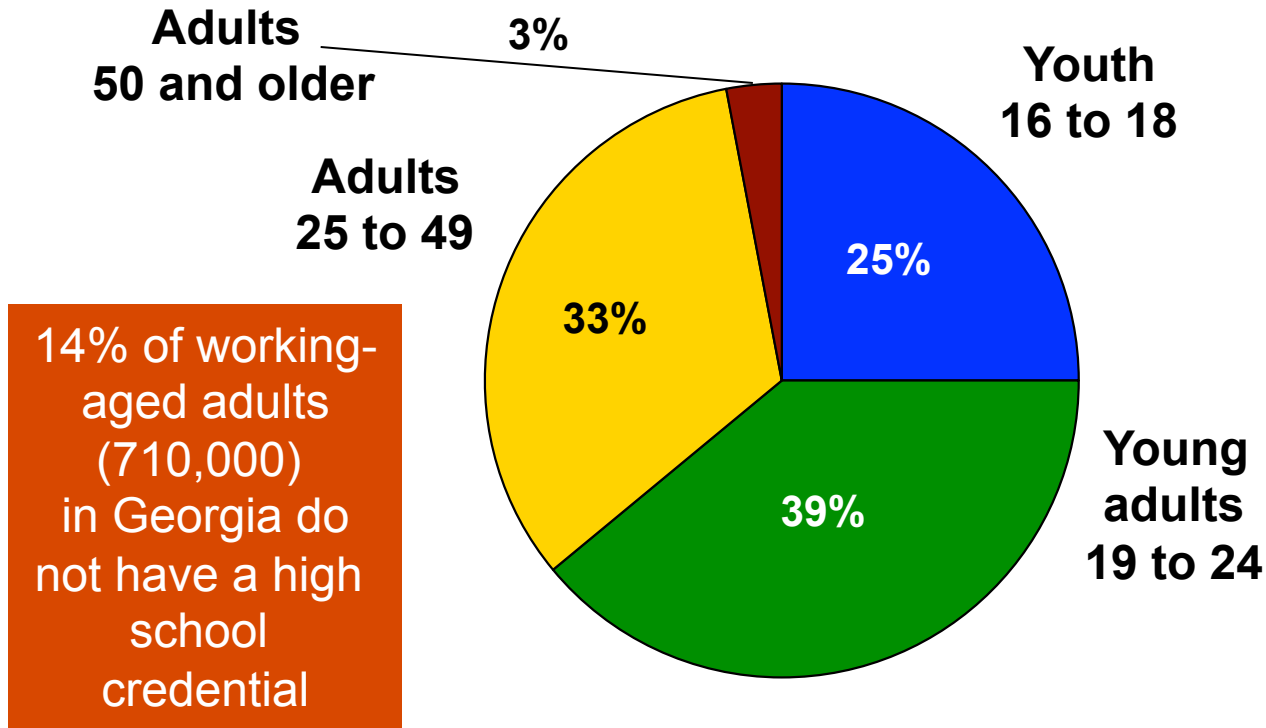
Georgia

Challenge
to Lead

Adult Literacy and Job Training

SREB

GED Awards in Georgia by Age, 2010



Number of GED Awards in GA: 18,786

Pass rates: U.S. 73%

SREB 73%

GA 68%

Southern
Regional
Education
Board

Georgia: *A Decade of Progress*

Challenge
to Lead

SREB

SREB's *Challenge to Lead*
Goals for Education:
Making a Difference in Changing Times

Joan Lord

Vice President for Education Policies
Southern Regional Education Board

www.sreb.org

Southern
Regional
Education
Board

Armstrong Atlantic State University

Preparing the Next Georgia Generation:
One Institution's Efforts to Meet the
Needs of the Hispanic/Latino Population



INSTITUTE FOR MALES



SUCCEED › GRADUATE › EXCEL



INSTITUTE FOR MALES

Overview

FACT SHEET

About US

The mission of the Atlanta Technical College Institute for Males (AIM) is to increase the enrollment, retention and graduation of males wishing to engage in developing themselves by pursuing a college degree at Atlanta Technical College. Our program addresses recidivism, improving educational outcomes of post secondary education, increasing exposure to enhancing experiences with diverse cultures, and fostering an environment of civic engagement.

Our History

The faculty & staff of Atlanta Technical College established the Institute for Males in February 2009 after receiving a grant from the U.S. Department of Education of Postsecondary Education. The grant is part of the Predominately Black Institutions (PBI) program whose mission is to strengthen predominately black institutions to carry out programs in various educational areas including improving educational outcomes of males.

Our Services

Atlanta Technical College Institute for Males is a membership organization serving over 3200 high school and college males. Upon completing the membership process, a student will receive the following services: counseling, tutoring, student support * (e.g., hardship grants for books, tuition, fees, and transportation), personal development seminars/workshops, professional development, seminars/workshops and mentoring.



Our Problem

- An annual 1% decrease in enrollment for African American Males for 10 yrs.
- Low Retention
- Low Graduation



Our Program

- Goal #1: Increase male enrollment at Atlanta Technical College
- Goal #2: Increase male retention and graduation rates at Atlanta Technical College





Our Process

Strategies to Achieve Goal #1

Target High School Students

Target Recidivism

Target Community Organizations



INSTITUTE FOR MALES

Our Process

Strategies to Achieve Goal #2:

Target College Students

College Life Skills Workshops

Ambassador Speaks Series

Academic Tutoring

Graduation Initiative

Mentoring to Success



INSTITUTE FOR MALES

Our Progress

Enrollment			
Unduplicated			
	2010	2011	2012
# of AIM	371	361	259
# of African American Males attending ATC	3,073	3,149	2,788
% of ATC African American Males enrolled by AIM	12%	11%	9%

For the last 3 years an average of 10% of the African American male students who enrolled into the college annually were AIM students.



INSTITUTE FOR MALES

Our Progress

Retention

Number of students retained

	2010	2011	2012
# of AIM	14	21	15
# of African American Males attending ATC	141	172	131
% of African American Males that AIM assisted in retention	10%	12%	11%

For the last 3 years an average of 11% of the African American male students retained by the college annually were AIM students.



INSTITUTE FOR MALES

Our Progress

Graduation			
Awards Conferred			
	2010	2011	2012
AIM	93	154	161
African American Males that graduated from ATC	701	927	1221



INSTITUTE FOR MALES

Our Progress

Graduation			
Unduplicated graduates			
	2010	2011	2012
AIM	48	59	79
African American Males that graduated from ATC	395	420	637
% of African American Males that AIM assisted in graduating	12%	14%	12%

For the last 3 years and average 12% of the African American male students who graduated from the college annually were AIM students.



INSTITUTE FOR MALES

Our Progress

SIX WEEK SUMMER LEADERSHIP CAMP FOR 11TH AND 12TH GRADE MALES

MONDAY THROUGH FRIDAY 8:00AM TO 4:00PM

The AIM goals and objective are as follows:

- Career and College Exploration
- Entrepreneurship
- Financial Literacy
- Leadership Development



INSTITUTE FOR MALES

Our Progress

Six Week Summer Leadership Camp

11th and 12th Grade Males

	2010	2011	2012
AIM	100	50	50
# of African American Males who attended SLC that enrolled into a 2yr. or 4 yr. College	53	27	31
% of African American Males who attended SLC that enrolled into a 2yr. or 4 yr. College	53%	54%	62%

For the last 3 years an average 55% of the African American male students who attended the SLC enrolled into a 2yr. or 4yr. College.



Our Future

Career Development Activities and Support

Job Placement and Follow Up



Program Contact

Henry M. Carter

Project Director

404-756-2709

hcarter@atlantatech.edu



Reflection and Day Two Preview

James Applegate

Vice President for Strategic Impact

Lumina Foundation

Vincent Tinto

Distinguished University Professor of Sociology

Syracuse University



Q + A

