



Using the Self-Service Student Information Status Summary Page

**Georgia Enhanced Banner Student and
Financial Aid Systems User Documentation**

Version 8.9.5

Information Technology Services

March 2012

This page left blank to facilitate front/back printing.

Table of Contents

Introduction to Student Information Status Summary page	1
Purpose	1
Target Audience	1
Purpose and Scope of Document	1
Graphics	1
References	1
Support.....	2
Self-Service Student Information Status Summary Process Flow.....	3
Description	3
Overview of <i>Student Information Status Summary page</i>	3
Implementing <i>the Self-Service Student Information Status Summary</i>.....	4
<i>I. Set Up Validation Codes and Rules</i>	4
Overview	4
<i>II. Viewing the Student Information Status Summary</i>.....	9
Overview	9
Appendix A: Document History	A-1
Appendix B: Process Flow	B-1

This page left blank to facilitate front/back printing.

Using the Self-Service Student Information Status Summary page

Introduction to Student Information Status Summary page

Purpose As part of the Student System Consolidation Project, ITS provided an enhancement for displaying student advisement and status information in a single Self-Service Banner web page (Student Information Status Summary) for access by both advisors and students. Information such as basic student status, program of study, academic standing, Regents' GPA, test scores, Georgia Requirements status (ZOAGARP), HOPE & Zell Miller eligibility, transfer credits, and student attributes (including GTP information) would be available in one location. This page is available in the baseline Student Self-Service web product as well as Faculty and Advisor Self-Service.

Target Audience Institutional staff who are responsible for maintaining Self-Service Banner as well as advisors who will utilize the Self-Service Student Information Status Summary page.

Purpose and Scope of Document This document explains how to setup web display rules and access the Student Information Status Summary page as a student and faculty/advisor.

Graphics Graphic cues used in this document assist with labeling of steps and items that are particularly important.



Steps for recovery or support.



For additional information, see references.



Exercise caution.



Warning: an error here is critical.

References



For information about the baseline product, see *Using SCT Banner User Manual for Accounts Receivable, Financial Aid, and Student*.

Support



For additional ITS resources and support, contact the ITS HELPDESK:

Web http://www.usg.edu/customer_services
(self-service ticket submission)

E-mail helpdesk@usg.edu

For urgent or production down situations, call the ITS HELPDESK:

Local 706-583-2001

Toll free within Georgia 1-888-875-3697

Self-Service Student Information Status Summary Process Flow

Description Displaying student advisement and status information on the Student Information Status Summary page allows the student and advisor to view all the needed information without accessing multiple Self-Service Banner web pages. Information such as basic student status, program of study, academic standing, Regents' GPA, test scores, Georgia Requirements status (ZOAGARP), HOPE & Zell Miller eligibility, transfer credits, and student attributes (including Guaranteed Tuition Plan attributes) is available in one location. In addition, each institution can control the display (turn on or off) of information blocks on the web page separately for students and advisors using GTVSDAX rules.

Overview of Student Information Status Summary page Complete the following steps to implement and access the Student Information Status Summary page in Self-Service Banner.

I. Set Up Validation Codes and Rules	
1. Add STVNCRQ to Web Display Tables Validation form	STVV TAB
2. Build the Student Attribute Codes, including GTP attributes	STVATTS
3. Build Web Display Rules	SOAWDSP
4. Turn information blocks on/off	GTVSDAX



II. Viewing the Student Information Status Summary	
1. Accessing the page as a Student	
2. Accessing the page as an Advisor	
3. Viewing the Student Information Status Summary	

Implementing *the Self-Service Student Information Status Summary*

I. *Set Up Validation Codes and Rules*

Overview

The Web Display Tables Validation form (STVV TAB) enables validation forms for use on the Web Display List Customization form (SOAWDSP). SOAWDSP allows the institution to select which validation codes are available for display on the Student Information Status Summary page. On the Crosswalk Validation form (GTVSDAX), the Internal Group codes “ZTSKSISS” identifies rules for Student Self-Service and “ZTLKSISS” for Faculty and Advisor Self-Service.

1. Verify Web Display Tables Validation form (STVV TAB)

To enable the validation codes on the Non-Course Requirements Code Validation form (STVNCRQ) for display in the Georgia Requirements information block, the STVNCRQ validation table must exist on the Web Display Tables Validation form (STVV TAB). The STVATTS validation table must also exist on STVV TAB for Student Attribute Validation form (STVATTS)

Confirm that STVNCRQ and STVATTS records exist on STVV TAB. Do not check the System Required indicator. This will enable the validation table for use on SOAWDSP.

Table Name	System Required	Activity Date	User
GTVINSM	<input checked="" type="checkbox"/>	12-NOV-2004	SATURN
STVATTR	<input checked="" type="checkbox"/>	12-NOV-2004	SATURN
STVATTS	<input type="checkbox"/>	08-SEP-2008	SATURN
STVCAMP	<input checked="" type="checkbox"/>	12-NOV-2004	SATURN
STV COLL	<input checked="" type="checkbox"/>	12-NOV-2004	SATURN
STVDEPT	<input checked="" type="checkbox"/>	12-NOV-2004	SATURN
STVDIVS	<input checked="" type="checkbox"/>	12-NOV-2004	SATURN
STVLEVL	<input checked="" type="checkbox"/>	12-NOV-2004	SATURN
STVNCRQ	<input type="checkbox"/>	29-SEP-2008	JGRUBBS
STVPTRM	<input checked="" type="checkbox"/>	12-NOV-2004	SATURN
STVSCHD	<input checked="" type="checkbox"/>	12-NOV-2004	SATURN
STVSESS	<input checked="" type="checkbox"/>	12-NOV-2004	SATURN
STVTESC	<input checked="" type="checkbox"/>	13-NOV-2004	BANINST1
	<input type="checkbox"/>		
	<input type="checkbox"/>		

2. Build the Student Attribute Codes (STVATTS)

Attribute codes for Guaranteed Tuition Plan are established in the Student Attribute Validation form (STVATTS). The attribute codes are required in the validation form to allow for the entry into the Additional Student Information form (SGASADD) and for the Web Display List Customization form (SOAWDSP).



Code	Description	Activity Date
FA06	GTP - Fall 2006	01-OCT-2008
FA07	GTP - Fall 2007	01-OCT-2008
FA08	GTP - Fall 2008	01-OCT-2008
FA09	GTP - Fall 2009	01-OCT-2008
FA10	GTP - Fall 2010	01-OCT-2008
FT06	GTP - Fall 2006 (Transfer)	01-OCT-2008
FT07	GTP - Fall 2007 (Transfer)	01-OCT-2008
FT08	GTP - Fall 2008 (Transfer)	01-OCT-2008
FT09	GTP - Fall 2009 (Transfer)	01-OCT-2008
FT10	GTP - Fall 2010 (Transfer)	01-OCT-2008
NGTP	GTP - Not Participating	01-OCT-2008
PGTP	GTP - Part Time	01-OCT-2008
SF07	GTP - Spring 2007	01-OCT-2008
SF08	GTP - Spring 2008	01-OCT-2008
SF09	GTP - Spring 2009	01-OCT-2008
SF10	GTP - Spring 2010	01-OCT-2008
ST07	GTP - Spring 2007 (Transfer)	01-OCT-2008
ST08	GTP - Spring 2008 (Transfer)	01-OCT-2008
ST09	GTP - Spring 2009 (Transfer)	01-OCT-2008
ST10	GTP - Spring 2010 (Transfer)	01-OCT-2008
SU07	GTP - Summer 2007	01-OCT-2008
SU08	GTP - Summer 2008	01-OCT-2008
SU09	GTP - Summer 2009	01-OCT-2008

3. Build Web Display Rules (SOAWDSP)

The Web Display List Customization form (SOAWDSP) is used to define which validation codes will be displayed in Self-Service Banner.

Enter "STVNCRQ" in the Validation Table Name field in the KeyBlock and perform a NextBlock function. The left side of the form will contain all values in the Non-Course Requirements Code Validation form (STVNCRQ). Use the directional arrows in the center of the form to move any codes you want to display on the web page to the right side of the form. Only the codes on the right side of the form will be displayed in the Georgia Requirements block of the Student Information Status Summary page.

Validation Table Name: Non-Course Requirements Code

Find: Description:

Code	Description
351	Cindy's Requirement
COME	Compass - English
COMM	Compass - Math
COMR	Compass - Reading
CPC	CPC - English
CPCF	CPC - Foreign Language
CPCM	CPC - Math
CPCN	CPC - Natural Science
CPCS	CPC - Social Science
CPCY	CPC - Total Completions
CPEE	CPE - English Requirement
CPEM	CPE - Math Requirement
CPEY	CPE - Reading Requirement

Code	Description	Activity Date	User ID
COME	Compass - English	29-SEP-2008	JGRUBBS
COMM	Compass - Math	29-SEP-2008	JGRUBBS
COMR	Compass - Reading	29-SEP-2008	JGRUBBS
CPCY	CPC Total Completions	29-SEP-2008	JGRUBBS
LONG	Leg. - Constitution - Ga.	29-SEP-2008	JGRUBBS
LONU	Leg. - Constitution - U.S.	29-SEP-2008	JGRUBBS
LHSG	Leg. - History - Ga.	29-SEP-2008	JGRUBBS
LHSU	Leg. - History - U.S.	29-SEP-2008	JGRUBBS
LSUE	Learning Support - English	29-SEP-2008	JGRUBBS
LSUM	Learning Support - Math	29-SEP-2008	JGRUBBS
LSUR	Learning Support - Reading	29-SEP-2008	JGRUBBS
RTPR	Regents' Reading Requirement	29-SEP-2008	JGRUBBS
RTPW	Regents' Writing Requirement	29-SEP-2008	JGRUBBS

Additionally, the Student Attribute Code Validation (STVATTS) will require validation in the Web Display List Customization form (SOAWDSP). In the Validation Table Name enter STVATTS and perform a next block function. The attributes established on STVATTS will be displayed in the left side of the form. The attribute codes that will be displayed on the Student Information Status Summary page must reside in the right side of the form.

Validation Table Name: Student Attribute Validation

Find: Description:

Code	Description
0506	0506 Guaranteed Tuition Plan
0607	0607 Guaranteed Tuition Plan
AKM1	Amanda's Test
ATHL	Athlete
BETA	Beta Club
CERT	Certification
CLT	Cindy's code
DISC	Discharged Military
FA06	GTP - Fall 2006
FA07	GTP - Fall 2007
FA08	GTP - Fall 2008
FA09	GTP - Fall 2009
FA10	GTP - Fall 2010
FL2	Completed 2nd Level Language
FL4	Completed 4th Level Language
FT06	GTP - Fall 2006 (Transfer)
FT07	GTP - Fall 2007 (Transfer)

Code	Description	Activity Date	User ID
ATHL	Athlete	10-OCT-2008	CTAYLOR
CLT	Cindy's code	10-OCT-2008	CTAYLOR
FA09	GTP - Fall 2009	07-OCT-2008	AMARSHAL
FA10	GTP - Fall 2010	07-OCT-2008	AMARSHAL
FT06	GTP - Fall 2006 (Transfer)	07-OCT-2008	AMARSHAL
FT07	GTP - Fall 2007 (Transfer)	07-OCT-2008	AMARSHAL
FT08	GTP - Fall 2008 (Transfer)	07-OCT-2008	AMARSHAL
FT09	GTP - Fall 2009 (Transfer)	07-OCT-2008	AMARSHAL
FT10	GTP - Fall 2010 (Transfer)	07-OCT-2008	AMARSHAL
NGTP	GTP - Not Participating	07-OCT-2008	AMARSHAL
PGTP	GTP - Part Time	07-OCT-2008	AMARSHAL
SP08	GTP - Spring 2008	07-OCT-2008	AMARSHAL
SP09	GTP - Spring 2009	07-OCT-2008	AMARSHAL
SP10	GTP - Spring 2010	07-OCT-2008	AMARSHAL
ST07	GTP - Spring 2007 (Transfer)	07-OCT-2008	AMARSHAL
ST08	GTP - Spring 2008 (Transfer)	07-OCT-2008	AMARSHAL
ST09	GTP - Spring 2009 (Transfer)	07-OCT-2008	AMARSHAL

Web Display List Customization SOAWDSP 7.3

Validation Table Name: Student Attribute Validation

Find: Description:

Code	Description
0506	0506 Guaranteed Tuition Pla
0607	0607 Guaranteed Tutio Plai
AKM1	Amanda's Test
ATHL	Athlete
BETA	Beta Club
CLT	Cindy's code
FA06	GTP - Fall 2006
FA07	GTP - Fall 2007
FA08	GTP - Fall 2008
FA09	GTP - Fall 2009
FA10	GTP - Fall 2010
FL2	Completed 2nd Level Langu:
FL4	Completed 4th Level Langu:
FT06	GTP - Fall 2006 (Transfer)
FT07	GTP - Fall 2007 (Transfer)
FT08	GTP - Fall 2008 (Transfer)
FT09	GTP - Fall 2009 (Transfer)

Display on Web

Code	Description	Activity Date	User ID
FA09	GTP - Fall 2009	07-OCT-2008	AMARSHAL
FA10	GTP - Fall 2010	07-OCT-2008	AMARSHAL
FT06	GTP - Fall 2006 (Transfer)	07-OCT-2008	AMARSHAL
FT07	GTP - Fall 2007 (Transfer)	07-OCT-2008	AMARSHAL
FT08	GTP - Fall 2008 (Transfer)	07-OCT-2008	AMARSHAL
FT09	GTP - Fall 2009 (Transfer)	07-OCT-2008	AMARSHAL
FT10	GTP - Fall 2010 (Transfer)	07-OCT-2008	AMARSHAL
NGTP	GTP - Not Participating	07-OCT-2008	AMARSHAL
PGTP	GTP - Part Time	07-OCT-2008	AMARSHAL
SP08	GTP - Spring 2008	07-OCT-2008	AMARSHAL
SP09	GTP - Spring 2009	07-OCT-2008	AMARSHAL
SP10	GTP - Spring 2010	07-OCT-2008	AMARSHAL
ST07	GTP - Spring 2007 (Transfer)	07-OCT-2008	AMARSHAL
ST08	GTP - Spring 2008 (Transfer)	07-OCT-2008	AMARSHAL
ST09	GTP - Spring 2009 (Transfer)	07-OCT-2008	AMARSHAL
ST10	GTP - Spring 2010 (Transfer)	07-OCT-2008	AMARSHAL
SU07	GTP - Summer 2007	07-OCT-2008	AMARSHAL

4. Turn information blocks on/off (GTVSDAX)

The Crosswalk Validation form (GTVSDAX) is used to turn the Student Information Status Summary page information blocks on and off as needed for both Student Self-Service and Advisor Self-Service. This functionality allows the user to tailor the information displayed based on audience and institutional need.

The Student Information Status Summary page consists of eight information blocks.

- General Student Info
- Academic Standing and GPA
- Test Score
- Georgia Requirements
- Regents' GPA
- HOPE Eligibility Status
- Zell Miller Eligibility Status
- Transfer Credit
- Student Attributes

On GTVSDAX, the Group Code "ZTSKSISS" identifies rules for Student Self-Service and "ZTLKSISS" for Faculty and Advisor Self-Service.

The Internal Code Sequence Number denotes the order in which the blocks display on the self-service page. External Code "Y" turns the block on while "N" turns it off.

The screenshot displays the 'Crosswalk Validation - GTVSDAX 6.0' window. It features a section titled 'Internal' with four rows of configuration data. Each row includes a Code, Description, Reporting Date, Sequence, Group, External Code, Translation Code, and Activity Date. The first row is highlighted in green.

Code	Description	Reporting Date	Sequence	Group	External Code	Translation Code	Activity Date
STLINFOSUM	General Student Info	09-SEP-2008	1	ZTLKSISS	Y	Y	09-SEP-2008
STLINFOSUM	Academic Standing/GPA	09-SEP-2008	2	ZTLKSISS	Y	Y	09-SEP-2008
STLINFOSUM	Test Scores	09-SEP-2008	3	ZTLKSISS	Y	Y	09-SEP-2008
STLINFOSUM	Georgia Requirements	09-SEP-2008	4	ZTLKSISS	Y	Y	09-SEP-2008

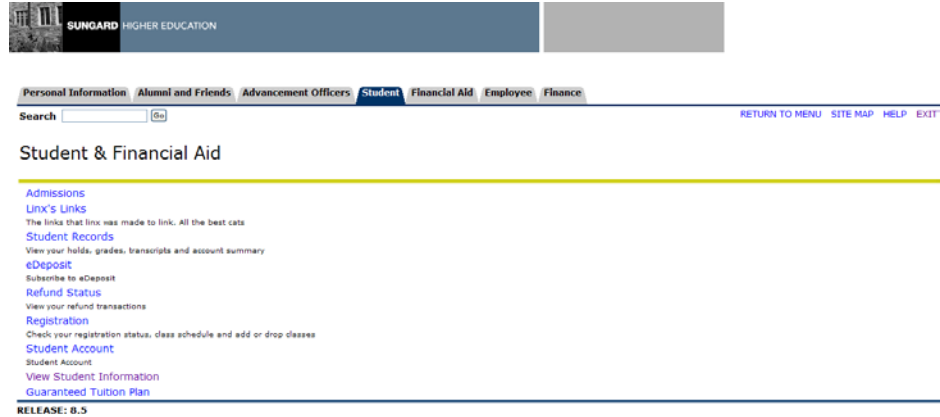
II. Viewing the Student Information Status Summary

Overview

The Student Information Status Summary page can be viewed within the secure area of both Student Self-Service and Advisor Self-Service.

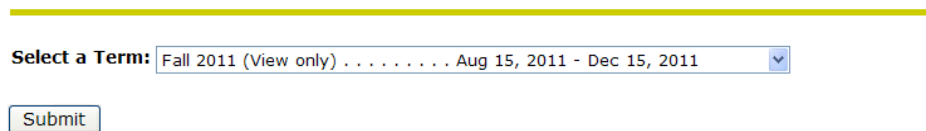
1. Accessing the page as a Student

Log into Banner as a Student and access the Student and Financial Aid area. Select “View Student Information”.



Select the current registration term. This will ensure that the appropriate term-based student data is retrieved.

Registration Term



Select the transcript level and type. This will be used to retrieve the course level, academic standing, and GPA information.

Academic Transcript Options



[[View Holds](#) | [Request Printed Transcript](#) | [Transcript Request Status](#)]

RELEASE: 8.9.4

2. Accessing the page as an Advisor

Log into Banner as an Advisor and access the Faculty and Advisors Menu. Only staff with the Advisor indicator checked on the Faculty/Advisor Information form (SIAINST) will be able to access the Advisor menu.

Faculty Services

[Term Selection](#)

[CRN Selection](#)

[Add or Drop Classes](#)

[Summary Class List](#)

[Mid Term Grades](#)

[Final Grades](#)

[Faculty Detail Schedule](#)

[Week at a Glance](#)

[Electronic Gradebook by Component](#)

[Student Information Menu](#)

Display student information; View a student's schedule; View a student's TranGuide.

[Advisor Menu](#)

Change a student's Advisor; Change a student's Major; Apply/Release Advisor Holds.

[Office Hours](#)

[Syllabus](#)

Syllabus info

[Attendance Verification](#)

[Student Detail Schedule](#)

[Faculty Grade Summary](#)

[Advisee Grade Summary](#)

[View/Release Holds](#)

Release holds from students/advisees assigned to you.

[Role Selection](#)

Choose Faculty or Advisor role. Only affects View/Release Holds.

[Search Selection](#)

Search for one student or all. Only affects View/Release Holds.

RELEASE: 8.5

Select "Student Information Menu" and then select "View Student Information".

Student Information

- [Term Selection](#)
- [ID Selection](#)
- [Advisor Hold Apply/Release - GC&SU](#)
- [GC&SU View Student Holds](#)
- [Add or Drop Classes](#)
- [Registration Overrides](#)
- [Academic Transcript](#)
- [Electronic Gradebook for a Student](#)
- [GC&SU Printable Schedule](#)
- [GC&SU TranGuide](#)
- [View Student Information](#)
- [View Student Address and Phones](#)
- [View Student E-mail Address](#)
- [View Student Schedule](#)
- [Get Student PIN for Registration](#)
- [Display Student Experiential Transcript](#)
- [Display Advisees](#)
- [Display Test Score](#)
- [Registration History](#)

RELEASE: 8.5

Select the current registration term. This will ensure that the appropriate term-based student data is retrieved.

Select Term

Select a Term:

RELEASE: 8.4

Enter an ID or search for a student. Verify that the correct student is returned.

Student and Advisee ID Selection

You may enter:

1. The ID of the Student or Advisee you want to process, or
2. Partial names, a student search type, or a combination of both. Then select Submit.

Student or Advisee ID:

OR

Student and Advisee Query

Last Name:

First Name:

Search Type: **Students**
 Advisees
 Both
 All

RELEASE: 8.4

Student Verification

Please select Submit if the person you chose is correct. If this is incorrect, choose the ID Selection link to try again.

One Student is the name of the student or advisee that you selected.

RELEASE: 8.4

[\[ID Selection \]](#)

Select the transcript level and type. This will be used to retrieve the course level, academic standing, and GPA information.

Academic Transcript Options

Select the transcript level and transcript type.

Transcript Level: Undergraduate Semester System

Transcript Type: Industrial Magic Co-Conspiratr

Submit

[[View Holds](#) | [Request Printed Transcript](#) | [Transcript Request Status](#)]

RELEASE: 8.9.5

3. Viewing the Student Information Summary

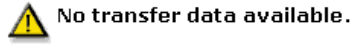
The standard Self-Service Banner static display information will be displayed in the upper right corner of the page.

Student Information		147147147 Ony R. Special Fall 2009 Nov 02, 2009 02:06pm
<i>Student Information effective from Fall 2005 to The End of Time</i>		
Registered for Term:	Yes	
First Term Attended:	Winter 1997	
Last Term Attended:	Summer 2009	
Status:	Active	
Matric Term:	Fall 2005	
Site:	Midwayville Campus	
Residence:	In State Resident	
Citizenship:	U.S. Citizen	
Student Type:	Continuing	
Class:	Senior	
Primary Advisor:	Amanda Jensen	
Primary Advisor Type:	Academic Advisor	
Expected Graduation Date:	Aug 09, 2012	
Expected Graduation Term:	Summer 2012	
Expected Graduation Year:	Academic Year 2012-2013	
<i>Curriculum Information</i>		
Current Program		
Bachelor of Arts		
Level:	Undergraduate Semester System	
Program:	BA in Liberal Studies	
Admits Term:	Fall 2005	
Catalog Term:	Fall 2005	
College:	School of Liberal Arts & Sci	
Major and Department:	Liberal Studies, Dean of Arts and Sciences	

The Student Information Status Summary page consists of seven information blocks.

- General Student Info
- Academic Standing and GPA
- Test Score
- Georgia Requirements
- Regents' GPA
- HOPE Eligibility Status
- Zell Miller Eligibility Status
- Transfer Credit
- Student Attributes

NOTE: If all display blocks are enabled but the student's record does not contain information to be displayed in a particular block, a message similar to the one below will be displayed.



General Student Info block

The General Student Info block contains the same information as the baseline bwskgstu.P_StuInfo page. An e-mail link has been added next to the Primary Advisor information.

Student Information	147147147 Ouy R. Syreid Fall 2009 Nov 02, 2009 02:09pm
<i>Student Information effective from Fall 2005 to The End of Time</i>	
Registered for Term:	Yes
First Term Attended:	Winter 1997
Last Term Attended:	Summer 2009
Status:	Active
Matric Term:	Fall 2005
Site:	Milledgeville Campus
Residence:	In State Resident
Citizenship:	U.S. Citizen
Student Type:	Continuing
Class:	Seniors
Primary Advisor:	Amanda Jensen
Primary Advisor Type:	Academic Advisor
Expected Graduation Date:	Aug 09, 2012
Expected Graduation Term:	Summer 2012
Expected Graduation Year:	Academic Year 2012-2013
Curriculum Information	
Current Program	
Bachelor of Arts	
Level:	Undergraduate Semester System
Program:	BA in Liberal Studies
Admit Term:	Fall 2005
Catalog Term:	Fall 2005
College:	School of Liberal Arts & Sci
Major and Department:	Liberal Studies, Dept of Arts and Sciences

Academic Standing and GPA block

The Academic Standing and GPA block contains the students current academic standing based on the term and level selected when accessing this page. The transcript totals information is selected and formatted in the same manner as the unofficial academic transcript display (bwskotrn.P_ViewTran).

Academic Standing and GPA	
Academic Standing:	Good Academic Standing

Test Score block

The Test Score block contains the same information as the baseline test score (bwlktest.P_FacDispTest) page as well as utilizing the SOAWDSP rules for STVTESC.

Test Scores		
Test Description	Test Score	Date Taken
SAT Verbal	800	Apr 03, 2006
CPE - English Test	82	Oct 12, 2005
CPE - Math Test	60	Oct 12, 2005
COMPASS Writing	95	Oct 12, 2005
COMPASS Reading	95	Oct 13, 2005

Georgia Requirements block

The Georgia Requirements block displays information from the Georgia Requirements form (ZOAGARP) based on the display rules established on SOAWDSP for STVNCRQ.

Georgia Requirements		
Requirement	Status	Date
COME (Compass - English)	Satisfied-Regents/Legislative	28-OCT-05
COMM (Compass - Math)	Satisfied-Regents/Legislative	28-OCT-05
COMR (Compass - Reading)	Satisfied-Regents/Legislative	28-OCT-05
CPCT (CPC Total Completions)	Required	20-JAN-09
LCNG (Leg. - Constitution - Ga.)	Required	11-OCT-05
LCNU (Leg. - Constitution - U.S.)	Required	11-OCT-05
LHSG (Leg. - History - Ga.)	Required	11-OCT-05
LHSU (Leg. - History - U.S.)	Required	11-OCT-05
RTPR (Regents' Reading Requirement)	Required	11-OCT-05
RTPW (Regents' Writing Requirement)	Required	11-OCT-05
LSUE (Learning Support - English)	Required	12-OCT-05
LSUM (Learning Support - Math)	Required	12-OCT-05
LSUR (Learning Support - Reading)	Required	12-OCT-05

Regents' GPA block

The Regents' GPA block contains the student's Regents' GPA and associated hours and quality points.

Regents GPA	
Level:	Undergraduate Semester System
Attempted Hours:	84.00
Earned Hours:	74.66
GPA Hours:	73.33
Quality Points:	226.00
Regents GPA:	3.08

HOPE Eligibility Status block

The HOPE Eligibility block contains the student's current HOPE status as well as GPA.

HOPE Eligibility Status	
HOPE Status:	Currently Eligible
HOPE Attempted Hours:	39.00
HOPE GPA:	3.07
As of this date:	11/17/2011

ZELL Eligibility Status block

The ZELL Eligibility block contains the student's current Zell Miller status as well as GPA.

ZELL Eligibility Status	
ZELL Status:	Currently Eligible
ZELL Attempted Hours:	39.00
ZELL GPA:	3.30
As of this date:	11/23/2011

Transfer Credit block

The Transfer Credit block contains the student’s transfer articulation information. The transfer information is selected and formatted in the same manner as the unofficial academic transcript display (bwskotrn.P_ViewTran).

TRANSFER CREDIT ACCEPTED BY INSTITUTION						
SUMMER 1993:		University of Georgia				
Subject	Course	Title	Grade	Credit Hours	Quality Points	R...
ELEC	102	Learning to Learn	B	3.000	9.00	
ELEC	103	Strat for Acad Succ	C	2.000	4.00	
MAT	101	College Algebra	B	5.000	15.00	
WEL	114	Modern Dance	S	1.000	0.00	

Student Attributes block

The Student Attributes block contains the student’s attribute information for the term effective and any subsequent terms the attribute is effective. Expired attributes will also display on the web page. Attributes must be assigned to the student record in SGASADD to display in this block.

Student Attributes	
Attribute Code:	FA06
Description:	GTP - Fall 2006
Effective Term:	199701
End Term:	200502
Attribute Code:	ATHL
Description:	Athlete
Effective Term:	200508
End Term:	200808

Appendix A: Document History

This section details the history of the document and updates made for each modification.

Release and Date	Form/Process	Page	Update Description
Georgia Enhancements 7.13.1, June 30, 2006	NA	NA	Original
Georgia Enhancements 7.17, December 19, 2008	STVV TAB, STVATTS, SOAWDSP, GTVSDAX	Multiple	Addition of Student Attributes information block and associated setup.
Georgia Enhancements 7.20, June 2009	ztsksiss.P_StuInfo	11-12	Addition of primary advisor e-mail information.
Georgia Enhancements 8.0, March 31, 2010	NA	All B-1	Updated screenshots for 8.0 Addition of Process Flow Diagram
Georgia Enhancements 8.3, June 30, 2010	NA	All	Updated screenshots for 8.3 Enhancement to display the accurate HOPE Eligibility status when a User manually updates the status on the HOPE Eligibility Form (ZHAHOPE)
Georgia Enhancements 8.7, March 31, 2011	NA	NA	Updated screenshots for 8.7 Enhancement to display the accurate HOPE Eligibility status when a term record does not exist in the Accumulation block of the HOPE Eligibility Form (ZHAHOPE).
Georgia Enhancements 8.9.4, December 16, 2011	ztsksiss.P_StuInfo	Multiple	Updated screenshots for 8.9.4. Enhancement to display Zell Miller Eligibility Status for Students
Georgia Enhancements 8.9.5, March 9, 2012	Ztlksiss.P_FacStuInfo	13	Upgraded screenshot for 8.9.5 Enhancement to display Zell Miller Eligibility Status for Advisors

Appendix B: Process Flow

Self-Service Student Information Status Summary

