Net Price Calculator

Presented by Chris Ferland & John Young
ITS

Session Etiquette

Please turn off or set all cell phones/pagers to vibrate.



If you must leave this session early, please sit at the back of the room and do so quietly.

Please avoid side conversations during this session.

Topics for Discussion

- Background
- Business Process
- Downloading the Net Price Calculator

Background

- In accordance with the Higher Education Opportunity Act of 2008 (HEOA), by October 29, 2011, each postsecondary institution in the United States that participates in Title IV student aid programs must post a net price calculator on its Web site that uses institutional data to provide estimated net price information to current and prospective students and their families based on a student's individual circumstances.
- Note: The Net Price Calculator must be updated once per year.

Background

- To assist institutions in meeting this obligation, the National Center for Education Statistics, in cooperation with the Office of Postsecondary Education and IT Innovative Solutions Corp., has designed and developed a fully functional net price calculator available to all Title IV postsecondary institutions for use on their institutional Web sites.

- Template location: http://npc.inovas.net/institution/

Business Process

- Campuses can request a "Net Price Calculator Spreadsheet": a summary of some your IPEDS data.
- Request is made my submitting a ticket to the ITS helpdesk (helpdesk@usg.edu), for the USG123 "Academic Data Mart" team.

- Must request AFTER.....
- The FISAP process (RORFSxx) has been ran.
- The FARS Data Extraction process (ZORFARS) has been ran.

Net Price Calculator Spreadsheet

	A	B	C	D	E	F	G
1	**Table 2: Grants & Scholarships for Full-Time, First-Time Undergraduate Students**						
2	**Award Year = 0809**						
3	**Institution = University**						
4							
5		*In-State*			*Out-of-State*		
6							
7			Off-campus	Off-campus		Off-campus	Off-campus
8	EFC Range	On-campus	not with family	with family	On-campus	not with family	with family
9							
10	$0	5,868	5,868	5,868			
11	$1-1000	10,999	10,724	10,899	5,081		
12	$1,001-2,500	9,899	9,576	9,626	4,031	2,116	2,116
13	$2,501-5,000	7,474	5,868	5,868	2,731		
14	$5,001-7,500	5,868	5,868	5,868			
15	$7,501-10,000	5,868	5,868	5,868	8,268		
16	$10,001-12,500	5,868	5,673	5,868	1,000		
17	$12,501-15,000	5,868	5,868	5,868	1,000		
18	$15,001-20,000	5,868	5,868	5,868			
19	$20,001-30,000	5,868	5,868	5,868	1,125		
20	$30,001-40,000	5,868	7,779	6,270	3,000		
21	>$40,000	5,868	5,868	5,868	1,000		
22	Non-FAFSA filers/unknown EFC	11,349	9,901	10,599	5,669	5,481	5,981
23							
24							
25	Note: Values shown are median award amounts in whole dollars						

Business Process

- Once you receive your "NPC Spreadsheet", access the online template via the following URL: http://npc.inovas.net/institutions/

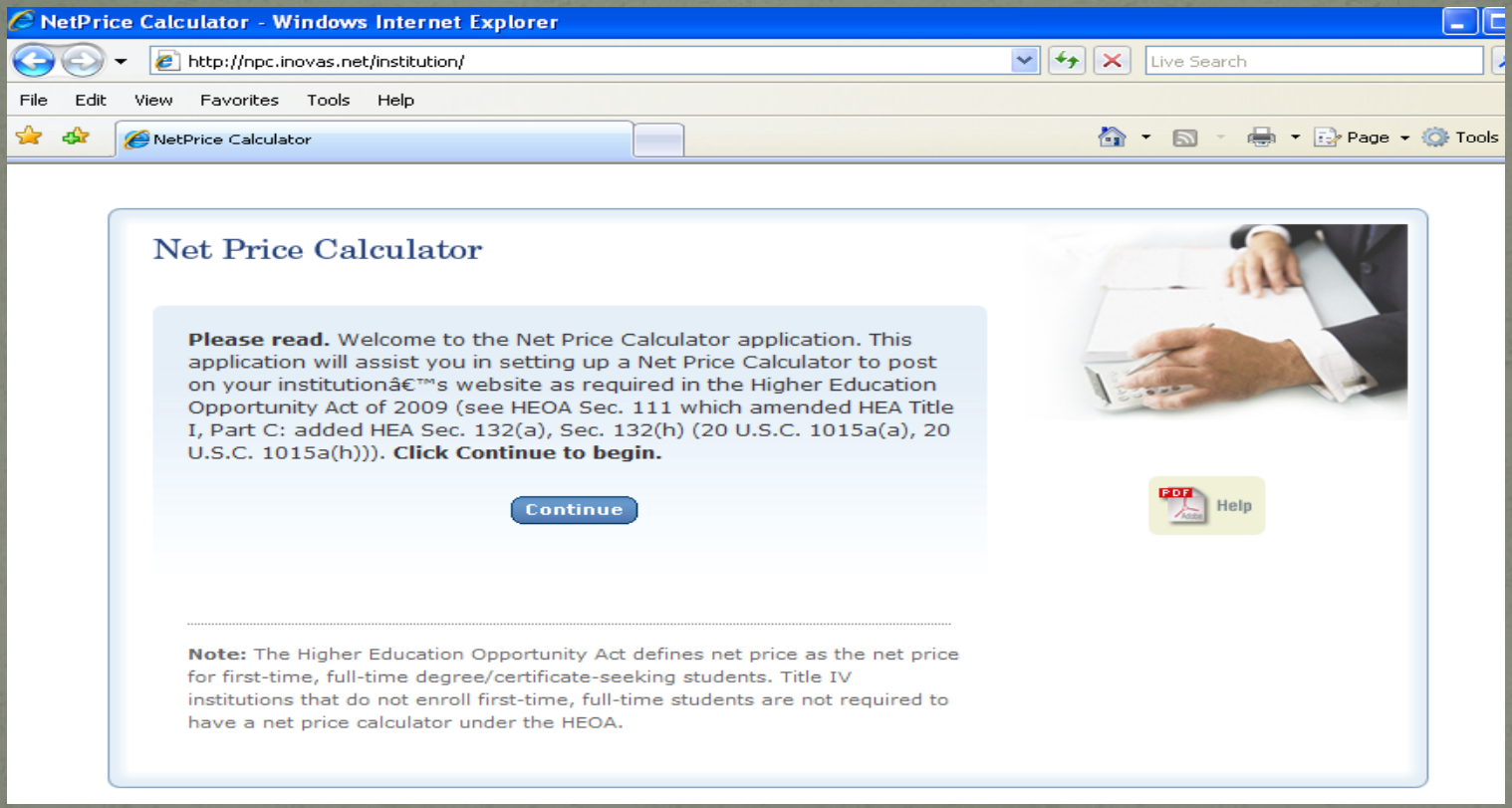

Business Process

- Next, you will be asked a series of questions, specific to your institution.

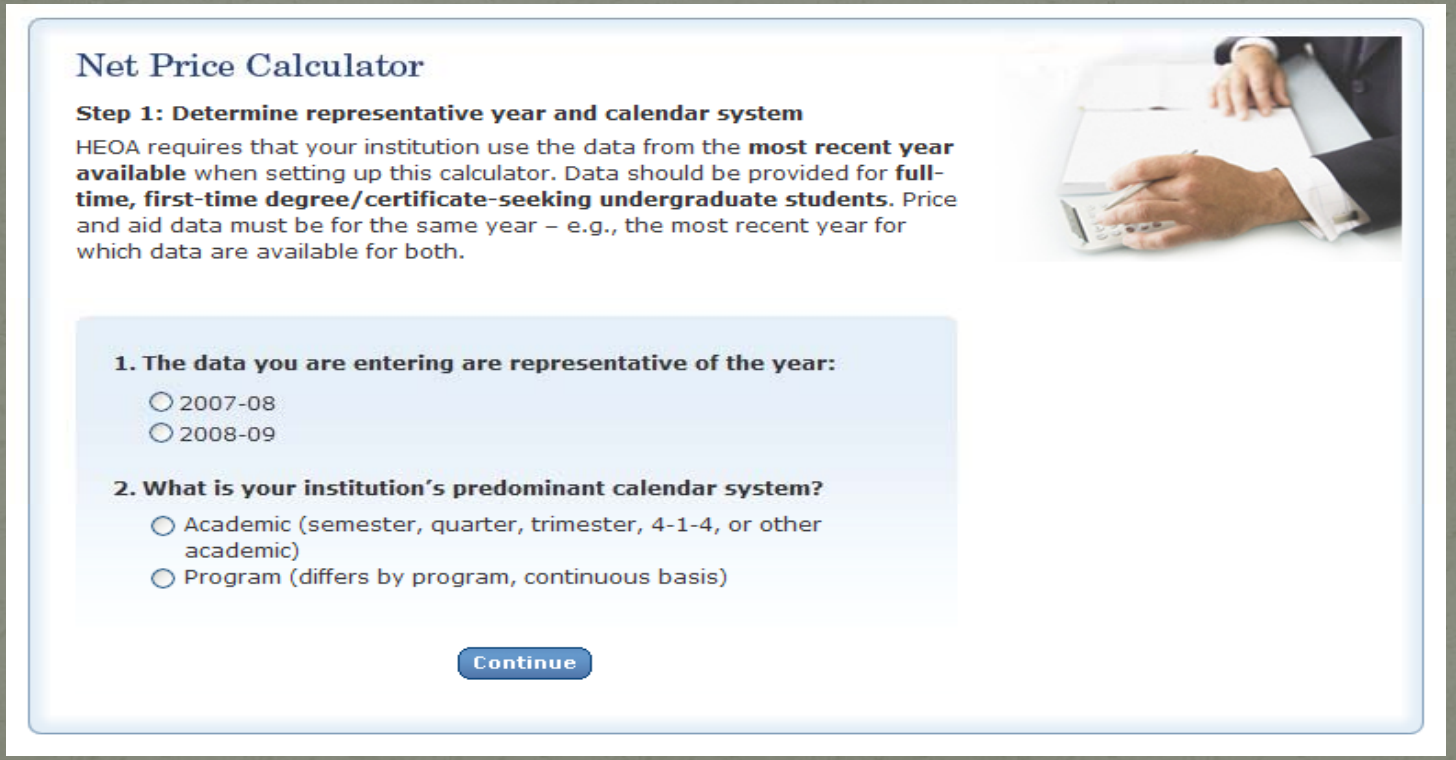

Business Process

- At "Step 3", the Budget Component Rules Form (RBRCOMP), in Banner, can be used to complete the following table:

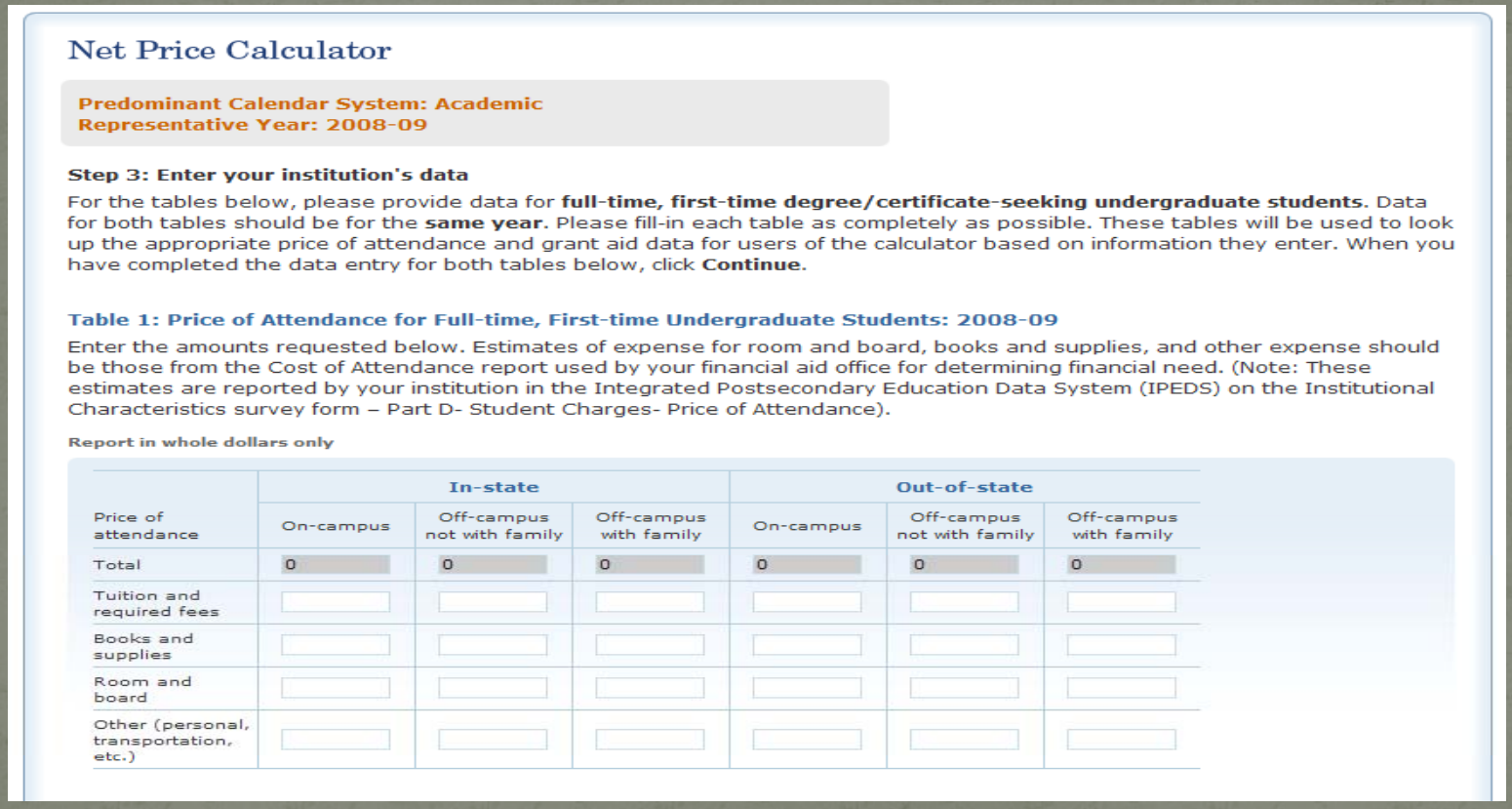

Net Price Calculator

Predominant Calendar System: Academic
Representative Year: 2008-09

Step 3: Enter your institution's data

For the tables below, please provide data for **full-time, first-time degree/certificate-seeking undergraduate students**. Data for both tables should be for the **same year**. Please fill-in each table as completely as possible. These tables will be used to look up the appropriate price of attendance and grant aid data for users of the calculator based on information they enter. When you have completed the data entry for both tables below, click **Continue**.

Table 1: Price of Attendance for Full-time, First-time Undergraduate Students: 2008-09

Enter the amounts requested below. Estimates of expense for room and board, books and supplies, and other expense should be those from the Cost of Attendance report used by your financial aid office for determining financial need. (Note: These estimates are reported by your institution in the Integrated Postsecondary Education Data System (IPEDS) on the Institutional Characteristics survey form – Part D- Student Charges- Price of Attendance).

Report in whole dollars only

	In-state			Out-of-state		
Price of attendance	On-campus	Off-campus not with family	Off-campus with family	On-campus	Off-campus not with family	Off-campus with family
Total	0	0	0	0	0	0
Tuition and required fees						
Books and supplies						
Room and board						
Other (personal, transportation, etc.)						

Business Process

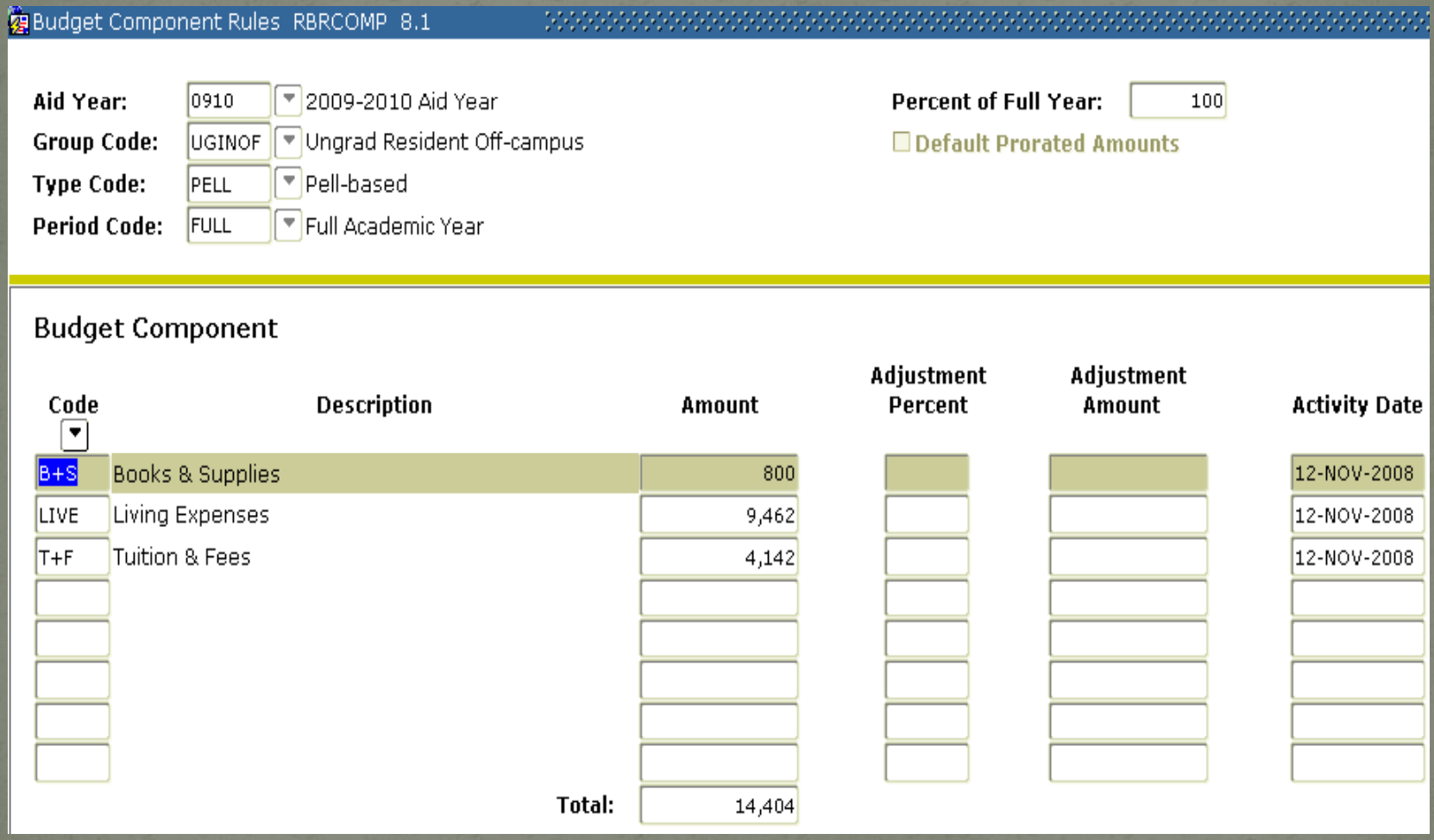

Business Process

- For "Table 2", use the "Net Price Calculator Spreadsheet" to enter your data.

Table 2: Grants and Scholarships for Full-time, First-time Undergraduate Students: 2008-09

Enter the amounts requested below. Data should represent the **median** amount of both need and non-need grant and scholarship aid **from Federal, State, or Local Governments, or the Institution (exclude private source grant or scholarship aid)** awarded to, and accepted by, all **first-time, full-time degree/certificate-seeking students** with the indicated living and residency category for each Expected Family Contribution (EFC) range. If you have fewer than three (3) observations for a cell, leave the cell blank. The system will calculate and insert the average of the surrounding cells. In the bottom row of the table, report the median amount of grant or scholarships aid for students for whom you do not know an EFC (i.e., they did not file a FAFSA or apply for need-based financial aid).

Report in whole dollars only

	In-state			Out-of-state		
EFC Range	On-campus	Off-campus not with family	Off-campus with family	On-campus	Off-campus not with family	Off-campus with family
$0						
$1-1,000						
$1,001-2,500						
$2,501-5,000						
$5,001-$7,500						
$7,501-$10,000						
$10,001-$12,500						
$12,501-$15,000						
$15,001-$20,000						
$20,001-$30,000						
$30,001-$40,000						
>$40,000						
Non-FAFSA filers/unknown EFC						

Previous Continue

Business Process

- Complete the remainder of the template and review the information you provided.

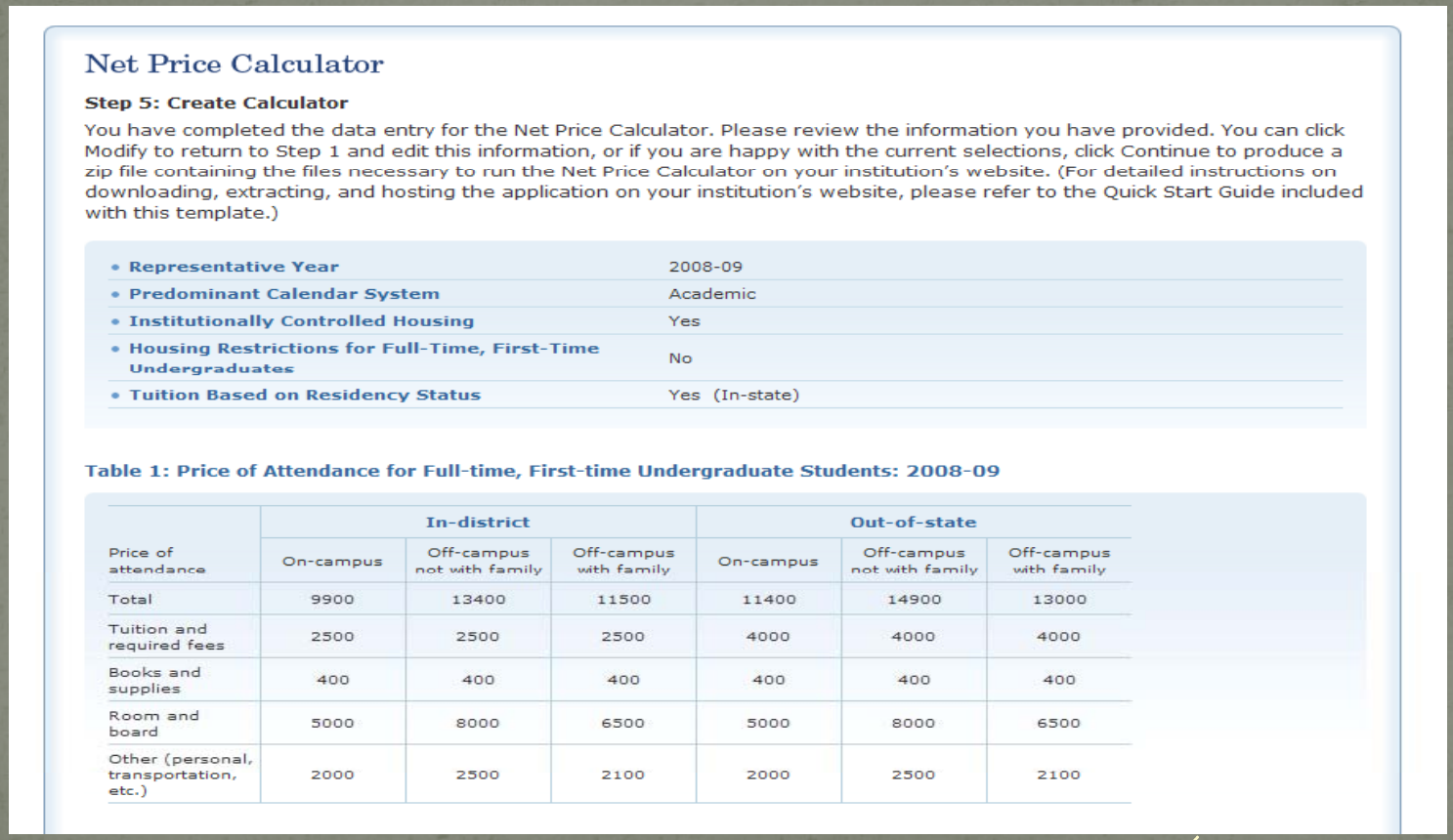

Net Price Calculator

Step 5: Create Calculator

You have completed the data entry for the Net Price Calculator. Please review the information you have provided. You can click Modify to return to Step 1 and edit this information, or if you are happy with the current selections, click Continue to produce a zip file containing the files necessary to run the Net Price Calculator on your institution's website. (For detailed instructions on downloading, extracting, and hosting the application on your institution's website, please refer to the Quick Start Guide included with this template.)

Representative Year	2008-09
Predominant Calendar System	Academic
Institutionally Controlled Housing	Yes
Housing Restrictions for Full-Time, First-Time Undergraduates	No
Tuition Based on Residency Status	Yes (In-state)

Table 1: Price of Attendance for Full-time, First-time Undergraduate Students: 2008-09

Price of attendance	In-district			Out-of-state		
	On-campus	Off-campus not with family	Off-campus with family	On-campus	Off-campus not with family	Off-campus with family
Total	9900	13400	11500	11400	14900	13000
Tuition and required fees	2500	2500	2500	4000	4000	4000
Books and supplies	400	400	400	400	400	400
Room and board	5000	8000	6500	5000	8000	6500
Other (personal, transportation, etc.)	2000	2500	2100	2000	2500	2100

Downloading the Net Price Calculator

- The Net Price Calculator online template will produce the popup below, allowing a .zip file to be downloaded. Administrators and staff responsible for maintaining your institution's Financial Aid web site can use the "npcalc.html" doc, included in the .zip file (NetPriceCalculator.zip) to incorporate into your web site.

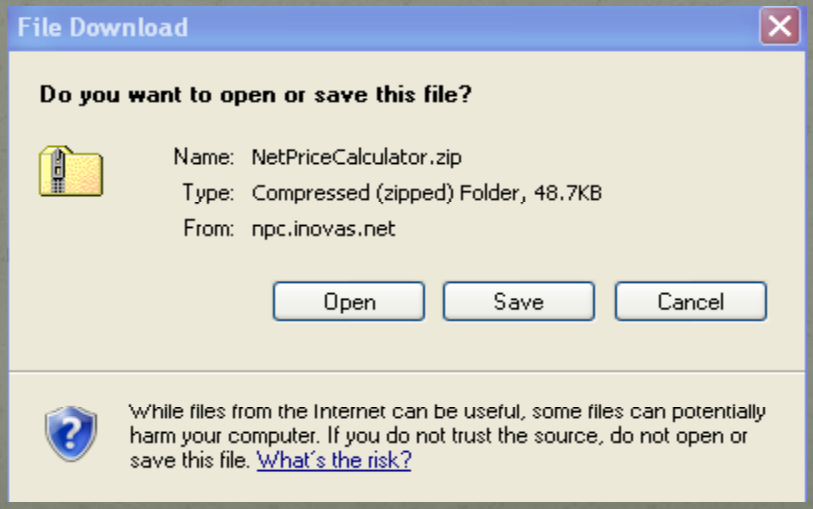

GeorgiaBEST Learning Library

- Share valuable presentation resources with your peers related to the GeorgiaBEST suite of products through the GeorgiaBEST Community on edu1world.
- To add a presentation to the Learning Library:
  - Log in to the GeorgiaBest edu1world Community.
  - In the top navigation bar, click Documents.
  - Under Folders, click GeorgiaBEST Learning Library.
  - Click Add File to add a new presentation.
- If you have not yet signed up for edu1world, you can send any presentations you want to submit to the Learning Library to nicole.pittard@usg.edu. To sign up for edu1world, go to

http://www.surveys.usg.edu/se.ashx?s=06C2C3B975686B07 and request an invitation.

Additional ITS Resources and Support

- To create a new or update an existing production down, business interrupting (emergency) support request, call the ITS Helpdesk immediately
  - 706-583-2001
  - 1-888-875-3697 (toll free in Georgia)
- For anything else, contact the ITS Helpdesk at
  - http://www.usg.edu/customer_services(self-service support request) or
  - E-mail helpdesk@usg.edu

Note: Self-Service requires login using a user ID and access code. Contact the ITS Helpdesk at helpdesk@usg.edu to obtain self-service login credentials.

Questions