

Campus	Category	Count	Category %	Active Campus %
Self Service Utilization				
Albany State University	Full Time Employees	529	77%	44%
Albany State University	Full Time SS Users	407		
Albany State University	Part Time Employees	32	22%	
Albany State University	Part Time SS Users	7		
Albany State University	Students	507	12%	
Albany State University	Student SS Users	61		
Albany State University	Retirees	178	6%	
Albany State University	Retiree SS Users	11		
Albany State University	Inactive Employees	4011	3%	
Albany State University	Inactive SS Users	137		
Self Service Transactions vs Manual				
Albany State University	ADDRESS CHANGE MANUAL	8		
Albany State University	ADDRESS CHANGE SS	4	33%	
Albany State University	DIRECT DEPOSIT MANUAL	9		
Albany State University	DIRECT DEPOSIT SS	6	40%	
Albany State University	GENERAL DEDUCTION MANUAL	101		
Albany State University	GENERAL DEDUCTION SS	0	0%	
Albany State University	MARITAL STATUS CHANGE MANUAL	0		
Albany State University	MARITAL STATUS CHANGE SS	0		
Albany State University	NAME CHANGE MANUAL	0		
Albany State University	NAME CHANGE SS	0		
Albany State University	W2 REQUESTS	2		
Albany State University	W4 MANUAL	9		
Albany State University	W4 SS	5	36%	
Checks vs. Advices				
Albany State University	Full Time Employees Paid:	823		
Albany State University	Full Time Employees Receiving Checks:	230		
Albany State University	Full Time Employees On Direct Deposit:	72%		
Albany State University	Part Time Employees Paid:	131		
Albany State University	Part Time Employees Receiving Checks:	97		
Albany State University	Part Time Employees On Direct Deposit:	26%		
Albany State University	Students Paid:	186		
Albany State University	Students Receiving Checks:	144		
Albany State University	Students On Direct Deposit:	23%		
Albany State University	Total Employees Paid:	1140		
Albany State University	Total Employees Receiving Checks:	471		
Albany State University	Total On Direct Deposit:	59%		

Campus	Category	Count	Category %	Active Campus %
Self Service Utilization				
Armstrong Atlantic State Univ	Full Time Employees	622	45%	18%
Armstrong Atlantic State Univ	Full Time SS Users	282		
Armstrong Atlantic State Univ	Part Time Employees	580	1%	
Armstrong Atlantic State Univ	Part Time SS Users	8		
Armstrong Atlantic State Univ	Students	456	1%	
Armstrong Atlantic State Univ	Student SS Users	3		
Armstrong Atlantic State Univ	Retirees	169	3%	
Armstrong Atlantic State Univ	Retiree SS Users	5		
Armstrong Atlantic State Univ	Inactive Employees	3138	0%	
Armstrong Atlantic State Univ	Inactive SS Users	11		

Self Service Transactios vs Manual

Armstrong Atlantic State Univ	ADDRESS CHANGE MANUAL	9		
Armstrong Atlantic State Univ	ADDRESS CHANGE SS	0	0%	
Armstrong Atlantic State Univ	DIRECT DEPOSIT MANUAL	19		
Armstrong Atlantic State Univ	DIRECT DEPOSIT SS	0	0%	
Armstrong Atlantic State Univ	GENERAL DEDUCTION MANUAL	194		
Armstrong Atlantic State Univ	GENERAL DEDUCTION SS	0	0%	
Armstrong Atlantic State Univ	MARITAL STATUS CHANGE MANUAL	0		
Armstrong Atlantic State Univ	MARITAL STATUS CHANGE SS	0		
Armstrong Atlantic State Univ	NAME CHANGE MANUAL	1		
Armstrong Atlantic State Univ	NAME CHANGE SS	0	0%	
Armstrong Atlantic State Univ	W2 REQUESTS	0		
Armstrong Atlantic State Univ	W4 MANUAL	7		
Armstrong Atlantic State Univ	W4 SS	4	36%	

Checks vs. Advices

Armstrong Atlantic State Univ	Full Time Employees Paid:	802		
Armstrong Atlantic State Univ	Full Time Employees Receiving Checks:	95		
Armstrong Atlantic State Univ	Full Time Employees On Direct Deposit:	88%		
Armstrong Atlantic State Univ	Part Time Employees Paid:	424		
Armstrong Atlantic State Univ	Part Time Employees Receiving Checks:	302		
Armstrong Atlantic State Univ	Part Time Employees On Direct Deposit:	29%		
Armstrong Atlantic State Univ	Students Paid:	339		
Armstrong Atlantic State Univ	Students Receiving Checks:	224		
Armstrong Atlantic State Univ	Students On Direct Deposit:	34%		
Armstrong Atlantic State Univ	Total Employees Paid:	1565		
Armstrong Atlantic State Univ	Total Employees Receiving Checks:	621		
Armstrong Atlantic State Univ	Total On Direct Deposit:	60%		

Campus	Category	Count	Category %	Active Campus %
Self Service Utilization				
Augusta State University	Full Time Employees	623	87%	48%
Augusta State University	Full Time SS Users	542		
Augusta State University	Part Time Employees	706	14%	
Augusta State University	Part Time SS Users	96		
Augusta State University	Students	355	50%	
Augusta State University	Student SS Users	177		
Augusta State University	Retirees	174	5%	
Augusta State University	Retiree SS Users	8		
Augusta State University	Inactive Employees	2602	3%	
Augusta State University	Inactive SS Users	80		

Self Service Transactions vs Manual

Augusta State University	ADDRESS CHANGE MANUAL	14		
Augusta State University	ADDRESS CHANGE SS	12	46%	
Augusta State University	DIRECT DEPOSIT MANUAL	19		
Augusta State University	DIRECT DEPOSIT SS	6	24%	
Augusta State University	GENERAL DEDUCTION MANUAL	298		
Augusta State University	GENERAL DEDUCTION SS	4	1%	
Augusta State University	MARITAL STATUS CHANGE MANUAL	0		
Augusta State University	MARITAL STATUS CHANGE SS	0		
Augusta State University	NAME CHANGE MANUAL	0		
Augusta State University	NAME CHANGE SS	0		
Augusta State University	W2 REQUESTS	1		
Augusta State University	W4 MANUAL	1526		
Augusta State University	W4 SS	1	0%	

Checks vs. Advices

Augusta State University	Full Time Employees Paid:	846		
Augusta State University	Full Time Employees Receiving Checks:	7		
Augusta State University	Full Time Employees On Direct Deposit:	99%		
Augusta State University	Part Time Employees Paid:	281		
Augusta State University	Part Time Employees Receiving Checks:	4		
Augusta State University	Part Time Employees On Direct Deposit:	99%		
Augusta State University	Students Paid:	254		
Augusta State University	Students Receiving Checks:	2		
Augusta State University	Students On Direct Deposit:	99%		
Augusta State University	Total Employees Paid:	1381		
Augusta State University	Total Employees Receiving Checks:	13		
Augusta State University	Total On Direct Deposit:	99%		

Campus	Category	Count	Category %	Active Campus %
Self Service Utilization				
Clayton State University	Full Time Employees	503	80%	37%
Clayton State University	Full Time SS Users	404		
Clayton State University	Part Time Employees	765	13%	
Clayton State University	Part Time SS Users	100		
Clayton State University	Students	266	21%	
Clayton State University	Student SS Users	57		
Clayton State University	Retirees	146	5%	
Clayton State University	Retiree SS Users	7		
Clayton State University	Inactive Employees	3282	1%	
Clayton State University	Inactive SS Users	49		

Self Service Transactions vs Manual

Clayton State University	ADDRESS CHANGE MANUAL	16		
Clayton State University	ADDRESS CHANGE SS	12	43%	
Clayton State University	DIRECT DEPOSIT MANUAL	16		
Clayton State University	DIRECT DEPOSIT SS	9	36%	
Clayton State University	GENERAL DEDUCTION MANUAL	237		
Clayton State University	GENERAL DEDUCTION SS	0	0%	
Clayton State University	MARITAL STATUS CHANGE MANUAL	0		
Clayton State University	MARITAL STATUS CHANGE SS	0		
Clayton State University	NAME CHANGE MANUAL	2		
Clayton State University	NAME CHANGE SS	0	0%	
Clayton State University	W2 REQUESTS	3		
Clayton State University	W4 MANUAL	5		
Clayton State University	W4 SS	11	69%	

Checks vs. Advices

Clayton State University	Full Time Employees Paid:	609		
Clayton State University	Full Time Employees Receiving Checks:	35		
Clayton State University	Full Time Employees On Direct Deposit:	94%		
Clayton State University	Part Time Employees Paid:	344		
Clayton State University	Part Time Employees Receiving Checks:	91		
Clayton State University	Part Time Employees On Direct Deposit:	74%		
Clayton State University	Students Paid:	248		
Clayton State University	Students Receiving Checks:	89		
Clayton State University	Students On Direct Deposit:	64%		
Clayton State University	Total Employees Paid:	1201		
Clayton State University	Total Employees Receiving Checks:	215		
Clayton State University	Total On Direct Deposit:	82%		

Campus	Category	Count	Category %	Active Campus %
Self Service Utilization				
Columbus State University	Full Time Employees	745	67%	40%
Columbus State University	Full Time SS Users	497		
Columbus State University	Part Time Employees	304	16%	
Columbus State University	Part Time SS Users	50		
Columbus State University	Students	381	7%	
Columbus State University	Student SS Users	25		
Columbus State University	Retirees	252	3%	
Columbus State University	Retiree SS Users	8		
Columbus State University	Inactive Employees	3907	1%	
Columbus State University	Inactive SS Users	42		
Self Service Transactios vs Manual				
Columbus State University	ADDRESS CHANGE MANUAL	24		
Columbus State University	ADDRESS CHANGE SS	13	35%	
Columbus State University	DIRECT DEPOSIT MANUAL	24		
Columbus State University	DIRECT DEPOSIT SS	3	11%	
Columbus State University	GENERAL DEDUCTION MANUAL	282		
Columbus State University	GENERAL DEDUCTION SS	0	0%	
Columbus State University	MARITAL STATUS CHANGE MANUAL	3		
Columbus State University	MARITAL STATUS CHANGE SS	2	40%	
Columbus State University	NAME CHANGE MANUAL	2		
Columbus State University	NAME CHANGE SS	0	0%	
Columbus State University	W2 REQUESTS	3		
Columbus State University	W4 MANUAL	8		
Columbus State University	W4 SS	1	11%	
Checks vs. Advices				
Columbus State University	Full Time Employees Paid:	975		
Columbus State University	Full Time Employees Receiving Checks:	127		
Columbus State University	Full Time Employees On Direct Deposit:	87%		
Columbus State University	Part Time Employees Paid:	320		
Columbus State University	Part Time Employees Receiving Checks:	140		
Columbus State University	Part Time Employees On Direct Deposit:	56%		
Columbus State University	Students Paid:	292		
Columbus State University	Students Receiving Checks:	108		
Columbus State University	Students On Direct Deposit:	63%		
Columbus State University	Total Employees Paid:	1587		
Columbus State University	Total Employees Receiving Checks:	375		
Columbus State University	Total On Direct Deposit:	76%		

Campus	Category	Count	Category %	Active Campus %
Self Service Utilization				
Fort Valley State University	Full Time Employees	533	79%	70%
Fort Valley State University	Full Time SS Users	420		
Fort Valley State University	Part Time Employees	97	27%	
Fort Valley State University	Part Time SS Users	26		
Fort Valley State University	Students	3	0%	
Fort Valley State University	Student SS Users	0		
Fort Valley State University	Retirees	239	10%	
Fort Valley State University	Retiree SS Users	25		
Fort Valley State University	Inactive Employees	4059	3%	
Fort Valley State University	Inactive SS Users	115		
Self Service Transactions vs Manual				
Fort Valley State University	ADDRESS CHANGE MANUAL	19		
Fort Valley State University	ADDRESS CHANGE SS	12	39%	
Fort Valley State University	DIRECT DEPOSIT MANUAL	50		
Fort Valley State University	DIRECT DEPOSIT SS	7	12%	
Fort Valley State University	GENERAL DEDUCTION MANUAL	159		
Fort Valley State University	GENERAL DEDUCTION SS	0	0%	
Fort Valley State University	MARITAL STATUS CHANGE MANUAL	0		
Fort Valley State University	MARITAL STATUS CHANGE SS	0		
Fort Valley State University	NAME CHANGE MANUAL	0		
Fort Valley State University	NAME CHANGE SS	0		
Fort Valley State University	W2 REQUESTS	0		
Fort Valley State University	W4 MANUAL	857		
Fort Valley State University	W4 SS	3	0%	
Checks vs. Advices				
Fort Valley State University	Full Time Employees Paid:	777		
Fort Valley State University	Full Time Employees Receiving Checks:	141		
Fort Valley State University	Full Time Employees On Direct Deposit:	82%		
Fort Valley State University	Part Time Employees Paid:	126		
Fort Valley State University	Part Time Employees Receiving Checks:	66		
Fort Valley State University	Part Time Employees On Direct Deposit:	48%		
Fort Valley State University	Students Paid:	350		
Fort Valley State University	Students Receiving Checks:	146		
Fort Valley State University	Students On Direct Deposit:	58%		
Fort Valley State University	Total Employees Paid:	1253		
Fort Valley State University	Total Employees Receiving Checks:	353		
Fort Valley State University	Total On Direct Deposit:	72%		

Campus	Category	Count	Category %	Active Campus %
Self Service Utilization				
Georgia College & State Univ	Full Time Employees	775	92%	64%
Georgia College & State Univ	Full Time SS Users	713		
Georgia College & State Univ	Part Time Employees	486	36%	
Georgia College & State Univ	Part Time SS Users	174		
Georgia College & State Univ	Students	341	42%	
Georgia College & State Univ	Student SS Users	143		
Georgia College & State Univ	Retirees	257	9%	
Georgia College & State Univ	Retiree SS Users	24		
Georgia College & State Univ	Inactive Employees	4239	4%	
Georgia College & State Univ	Inactive SS Users	153		

Self Service Transactios vs Manual

Georgia College & State Univ	ADDRESS CHANGE MANUAL	8		
Georgia College & State Univ	ADDRESS CHANGE SS	3	27%	
Georgia College & State Univ	DIRECT DEPOSIT MANUAL	13		
Georgia College & State Univ	DIRECT DEPOSIT SS	8	38%	
Georgia College & State Univ	GENERAL DEDUCTION MANUAL	729		
Georgia College & State Univ	GENERAL DEDUCTION SS	0	0%	
Georgia College & State Univ	MARITAL STATUS CHANGE MANUAL	0		
Georgia College & State Univ	MARITAL STATUS CHANGE SS	0		
Georgia College & State Univ	NAME CHANGE MANUAL	0		
Georgia College & State Univ	NAME CHANGE SS	0		
Georgia College & State Univ	W2 REQUESTS	0		
Georgia College & State Univ	W4 MANUAL	1813		
Georgia College & State Univ	W4 SS	2	0%	

Checks vs. Advices

Georgia College & State Univ	Full Time Employees Paid:	1071		
Georgia College & State Univ	Full Time Employees Receiving Checks:	26		
Georgia College & State Univ	Full Time Employees On Direct Deposit:	98%		
Georgia College & State Univ	Part Time Employees Paid:	416		
Georgia College & State Univ	Part Time Employees Receiving Checks:	15		
Georgia College & State Univ	Part Time Employees On Direct Deposit:	96%		
Georgia College & State Univ	Students Paid:	245		
Georgia College & State Univ	Students Receiving Checks:	14		
Georgia College & State Univ	Students On Direct Deposit:	94%		
Georgia College & State Univ	Total Employees Paid:	1732		
Georgia College & State Univ	Total Employees Receiving Checks:	55		
Georgia College & State Univ	Total On Direct Deposit:	97%		

Campus	Category	Count	Category %	Active Campus %
Self Service Utilization				
Georgia Southern University	Full Time Employees	1895	59%	41%
Georgia Southern University	Full Time SS Users	1121		
Georgia Southern University	Part Time Employees	568	25%	
Georgia Southern University	Part Time SS Users	142		
Georgia Southern University	Students	2122	28%	
Georgia Southern University	Student SS Users	602		
Georgia Southern University	Retirees	664	3%	
Georgia Southern University	Retiree SS Users	20		
Georgia Southern University	Inactive Employees	15413	2%	
Georgia Southern University	Inactive SS Users	307		
Self Service Transactios vs Manual				
Georgia Southern University	ADDRESS CHANGE MANUAL	61		
Georgia Southern University	ADDRESS CHANGE SS	52	46%	
Georgia Southern University	DIRECT DEPOSIT MANUAL	16		
Georgia Southern University	DIRECT DEPOSIT SS	78	83%	
Georgia Southern University	GENERAL DEDUCTION MANUAL	1513		
Georgia Southern University	GENERAL DEDUCTION SS	0	0%	
Georgia Southern University	MARITAL STATUS CHANGE MANUAL	0		
Georgia Southern University	MARITAL STATUS CHANGE SS	0		
Georgia Southern University	NAME CHANGE MANUAL	2		
Georgia Southern University	NAME CHANGE SS	0	0%	
Georgia Southern University	W2 REQUESTS	2		
Georgia Southern University	W4 MANUAL	18		
Georgia Southern University	W4 SS	11	38%	
Checks vs. Advices				
Georgia Southern University	Full Time Employees Paid:	2566		
Georgia Southern University	Full Time Employees Receiving Checks:	507		
Georgia Southern University	Full Time Employees On Direct Deposit:	80%		
Georgia Southern University	Part Time Employees Paid:	645		
Georgia Southern University	Part Time Employees Receiving Checks:	468		
Georgia Southern University	Part Time Employees On Direct Deposit:	27%		
Georgia Southern University	Students Paid:	1836		
Georgia Southern University	Students Receiving Checks:	1037		
Georgia Southern University	Students On Direct Deposit:	44%		
Georgia Southern University	Total Employees Paid:	5047		
Georgia Southern University	Total Employees Receiving Checks:	2012		
Georgia Southern University	Total On Direct Deposit:	60%		

Campus	Category	Count	Category %	Active Campus %
Self Service Utilization				
Georgia Gwinnett College	Full Time Employees	194	91%	87%
Georgia Gwinnett College	Full Time SS Users	177		
Georgia Gwinnett College	Part Time Employees	32	72%	
Georgia Gwinnett College	Part Time SS Users	23		
Georgia Gwinnett College	Students	8	38%	
Georgia Gwinnett College	Student SS Users	3		
Georgia Gwinnett College	Retirees	0		
Georgia Gwinnett College	Retiree SS Users	0		
Georgia Gwinnett College	Inactive Employees	40	43%	
Georgia Gwinnett College	Inactive SS Users	17		
Self Service Transactions vs Manual				
Georgia Gwinnett College	ADDRESS CHANGE MANUAL	18		
Georgia Gwinnett College	ADDRESS CHANGE SS	4	18%	
Georgia Gwinnett College	DIRECT DEPOSIT MANUAL	6		
Georgia Gwinnett College	DIRECT DEPOSIT SS	5	45%	
Georgia Gwinnett College	GENERAL DEDUCTION MANUAL	58		
Georgia Gwinnett College	GENERAL DEDUCTION SS	0	0%	
Georgia Gwinnett College	MARITAL STATUS CHANGE MANUAL	0		
Georgia Gwinnett College	MARITAL STATUS CHANGE SS	0		
Georgia Gwinnett College	NAME CHANGE MANUAL	4		
Georgia Gwinnett College	NAME CHANGE SS	0	0%	
Georgia Gwinnett College	W2 REQUESTS	0		
Georgia Gwinnett College	W4 MANUAL	3		
Georgia Gwinnett College	W4 SS	2	40%	
Checks vs. Advices				
Georgia Gwinnett College	Full Time Employees Paid:	224		
Georgia Gwinnett College	Full Time Employees Receiving Checks:	10		
Georgia Gwinnett College	Full Time Employees On Direct Deposit:	96%		
Georgia Gwinnett College	Part Time Employees Paid:	52		
Georgia Gwinnett College	Part Time Employees Receiving Checks:	2		
Georgia Gwinnett College	Part Time Employees On Direct Deposit:	96%		
Georgia Gwinnett College	Students Paid:	8		
Georgia Gwinnett College	Students Receiving Checks:	3		
Georgia Gwinnett College	Students On Direct Deposit:	63%		
Georgia Gwinnett College	Total Employees Paid:	284		
Georgia Gwinnett College	Total Employees Receiving Checks:	15		
Georgia Gwinnett College	Total On Direct Deposit:	95%		

Campus	Category	Count	Category %	Active Campus %
Self Service Utilization				
GA Southwestern State Univ	Full Time Employees	273	84%	49%
GA Southwestern State Univ	Full Time SS Users	229		
GA Southwestern State Univ	Part Time Employees	30	27%	
GA Southwestern State Univ	Part Time SS Users	8		
GA Southwestern State Univ	Students	226	11%	
GA Southwestern State Univ	Student SS Users	24		
GA Southwestern State Univ	Retirees	161	7%	
GA Southwestern State Univ	Retiree SS Users	11		
GA Southwestern State Univ	Inactive Employees	2167	2%	
GA Southwestern State Univ	Inactive SS Users	39		

Self Service Transactios vs Manual

GA Southwestern State Univ	ADDRESS CHANGE MANUAL	16		
GA Southwestern State Univ	ADDRESS CHANGE SS	5	24%	
GA Southwestern State Univ	DIRECT DEPOSIT MANUAL	7		
GA Southwestern State Univ	DIRECT DEPOSIT SS	4	36%	
GA Southwestern State Univ	GENERAL DEDUCTION MANUAL	34		
GA Southwestern State Univ	GENERAL DEDUCTION SS	0	0%	
GA Southwestern State Univ	MARITAL STATUS CHANGE MANUAL	0		
GA Southwestern State Univ	MARITAL STATUS CHANGE SS	0		
GA Southwestern State Univ	NAME CHANGE MANUAL	0		
GA Southwestern State Univ	NAME CHANGE SS	0		
GA Southwestern State Univ	W2 REQUESTS	1		
GA Southwestern State Univ	W4 MANUAL	682		
GA Southwestern State Univ	W4 SS	1	0%	

Checks vs. Advices

GA Southwestern State Univ	Full Time Employees Paid:	353		
GA Southwestern State Univ	Full Time Employees Receiving Checks:	56		
GA Southwestern State Univ	Full Time Employees On Direct Deposit:	84%		
GA Southwestern State Univ	Part Time Employees Paid:	66		
GA Southwestern State Univ	Part Time Employees Receiving Checks:	28		
GA Southwestern State Univ	Part Time Employees On Direct Deposit:	58%		
GA Southwestern State Univ	Students Paid:	119		
GA Southwestern State Univ	Students Receiving Checks:	82		
GA Southwestern State Univ	Students On Direct Deposit:	31%		
GA Southwestern State Univ	Total Employees Paid:	538		
GA Southwestern State Univ	Total Employees Receiving Checks:	166		
GA Southwestern State Univ	Total On Direct Deposit:	69%		

Campus	Category	Count	Category %	Active Campus %
Self Service Utilization				
Kennesaw State University	Full Time Employees	1725	90%	64%
Kennesaw State University	Full Time SS Users	1551		
Kennesaw State University	Part Time Employees	1124	38%	
Kennesaw State University	Part Time SS Users	422		
Kennesaw State University	Students	783	44%	
Kennesaw State University	Student SS Users	347		
Kennesaw State University	Retirees	249	18%	
Kennesaw State University	Retiree SS Users	46		
Kennesaw State University	Inactive Employees	8464	6%	
Kennesaw State University	Inactive SS Users	526		

Self Service Transactions vs Manual

Kennesaw State University	ADDRESS CHANGE MANUAL	43		
Kennesaw State University	ADDRESS CHANGE SS	43	50%	
Kennesaw State University	DIRECT DEPOSIT MANUAL	31		
Kennesaw State University	DIRECT DEPOSIT SS	37	54%	
Kennesaw State University	GENERAL DEDUCTION MANUAL	1919		
Kennesaw State University	GENERAL DEDUCTION SS	0	0%	
Kennesaw State University	MARITAL STATUS CHANGE MANUAL	0		
Kennesaw State University	MARITAL STATUS CHANGE SS	0		
Kennesaw State University	NAME CHANGE MANUAL	2		
Kennesaw State University	NAME CHANGE SS	0	0%	
Kennesaw State University	W2 REQUESTS	14		
Kennesaw State University	W4 MANUAL	3568		
Kennesaw State University	W4 SS	23	1%	

Checks vs. Advices

Kennesaw State University	Full Time Employees Paid:	2054		
Kennesaw State University	Full Time Employees Receiving Checks:	97		
Kennesaw State University	Full Time Employees On Direct Deposit:	95%		
Kennesaw State University	Part Time Employees Paid:	880		
Kennesaw State University	Part Time Employees Receiving Checks:	210		
Kennesaw State University	Part Time Employees On Direct Deposit:	76%		
Kennesaw State University	Students Paid:	860		
Kennesaw State University	Students Receiving Checks:	186		
Kennesaw State University	Students On Direct Deposit:	78%		
Kennesaw State University	Total Employees Paid:	3794		
Kennesaw State University	Total Employees Receiving Checks:	493		
Kennesaw State University	Total On Direct Deposit:	87%		

Campus	Category	Count	Category %	Active Campus %
Self Service Utilization				
North Ga College & State Univ	Full Time Employees	543	64%	45%
North Ga College & State Univ	Full Time SS Users	345		
North Ga College & State Univ	Part Time Employees	95	31%	
North Ga College & State Univ	Part Time SS Users	29		
North Ga College & State Univ	Students	329	19%	
North Ga College & State Univ	Student SS Users	62		
North Ga College & State Univ	Retirees	241	4%	
North Ga College & State Univ	Retiree SS Users	9		
North Ga College & State Univ	Inactive Employees	3640	1%	
North Ga College & State Univ	Inactive SS Users	37		

Self Service Transactios vs Manual

North Ga College & State Univ	ADDRESS CHANGE MANUAL	8		
North Ga College & State Univ	ADDRESS CHANGE SS	2	20%	
North Ga College & State Univ	DIRECT DEPOSIT MANUAL	16		
North Ga College & State Univ	DIRECT DEPOSIT SS	7	30%	
North Ga College & State Univ	GENERAL DEDUCTION MANUAL	73		
North Ga College & State Univ	GENERAL DEDUCTION SS	0	0%	
North Ga College & State Univ	MARITAL STATUS CHANGE MANUAL	2		
North Ga College & State Univ	MARITAL STATUS CHANGE SS	1		
North Ga College & State Univ	NAME CHANGE MANUAL	1		
North Ga College & State Univ	NAME CHANGE SS	0	0%	
North Ga College & State Univ	W2 REQUESTS	1		
North Ga College & State Univ	W4 MANUAL	8		
North Ga College & State Univ	W4 SS	3	27%	

Checks vs. Advices

North Ga College & State Univ	Full Time Employees Paid:	699		
North Ga College & State Univ	Full Time Employees Receiving Checks:	178		
North Ga College & State Univ	Full Time Employees On Direct Deposit:	75%		
North Ga College & State Univ	Part Time Employees Paid:	202		
North Ga College & State Univ	Part Time Employees Receiving Checks:	93		
North Ga College & State Univ	Part Time Employees On Direct Deposit:	54%		
North Ga College & State Univ	Students Paid:	244		
North Ga College & State Univ	Students Receiving Checks:	155		
North Ga College & State Univ	Students On Direct Deposit:	36%		
North Ga College & State Univ	Total Employees Paid:	1145		
North Ga College & State Univ	Total Employees Receiving Checks:	426		
North Ga College & State Univ	Total On Direct Deposit:	63%		

Campus	Category	Count	Category %	Active Campus %
Self Service Utilization				
Savannah State University	Full Time Employees	405	77%	25%
Savannah State University	Full Time SS Users	310		
Savannah State University	Part Time Employees	38	42%	
Savannah State University	Part Time SS Users	16		
Savannah State University	Students	1245	7%	
Savannah State University	Student SS Users	89		
Savannah State University	Retirees	230	3%	
Savannah State University	Retiree SS Users	7		
Savannah State University	Inactive Employees	2590	3%	
Savannah State University	Inactive SS Users	71		
Self Service Transactios vs Manual				
Savannah State University	ADDRESS CHANGE MANUAL	8		
Savannah State University	ADDRESS CHANGE SS	7	47%	
Savannah State University	DIRECT DEPOSIT MANUAL	4		
Savannah State University	DIRECT DEPOSIT SS	3	43%	
Savannah State University	GENERAL DEDUCTION MANUAL	97		
Savannah State University	GENERAL DEDUCTION SS	0	0%	
Savannah State University	MARITAL STATUS CHANGE MANUAL	0		
Savannah State University	MARITAL STATUS CHANGE SS	0		
Savannah State University	NAME CHANGE MANUAL	1		
Savannah State University	NAME CHANGE SS	0	0%	
Savannah State University	W2 REQUESTS	4		
Savannah State University	W4 MANUAL	5		
Savannah State University	W4 SS	4	44%	
Checks vs. Advices				
Savannah State University	Full Time Employees Paid:	539		
Savannah State University	Full Time Employees Receiving Checks:	81		
Savannah State University	Full Time Employees On Direct Deposit:	85%		
Savannah State University	Part Time Employees Paid:	95		
Savannah State University	Part Time Employees Receiving Checks:	47		
Savannah State University	Part Time Employees On Direct Deposit:	51%		
Savannah State University	Students Paid:	233		
Savannah State University	Students Receiving Checks:	82		
Savannah State University	Students On Direct Deposit:	65%		
Savannah State University	Total Employees Paid:	867		
Savannah State University	Total Employees Receiving Checks:	210		
Savannah State University	Total On Direct Deposit:	76%		

Campus	Category	Count	Category %	Active Campus %
Self Service Utilization				
Southern Polytechnic State Univ	Full Time Employees	405	76%	71%
Southern Polytechnic State Univ	Full Time SS Users	308		
Southern Polytechnic State Univ	Part Time Employees	13	38%	
Southern Polytechnic State Univ	Part Time SS Users	5		
Southern Polytechnic State Univ	Students	26	12%	
Southern Polytechnic State Univ	Student SS Users	3		
Southern Polytechnic State Univ	Retirees	192	5%	
Southern Polytechnic State Univ	Retiree SS Users	10		
Southern Polytechnic State Univ	Inactive Employees	2762	5%	
Southern Polytechnic State Univ	Inactive SS Users	149		
Self Service Transactios vs Manual				
Southern Polytechnic State Univ	ADDRESS CHANGE MANUAL	7		
Southern Polytechnic State Univ	ADDRESS CHANGE SS	5	42%	
Southern Polytechnic State Univ	DIRECT DEPOSIT MANUAL	3		
Southern Polytechnic State Univ	DIRECT DEPOSIT SS	2	40%	
Southern Polytechnic State Univ	GENERAL DEDUCTION MANUAL	339		
Southern Polytechnic State Univ	GENERAL DEDUCTION SS	0	0%	
Southern Polytechnic State Univ	MARITAL STATUS CHANGE MANUAL	1		
Southern Polytechnic State Univ	MARITAL STATUS CHANGE SS	1		
Southern Polytechnic State Univ	NAME CHANGE MANUAL	0		
Southern Polytechnic State Univ	NAME CHANGE SS	0		
Southern Polytechnic State Univ	W2 REQUESTS	0		
Southern Polytechnic State Univ	W4 MANUAL	1		
Southern Polytechnic State Univ	W4 SS	3	75%	
Checks vs. Advices				
Southern Polytechnic State Univ	Full Time Employees Paid:	545		
Southern Polytechnic State Univ	Full Time Employees Receiving Checks:	88		
Southern Polytechnic State Univ	Full Time Employees On Direct Deposit:	84%		
Southern Polytechnic State Univ	Part Time Employees Paid:	188		
Southern Polytechnic State Univ	Part Time Employees Receiving Checks:	65		
Southern Polytechnic State Univ	Part Time Employees On Direct Deposit:	65%		
Southern Polytechnic State Univ	Students Paid:	172		
Southern Polytechnic State Univ	Students Receiving Checks:	89		
Southern Polytechnic State Univ	Students On Direct Deposit:	48%		
Southern Polytechnic State Univ	Total Employees Paid:	905		
Southern Polytechnic State Univ	Total Employees Receiving Checks:	242		
Southern Polytechnic State Univ	Total On Direct Deposit:	73%		

Campus	Category	Count	Category %	Active Campus %
Self Service Utilization				
Valdosta State University	Full Time Employees	1197	84%	53%
Valdosta State University	Full Time SS Users	1011		
Valdosta State University	Part Time Employees	401	35%	
Valdosta State University	Part Time SS Users	142		
Valdosta State University	Students	960	20%	
Valdosta State University	Student SS Users	194		
Valdosta State University	Retirees	449	3%	
Valdosta State University	Retiree SS Users	14		
Valdosta State University	Inactive Employees	9532	1%	
Valdosta State University	Inactive SS Users	95		

Self Service Transactions vs Manual

Valdosta State University	ADDRESS CHANGE MANUAL	87		
Valdosta State University	ADDRESS CHANGE SS	32	27%	
Valdosta State University	DIRECT DEPOSIT MANUAL	60		
Valdosta State University	DIRECT DEPOSIT SS	14	19%	
Valdosta State University	GENERAL DEDUCTION MANUAL	1577		
Valdosta State University	GENERAL DEDUCTION SS	0	0%	
Valdosta State University	MARITAL STATUS CHANGE MANUAL	0		
Valdosta State University	MARITAL STATUS CHANGE SS	0		
Valdosta State University	NAME CHANGE MANUAL	4		
Valdosta State University	NAME CHANGE SS	0	0%	
Valdosta State University	W2 REQUESTS	3		
Valdosta State University	W4 MANUAL	2942		
Valdosta State University	W4 SS	8	0%	

Checks vs. Advices

Valdosta State University	Full Time Employees Paid:	1623		
Valdosta State University	Full Time Employees Receiving Checks:	159		
Valdosta State University	Full Time Employees On Direct Deposit:	90%		
Valdosta State University	Part Time Employees Paid:	435		
Valdosta State University	Part Time Employees Receiving Checks:	61		
Valdosta State University	Part Time Employees On Direct Deposit:	86%		
Valdosta State University	Students Paid:	999		
Valdosta State University	Students Receiving Checks:	169		
Valdosta State University	Students On Direct Deposit:	83%		
Valdosta State University	Total Employees Paid:	3057		
Valdosta State University	Total Employees Receiving Checks:	389		
Valdosta State University	Total On Direct Deposit:	87%		

Campus	Category	Count	Category %	Active Campus %
Self Service Utilization				
University of West Georgia	Full Time Employees	1054	41%	22%
University of West Georgia	Full Time SS Users	433		
University of West Georgia	Part Time Employees	257	4%	
University of West Georgia	Part Time SS Users	10		
University of West Georgia	Students	792	2%	
University of West Georgia	Student SS Users	14		
University of West Georgia	Retirees	385	2%	
University of West Georgia	Retiree SS Users	7		
University of West Georgia	Inactive Employees	6814	1%	
University of West Georgia	Inactive SS Users	64		
Self Service Transactios vs Manual				
University of West Georgia	ADDRESS CHANGE MANUAL	17		
University of West Georgia	ADDRESS CHANGE SS	3	15%	
University of West Georgia	DIRECT DEPOSIT MANUAL	30		
University of West Georgia	DIRECT DEPOSIT SS	1	3%	
University of West Georgia	GENERAL DEDUCTION MANUAL	241		
University of West Georgia	GENERAL DEDUCTION SS	0	0%	
University of West Georgia	MARITAL STATUS CHANGE MANUAL	0		
University of West Georgia	MARITAL STATUS CHANGE SS	0		
University of West Georgia	NAME CHANGE MANUAL	1		
University of West Georgia	NAME CHANGE SS	1	50%	
University of West Georgia	W2 REQUESTS	0		
University of West Georgia	W4 MANUAL	8		
University of West Georgia	W4 SS	9	53%	
Checks vs. Advices				
University of West Georgia	Full Time Employees Paid:	1529		
University of West Georgia	Full Time Employees Receiving Checks:	80		
University of West Georgia	Full Time Employees On Direct Deposit:	95%		
University of West Georgia	Part Time Employees Paid:	314		
University of West Georgia	Part Time Employees Receiving Checks:	58		
University of West Georgia	Part Time Employees On Direct Deposit:	82%		
University of West Georgia	Students Paid:	681		
University of West Georgia	Students Receiving Checks:	118		
University of West Georgia	Students On Direct Deposit:	83%		
University of West Georgia	Total Employees Paid:	2524		
University of West Georgia	Total Employees Receiving Checks:	256		
University of West Georgia	Total On Direct Deposit:	90%		

Campus	Category	Count	Category %	Active Campus %
Self Service Utilization				
Abraham Baldwin Agri. Colleg	Full Time Employees	271	81%	50%
Abraham Baldwin Agri. Colleg	Full Time SS Users	220		
Abraham Baldwin Agri. Colleg	Part Time Employees	97	34%	
Abraham Baldwin Agri. Colleg	Part Time SS Users	33		
Abraham Baldwin Agri. Colleg	Students	152	5%	
Abraham Baldwin Agri. Colleg	Student SS Users	7		
Abraham Baldwin Agri. Colleg	Retirees	167	2%	
Abraham Baldwin Agri. Colleg	Retiree SS Users	4		
Abraham Baldwin Agri. Colleg	Inactive Employees	2602	1%	
Abraham Baldwin Agri. Colleg	Inactive SS Users	29		

Self Service Transactios vs Manual

Abraham Baldwin Agri. Colleg	ADDRESS CHANGE MANUAL	2		
Abraham Baldwin Agri. Colleg	ADDRESS CHANGE SS	1	33%	
Abraham Baldwin Agri. Colleg	DIRECT DEPOSIT MANUAL	10		
Abraham Baldwin Agri. Colleg	DIRECT DEPOSIT SS	0	0%	
Abraham Baldwin Agri. Colleg	GENERAL DEDUCTION MANUAL	141		
Abraham Baldwin Agri. Colleg	GENERAL DEDUCTION SS	0	0%	
Abraham Baldwin Agri. Colleg	MARITAL STATUS CHANGE MANUAL	2		
Abraham Baldwin Agri. Colleg	MARITAL STATUS CHANGE SS	1		
Abraham Baldwin Agri. Colleg	NAME CHANGE MANUAL	1		
Abraham Baldwin Agri. Colleg	NAME CHANGE SS	0	0%	
Abraham Baldwin Agri. Colleg	W2 REQUESTS	0		
Abraham Baldwin Agri. Colleg	W4 MANUAL	1		
Abraham Baldwin Agri. Colleg	W4 SS	2	67%	

Checks vs. Advices

Abraham Baldwin Agri. Colleg	Full Time Employees Paid:	352		
Abraham Baldwin Agri. Colleg	Full Time Employees Receiving Checks:	31		
Abraham Baldwin Agri. Colleg	Full Time Employees On Direct Deposit:	91%		
Abraham Baldwin Agri. Colleg	Part Time Employees Paid:	106		
Abraham Baldwin Agri. Colleg	Part Time Employees Receiving Checks:	36		
Abraham Baldwin Agri. Colleg	Part Time Employees On Direct Deposit:	66%		
Abraham Baldwin Agri. Colleg	Students Paid:	142		
Abraham Baldwin Agri. Colleg	Students Receiving Checks:	133		
Abraham Baldwin Agri. Colleg	Students On Direct Deposit:	6%		
Abraham Baldwin Agri. Colleg	Total Employees Paid:	600		
Abraham Baldwin Agri. Colleg	Total Employees Receiving Checks:	200		
Abraham Baldwin Agri. Colleg	Total On Direct Deposit:	67%		

Campus	Category	Count	Category %	Active Campus %
Self Service Utilization				
Atlanta Metropolitan College	Full Time Employees	153	90%	78%
Atlanta Metropolitan College	Full Time SS Users	138		
Atlanta Metropolitan College	Part Time Employees	40	53%	
Atlanta Metropolitan College	Part Time SS Users	21		
Atlanta Metropolitan College	Students	19	37%	
Atlanta Metropolitan College	Student SS Users	7		
Atlanta Metropolitan College	Retirees	53	6%	
Atlanta Metropolitan College	Retiree SS Users	3		
Atlanta Metropolitan College	Inactive Employees	1213	11%	
Atlanta Metropolitan College	Inactive SS Users	135		

Self Service Transactios vs Manual

Atlanta Metropolitan College	ADDRESS CHANGE MANUAL	1		
Atlanta Metropolitan College	ADDRESS CHANGE SS	0	0%	
Atlanta Metropolitan College	DIRECT DEPOSIT MANUAL	5		
Atlanta Metropolitan College	DIRECT DEPOSIT SS	5	50%	
Atlanta Metropolitan College	GENERAL DEDUCTION MANUAL	99		
Atlanta Metropolitan College	GENERAL DEDUCTION SS	0	0%	
Atlanta Metropolitan College	MARITAL STATUS CHANGE MANUAL	0		
Atlanta Metropolitan College	MARITAL STATUS CHANGE SS	0		
Atlanta Metropolitan College	NAME CHANGE MANUAL	0		
Atlanta Metropolitan College	NAME CHANGE SS	0		
Atlanta Metropolitan College	W2 REQUESTS	1		
Atlanta Metropolitan College	W4 MANUAL	262		
Atlanta Metropolitan College	W4 SS	3	1%	

Checks vs. Advices

Atlanta Metropolitan College	Full Time Employees Paid:	207		
Atlanta Metropolitan College	Full Time Employees Receiving Checks:	16		
Atlanta Metropolitan College	Full Time Employees On Direct Deposit:	92%		
Atlanta Metropolitan College	Part Time Employees Paid:	127		
Atlanta Metropolitan College	Part Time Employees Receiving Checks:	80		
Atlanta Metropolitan College	Part Time Employees On Direct Deposit:	37%		
Atlanta Metropolitan College	Students Paid:	40		
Atlanta Metropolitan College	Students Receiving Checks:	17		
Atlanta Metropolitan College	Students On Direct Deposit:	58%		
Atlanta Metropolitan College	Total Employees Paid:	374		
Atlanta Metropolitan College	Total Employees Receiving Checks:	113		
Atlanta Metropolitan College	Total On Direct Deposit:	70%		

Campus	Category	Count	Category %	Active Campus %
Self Service Utilization				
Bainbridge College	Full Time Employees	179	97%	93%
Bainbridge College	Full Time SS Users	174		
Bainbridge College	Part Time Employees	100	94%	
Bainbridge College	Part Time SS Users	94		
Bainbridge College	Students	74	84%	
Bainbridge College	Student SS Users	62		
Bainbridge College	Retirees	47	91%	
Bainbridge College	Retiree SS Users	43		
Bainbridge College	Inactive Employees	1104	38%	
Bainbridge College	Inactive SS Users	418		
Self Service Transactios vs Manual				
Bainbridge College	ADDRESS CHANGE MANUAL	7		
Bainbridge College	ADDRESS CHANGE SS	7	50%	
Bainbridge College	DIRECT DEPOSIT MANUAL	4		
Bainbridge College	DIRECT DEPOSIT SS	3	43%	
Bainbridge College	GENERAL DEDUCTION MANUAL	50		
Bainbridge College	GENERAL DEDUCTION SS	0	0%	
Bainbridge College	MARITAL STATUS CHANGE MANUAL	0		
Bainbridge College	MARITAL STATUS CHANGE SS	0		
Bainbridge College	NAME CHANGE MANUAL	1		
Bainbridge College	NAME CHANGE SS	0		
Bainbridge College	W2 REQUESTS	2		
Bainbridge College	W4 MANUAL	0		
Bainbridge College	W4 SS	1	100%	
Checks vs. Advices				
Bainbridge College	Full Time Employees Paid:	237		
Bainbridge College	Full Time Employees Receiving Checks:	79		
Bainbridge College	Full Time Employees On Direct Deposit:	67%		
Bainbridge College	Part Time Employees Paid:	128		
Bainbridge College	Part Time Employees Receiving Checks:	73		
Bainbridge College	Part Time Employees On Direct Deposit:	43%		
Bainbridge College	Students Paid:	62		
Bainbridge College	Students Receiving Checks:	46		
Bainbridge College	Students On Direct Deposit:	26%		
Bainbridge College	Total Employees Paid:	427		
Bainbridge College	Total Employees Receiving Checks:	198		
Bainbridge College	Total On Direct Deposit:	54%		

Campus	Category	Count	Category %	Active Campus %
Self Service Utilization				
Coastal GA Community College	Full Time Employees	233	73%	44%
Coastal GA Community College	Full Time SS Users	171		
Coastal GA Community College	Part Time Employees	222	22%	
Coastal GA Community College	Part Time SS Users	49		
Coastal GA Community College	Students	92	25%	
Coastal GA Community College	Student SS Users	23		
Coastal GA Community College	Retirees	75	3%	
Coastal GA Community College	Retiree SS Users	2		
Coastal GA Community College	Inactive Employees	1605	1%	
Coastal GA Community College	Inactive SS Users	15		
Self Service Transactios vs Manual				
Coastal GA Community College	ADDRESS CHANGE MANUAL	2		
Coastal GA Community College	ADDRESS CHANGE SS	1	33%	
Coastal GA Community College	DIRECT DEPOSIT MANUAL	4		
Coastal GA Community College	DIRECT DEPOSIT SS	3	43%	
Coastal GA Community College	GENERAL DEDUCTION MANUAL	93		
Coastal GA Community College	GENERAL DEDUCTION SS	0	0%	
Coastal GA Community College	MARITAL STATUS CHANGE MANUAL	0		
Coastal GA Community College	MARITAL STATUS CHANGE SS	0		
Coastal GA Community College	NAME CHANGE MANUAL	0		
Coastal GA Community College	NAME CHANGE SS	1	100%	
Coastal GA Community College	W2 REQUESTS	0		
Coastal GA Community College	W4 MANUAL	574		
Coastal GA Community College	W4 SS	4	1%	
Checks vs. Advices				
Coastal GA Community College	Full Time Employees Paid:	297		
Coastal GA Community College	Full Time Employees Receiving Checks:	50		
Coastal GA Community College	Full Time Employees On Direct Deposit:	83%		
Coastal GA Community College	Part Time Employees Paid:	149		
Coastal GA Community College	Part Time Employees Receiving Checks:	59		
Coastal GA Community College	Part Time Employees On Direct Deposit:	60%		
Coastal GA Community College	Students Paid:	60		
Coastal GA Community College	Students Receiving Checks:	54		
Coastal GA Community College	Students On Direct Deposit:	10%		
Coastal GA Community College	Total Employees Paid:	506		
Coastal GA Community College	Total Employees Receiving Checks:	163		
Coastal GA Community College	Total On Direct Deposit:	68%		

Campus	Category	Count	Category %	Active Campus %
Self Service Utilization				
Dalton State College	Full Time Employees	286	67%	37%
Dalton State College	Full Time SS Users	191		
Dalton State College	Part Time Employees	224	12%	
Dalton State College	Part Time SS Users	26		
Dalton State College	Students	99	11%	
Dalton State College	Student SS Users	11		
Dalton State College	Retirees	94	6%	
Dalton State College	Retiree SS Users	6		
Dalton State College	Inactive Employees	1617	1%	
Dalton State College	Inactive SS Users	18		
Self Service Transactios vs Manual				
Dalton State College	ADDRESS CHANGE MANUAL	4		
Dalton State College	ADDRESS CHANGE SS	4	50%	
Dalton State College	DIRECT DEPOSIT MANUAL	4		
Dalton State College	DIRECT DEPOSIT SS	0	0%	
Dalton State College	GENERAL DEDUCTION MANUAL	175		
Dalton State College	GENERAL DEDUCTION SS	0	0%	
Dalton State College	MARITAL STATUS CHANGE MANUAL	1		
Dalton State College	MARITAL STATUS CHANGE SS	0		
Dalton State College	NAME CHANGE MANUAL	0		
Dalton State College	NAME CHANGE SS	0		
Dalton State College	W2 REQUESTS	1		
Dalton State College	W4 MANUAL	0		
Dalton State College	W4 SS	1	100%	
Checks vs. Advices				
Dalton State College	Full Time Employees Paid:	376		
Dalton State College	Full Time Employees Receiving Checks:	50		
Dalton State College	Full Time Employees On Direct Deposit:	87%		
Dalton State College	Part Time Employees Paid:	141		
Dalton State College	Part Time Employees Receiving Checks:	66		
Dalton State College	Part Time Employees On Direct Deposit:	53%		
Dalton State College	Students Paid:	144		
Dalton State College	Students Receiving Checks:	65		
Dalton State College	Students On Direct Deposit:	55%		
Dalton State College	Total Employees Paid:	661		
Dalton State College	Total Employees Receiving Checks:	181		
Dalton State College	Total On Direct Deposit:	73%		

Campus	Category	Count	Category %	Active Campus %
Self Service Utilization				
Darton College	Full Time Employees	261	34%	10%
Darton College	Full Time SS Users	90		
Darton College	Part Time Employees	211	1%	
Darton College	Part Time SS Users	2		
Darton College	Students	425	0%	
Darton College	Student SS Users	0		
Darton College	Retirees	102	2%	
Darton College	Retiree SS Users	2		
Darton College	Inactive Employees	2469	0%	
Darton College	Inactive SS Users	5		
Self Service Transactions vs Manual				
Darton College	ADDRESS CHANGE MANUAL	5		
Darton College	ADDRESS CHANGE SS	0	0%	
Darton College	DIRECT DEPOSIT MANUAL	4		
Darton College	DIRECT DEPOSIT SS	0	0%	
Darton College	GENERAL DEDUCTION MANUAL	50		
Darton College	GENERAL DEDUCTION SS	0	0%	
Darton College	MARITAL STATUS CHANGE MANUAL	1		
Darton College	MARITAL STATUS CHANGE SS	0		
Darton College	NAME CHANGE MANUAL	0		
Darton College	NAME CHANGE SS	0		
Darton College	W2 REQUESTS	0		
Darton College	W4 MANUAL	877		
Darton College	W4 SS	1	0%	
Checks vs. Advices				
Darton College	Full Time Employees Paid:	317		
Darton College	Full Time Employees Receiving Checks:	35		
Darton College	Full Time Employees On Direct Deposit:	89%		
Darton College	Part Time Employees Paid:	311		
Darton College	Part Time Employees Receiving Checks:	246		
Darton College	Part Time Employees On Direct Deposit:	21%		
Darton College	Students Paid:	168		
Darton College	Students Receiving Checks:	168		
Darton College	Students On Direct Deposit:	0%		
Darton College	Total Employees Paid:	796		
Darton College	Total Employees Receiving Checks:	449		
Darton College	Total On Direct Deposit:	44%		

Campus	Category	Count	Category %	Active Campus %
Self Service Utilization				
Georgia Perimeter College	Full Time Employees	1256	86%	59%
Georgia Perimeter College	Full Time SS Users	1081		
Georgia Perimeter College	Part Time Employees	1597	44%	
Georgia Perimeter College	Part Time SS Users	696		
Georgia Perimeter College	Students	237	19%	
Georgia Perimeter College	Student SS Users	44		
Georgia Perimeter College	Retirees	273	11%	
Georgia Perimeter College	Retiree SS Users	29		
Georgia Perimeter College	Inactive Employees	5983	4%	
Georgia Perimeter College	Inactive SS Users	238		
Self Service Transactions vs Manual				
Georgia Perimeter College	ADDRESS CHANGE MANUAL	51		
Georgia Perimeter College	ADDRESS CHANGE SS	47	48%	
Georgia Perimeter College	DIRECT DEPOSIT MANUAL	24		
Georgia Perimeter College	DIRECT DEPOSIT SS	41	63%	
Georgia Perimeter College	GENERAL DEDUCTION MANUAL	174		
Georgia Perimeter College	GENERAL DEDUCTION SS	0	0%	
Georgia Perimeter College	MARITAL STATUS CHANGE MANUAL	1		
Georgia Perimeter College	MARITAL STATUS CHANGE SS	1	50%	
Georgia Perimeter College	NAME CHANGE MANUAL	5		
Georgia Perimeter College	NAME CHANGE SS	2	29%	
Georgia Perimeter College	W2 REQUESTS	6		
Georgia Perimeter College	W4 MANUAL	3012		
Georgia Perimeter College	W4 SS	24	1%	
Checks vs. Advices				
Georgia Perimeter College	Full Time Employees Paid:	1569		
Georgia Perimeter College	Full Time Employees Receiving Checks:	210		
Georgia Perimeter College	Full Time Employees On Direct Deposit:	87%		
Georgia Perimeter College	Part Time Employees Paid:	1347		
Georgia Perimeter College	Part Time Employees Receiving Checks:	475		
Georgia Perimeter College	Part Time Employees On Direct Deposit:	65%		
Georgia Perimeter College	Students Paid:	205		
Georgia Perimeter College	Students Receiving Checks:	151		
Georgia Perimeter College	Students On Direct Deposit:	26%		
Georgia Perimeter College	Total Employees Paid:	3121		
Georgia Perimeter College	Total Employees Receiving Checks:	836		
Georgia Perimeter College	Total On Direct Deposit:	73%		

Campus	Category	Count	Category %	Active Campus %
Self Service Utilization				
East Georgia College	Full Time Employees	117	93%	37%
East Georgia College	Full Time SS Users	109		
East Georgia College	Part Time Employees	70	47%	
East Georgia College	Part Time SS Users	33		
East Georgia College	Students	263	10%	
East Georgia College	Student SS Users	25		
East Georgia College	Retirees	29	10%	
East Georgia College	Retiree SS Users	3		
East Georgia College	Inactive Employees	308	4%	
East Georgia College	Inactive SS Users	11		
Self Service Transactios vs Manual				
East Georgia College	ADDRESS CHANGE MANUAL	0		
East Georgia College	ADDRESS CHANGE SS	0		
East Georgia College	DIRECT DEPOSIT MANUAL	6		
East Georgia College	DIRECT DEPOSIT SS	0	0%	
East Georgia College	GENERAL DEDUCTION MANUAL	54		
East Georgia College	GENERAL DEDUCTION SS	0	0%	
East Georgia College	MARITAL STATUS CHANGE MANUAL	0		
East Georgia College	MARITAL STATUS CHANGE SS	0		
East Georgia College	NAME CHANGE MANUAL	0		
East Georgia College	NAME CHANGE SS	0		
East Georgia College	W2 REQUESTS	0		
East Georgia College	W4 MANUAL	0		
East Georgia College	W4 SS	0		
Checks vs. Advices				
East Georgia College	Full Time Employees Paid:	148		
East Georgia College	Full Time Employees Receiving Checks:	3		
East Georgia College	Full Time Employees On Direct Deposit:	98%		
East Georgia College	Part Time Employees Paid:	59		
East Georgia College	Part Time Employees Receiving Checks:	7		
East Georgia College	Part Time Employees On Direct Deposit:	88%		
East Georgia College	Students Paid:	27		
East Georgia College	Students Receiving Checks:	8		
East Georgia College	Students On Direct Deposit:	70%		
East Georgia College	Total Employees Paid:	234		
East Georgia College	Total Employees Receiving Checks:	18		
East Georgia College	Total On Direct Deposit:	92%		

Campus	Category	Count	Category %	Active Campus %
Self Service Utilization				
Ga Highlands College	Full Time Employees	268	93%	70%
Ga Highlands College	Full Time SS Users	250		
Ga Highlands College	Part Time Employees	84	29%	
Ga Highlands College	Part Time SS Users	24		
Ga Highlands College	Students	41	7%	
Ga Highlands College	Student SS Users	3		
Ga Highlands College	Retirees	91	5%	
Ga Highlands College	Retiree SS Users	5		
Ga Highlands College	Inactive Employees	1499	5%	
Ga Highlands College	Inactive SS Users	71		
Self Service Transactios vs Manual				
Ga Highlands College	ADDRESS CHANGE MANUAL	3		
Ga Highlands College	ADDRESS CHANGE SS	2	40%	
Ga Highlands College	DIRECT DEPOSIT MANUAL	8		
Ga Highlands College	DIRECT DEPOSIT SS	1	11%	
Ga Highlands College	GENERAL DEDUCTION MANUAL	193		
Ga Highlands College	GENERAL DEDUCTION SS	0	0%	
Ga Highlands College	MARITAL STATUS CHANGE MANUAL	0		
Ga Highlands College	MARITAL STATUS CHANGE SS	0		
Ga Highlands College	NAME CHANGE MANUAL	0		
Ga Highlands College	NAME CHANGE SS	0		
Ga Highlands College	W2 REQUESTS	2		
Ga Highlands College	W4 MANUAL	3		
Ga Highlands College	W4 SS	1	25%	
Checks vs. Advices				
Ga Highlands College	Full Time Employees Paid:	350		
Ga Highlands College	Full Time Employees Receiving Checks:	27		
Ga Highlands College	Full Time Employees On Direct Deposit:	92%		
Ga Highlands College	Part Time Employees Paid:	107		
Ga Highlands College	Part Time Employees Receiving Checks:	54		
Ga Highlands College	Part Time Employees On Direct Deposit:	50%		
Ga Highlands College	Students Paid:	48		
Ga Highlands College	Students Receiving Checks:	42		
Ga Highlands College	Students On Direct Deposit:	13%		
Ga Highlands College	Total Employees Paid:	505		
Ga Highlands College	Total Employees Receiving Checks:	123		
Ga Highlands College	Total On Direct Deposit:	76%		

Campus	Category	Count	Category %	Active Campus %
Self Service Utilization				
Gainesville State College	Full Time Employees	377	73%	61%
Gainesville State College	Full Time SS Users	275		
Gainesville State College	Part Time Employees	34	50%	
Gainesville State College	Part Time SS Users	17		
Gainesville State College	Students	87	13%	
Gainesville State College	Student SS Users	11		
Gainesville State College	Retirees	105	2%	
Gainesville State College	Retiree SS Users	2		
Gainesville State College	Inactive Employees	1648	4%	
Gainesville State College	Inactive SS Users	64		

Self Service Transactios vs Manual

Gainesville State College	ADDRESS CHANGE MANUAL	4		
Gainesville State College	ADDRESS CHANGE SS	4	50%	
Gainesville State College	DIRECT DEPOSIT MANUAL	8		
Gainesville State College	DIRECT DEPOSIT SS	3	27%	
Gainesville State College	GENERAL DEDUCTION MANUAL	56		
Gainesville State College	GENERAL DEDUCTION SS	2	3%	
Gainesville State College	MARITAL STATUS CHANGE MANUAL	0		
Gainesville State College	MARITAL STATUS CHANGE SS	0		
Gainesville State College	NAME CHANGE MANUAL	1		
Gainesville State College	NAME CHANGE SS	0		
Gainesville State College	W2 REQUESTS	0		
Gainesville State College	W4 MANUAL	589		
Gainesville State College	W4 SS	4	1%	

Checks vs. Advices

Gainesville State College	Full Time Employees Paid:	498		
Gainesville State College	Full Time Employees Receiving Checks:	24		
Gainesville State College	Full Time Employees On Direct Deposit:	95%		
Gainesville State College	Part Time Employees Paid:	239		
Gainesville State College	Part Time Employees Receiving Checks:	8		
Gainesville State College	Part Time Employees On Direct Deposit:	97%		
Gainesville State College	Students Paid:	84		
Gainesville State College	Students Receiving Checks:	15		
Gainesville State College	Students On Direct Deposit:	82%		
Gainesville State College	Total Employees Paid:	821		
Gainesville State College	Total Employees Receiving Checks:	47		
Gainesville State College	Total On Direct Deposit:	94%		

Campus	Category	Count	Category %	Active Campus %
Self Service Utilization				
Gordon College	Full Time Employees	245	81%	50%
Gordon College	Full Time SS Users	198		
Gordon College	Part Time Employees	116	13%	
Gordon College	Part Time SS Users	15		
Gordon College	Students	111	22%	
Gordon College	Student SS Users	24		
Gordon College	Retirees	35	6%	
Gordon College	Retiree SS Users	2		
Gordon College	Inactive Employees	1372	1%	
Gordon College	Inactive SS Users	8		
Self Service Transactios vs Manual				
Gordon College	ADDRESS CHANGE MANUAL	4		
Gordon College	ADDRESS CHANGE SS	2	33%	
Gordon College	DIRECT DEPOSIT MANUAL	5		
Gordon College	DIRECT DEPOSIT SS	1	17%	
Gordon College	GENERAL DEDUCTION MANUAL	18		
Gordon College	GENERAL DEDUCTION SS	0	0%	
Gordon College	MARITAL STATUS CHANGE MANUAL	0		
Gordon College	MARITAL STATUS CHANGE SS	0		
Gordon College	NAME CHANGE MANUAL	0		
Gordon College	NAME CHANGE SS	0		
Gordon College	W2 REQUESTS	0		
Gordon College	W4 MANUAL	4		
Gordon College	W4 SS	0	0%	
Checks vs. Advices				
Gordon College	Full Time Employees Paid:	350		
Gordon College	Full Time Employees Receiving Checks:	18		
Gordon College	Full Time Employees On Direct Deposit:	95%		
Gordon College	Part Time Employees Paid:	107		
Gordon College	Part Time Employees Receiving Checks:	40		
Gordon College	Part Time Employees On Direct Deposit:	63%		
Gordon College	Students Paid:	55		
Gordon College	Students Receiving Checks:	5		
Gordon College	Students On Direct Deposit:	91%		
Gordon College	Total Employees Paid:	512		
Gordon College	Total Employees Receiving Checks:	63		
Gordon College	Total On Direct Deposit:	88%		

Campus	Category	Count	Category %	Active Campus %
Self Service Utilization				
Macon State College	Full Time Employees	404	85%	57%
Macon State College	Full Time SS Users	344		
Macon State College	Part Time Employees	185	15%	
Macon State College	Part Time SS Users	27		
Macon State College	Students	100	25%	
Macon State College	Student SS Users	25		
Macon State College	Retirees	101	6%	
Macon State College	Retiree SS Users	6		
Macon State College	Inactive Employees	1638	1%	
Macon State College	Inactive SS Users	9		
Self Service Transactions vs Manual				
Macon State College	ADDRESS CHANGE MANUAL	3		
Macon State College	ADDRESS CHANGE SS	0	0%	
Macon State College	DIRECT DEPOSIT MANUAL	2		
Macon State College	DIRECT DEPOSIT SS	7	78%	
Macon State College	GENERAL DEDUCTION MANUAL	308		
Macon State College	GENERAL DEDUCTION SS	0	0%	
Macon State College	MARITAL STATUS CHANGE MANUAL	0		
Macon State College	MARITAL STATUS CHANGE SS	0		
Macon State College	NAME CHANGE MANUAL	0		
Macon State College	NAME CHANGE SS	0		
Macon State College	W2 REQUESTS	0		
Macon State College	W4 MANUAL	6		
Macon State College	W4 SS	3	33%	
Checks vs. Advices				
Macon State College	Full Time Employees Paid:	509		
Macon State College	Full Time Employees Receiving Checks:	1		
Macon State College	Full Time Employees On Direct Deposit:	100%		
Macon State College	Part Time Employees Paid:	167		
Macon State College	Part Time Employees Receiving Checks:	14		
Macon State College	Part Time Employees On Direct Deposit:	92%		
Macon State College	Students Paid:	146		
Macon State College	Students Receiving Checks:	1		
Macon State College	Students On Direct Deposit:	99%		
Macon State College	Total Employees Paid:	822		
Macon State College	Total Employees Receiving Checks:	16		
Macon State College	Total On Direct Deposit:	98%		

Campus	Category	Count	Category %	Active Campus %
Self Service Utilization				
Middle Georgia College	Full Time Employees	314	83%	54%
Middle Georgia College	Full Time SS Users	262		
Middle Georgia College	Part Time Employees	55	16%	
Middle Georgia College	Part Time SS Users	9		
Middle Georgia College	Students	179	15%	
Middle Georgia College	Student SS Users	26		
Middle Georgia College	Retirees	119	3%	
Middle Georgia College	Retiree SS Users	4		
Middle Georgia College	Inactive Employees	2034	3%	
Middle Georgia College	Inactive SS Users	60		
Self Service Transactions vs Manual				
Middle Georgia College	ADDRESS CHANGE MANUAL	7		
Middle Georgia College	ADDRESS CHANGE SS	1	13%	
Middle Georgia College	DIRECT DEPOSIT MANUAL	6		
Middle Georgia College	DIRECT DEPOSIT SS	2	25%	
Middle Georgia College	GENERAL DEDUCTION MANUAL	6		
Middle Georgia College	GENERAL DEDUCTION SS	0	0%	
Middle Georgia College	MARITAL STATUS CHANGE MANUAL	1		
Middle Georgia College	MARITAL STATUS CHANGE SS	0		
Middle Georgia College	NAME CHANGE MANUAL	0		
Middle Georgia College	NAME CHANGE SS	0		
Middle Georgia College	W2 REQUESTS	1		
Middle Georgia College	W4 MANUAL	2		
Middle Georgia College	W4 SS	2	50%	
Checks vs. Advices				
Middle Georgia College	Full Time Employees Paid:	451		
Middle Georgia College	Full Time Employees Receiving Checks:	105		
Middle Georgia College	Full Time Employees On Direct Deposit:	77%		
Middle Georgia College	Part Time Employees Paid:	113		
Middle Georgia College	Part Time Employees Receiving Checks:	62		
Middle Georgia College	Part Time Employees On Direct Deposit:	45%		
Middle Georgia College	Students Paid:	193		
Middle Georgia College	Students Receiving Checks:	118		
Middle Georgia College	Students On Direct Deposit:	39%		
Middle Georgia College	Total Employees Paid:	757		
Middle Georgia College	Total Employees Receiving Checks:	285		
Middle Georgia College	Total On Direct Deposit:	62%		

Campus	Category	Count	Category %	Active Campus %
Self Service Utilization				
South Georgia College	Full Time Employees	149	45%	26%
South Georgia College	Full Time SS Users	67		
South Georgia College	Part Time Employees	61	7%	
South Georgia College	Part Time SS Users	4		
South Georgia College	Students	64	0%	
South Georgia College	Student SS Users	0		
South Georgia College	Retirees	84	1%	
South Georgia College	Retiree SS Users	1		
South Georgia College	Inactive Employees	925	1%	
South Georgia College	Inactive SS Users	7		

Self Service Transactions vs Manual

South Georgia College	ADDRESS CHANGE MANUAL	1		
South Georgia College	ADDRESS CHANGE SS	0	0%	
South Georgia College	DIRECT DEPOSIT MANUAL	2		
South Georgia College	DIRECT DEPOSIT SS	1	33%	
South Georgia College	GENERAL DEDUCTION MANUAL	13		
South Georgia College	GENERAL DEDUCTION SS	0	0%	
South Georgia College	MARITAL STATUS CHANGE MANUAL	0		
South Georgia College	MARITAL STATUS CHANGE SS	0		
South Georgia College	NAME CHANGE MANUAL	0		
South Georgia College	NAME CHANGE SS	0		
South Georgia College	W2 REQUESTS	0		
South Georgia College	W4 MANUAL	0		
South Georgia College	W4 SS	0		

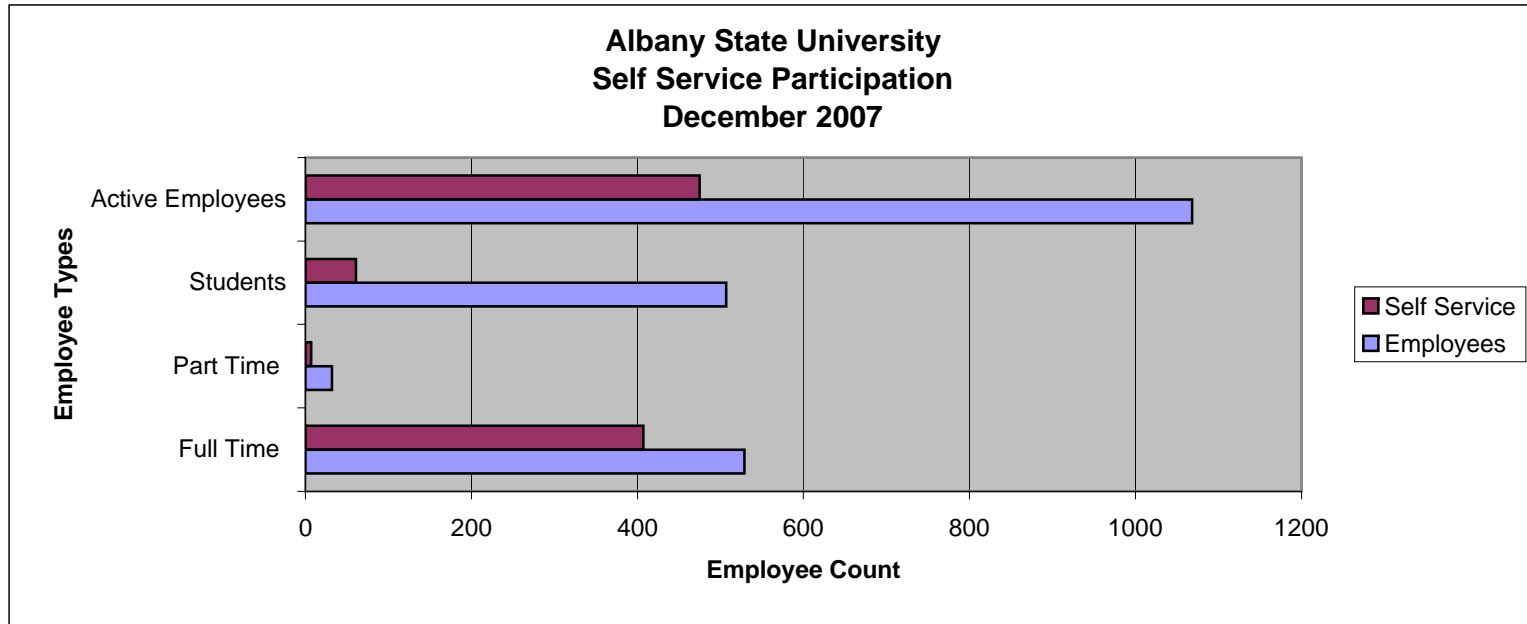
Checks vs. Advices

South Georgia College	Full Time Employees Paid:	213		
South Georgia College	Full Time Employees Receiving Checks:	49		
South Georgia College	Full Time Employees On Direct Deposit:	77%		
South Georgia College	Part Time Employees Paid:	78		
South Georgia College	Part Time Employees Receiving Checks:	30		
South Georgia College	Part Time Employees On Direct Deposit:	62%		
South Georgia College	Students Paid:	64		
South Georgia College	Students Receiving Checks:	40		
South Georgia College	Students On Direct Deposit:	38%		
South Georgia College	Total Employees Paid:	355		
South Georgia College	Total Employees Receiving Checks:	119		
South Georgia College	Total On Direct Deposit:	66%		

Campus	Category	Count	Category %	Active Campus %
Self Service Utilization				
Waycross College	Full Time Employees	78	74%	40%
Waycross College	Full Time SS Users	58		
Waycross College	Part Time Employees	59	15%	
Waycross College	Part Time SS Users	9		
Waycross College	Students	30	0%	
Waycross College	Student SS Users	0		
Waycross College	Retirees	23	4%	
Waycross College	Retiree SS Users	1		
Waycross College	Inactive Employees	551	3%	
Waycross College	Inactive SS Users	15		
Self Service Transactions vs Manual				
Waycross College	ADDRESS CHANGE MANUAL	1		
Waycross College	ADDRESS CHANGE SS	1	50%	
Waycross College	DIRECT DEPOSIT MANUAL	1		
Waycross College	DIRECT DEPOSIT SS	0	0%	
Waycross College	GENERAL DEDUCTION MANUAL	15		
Waycross College	GENERAL DEDUCTION SS	0	0%	
Waycross College	MARITAL STATUS CHANGE MANUAL	0		
Waycross College	MARITAL STATUS CHANGE SS	0		
Waycross College	NAME CHANGE MANUAL	0		
Waycross College	NAME CHANGE SS	0		
Waycross College	W2 REQUESTS	0		
Waycross College	W4 MANUAL	1		
Waycross College	W4 SS	3	75%	
Checks vs. Advices				
Waycross College	Full Time Employees Paid:	107		
Waycross College	Full Time Employees Receiving Checks:	6		
Waycross College	Full Time Employees On Direct Deposit:	94%		
Waycross College	Part Time Employees Paid:	32		
Waycross College	Part Time Employees Receiving Checks:	3		
Waycross College	Part Time Employees On Direct Deposit:	91%		
Waycross College	Students Paid:	19		
Waycross College	Students Receiving Checks:	19		
Waycross College	Students On Direct Deposit:	0%		
Waycross College	Total Employees Paid:	158		
Waycross College	Total Employees Receiving Checks:	28		
Waycross College	Total On Direct Deposit:	82%		

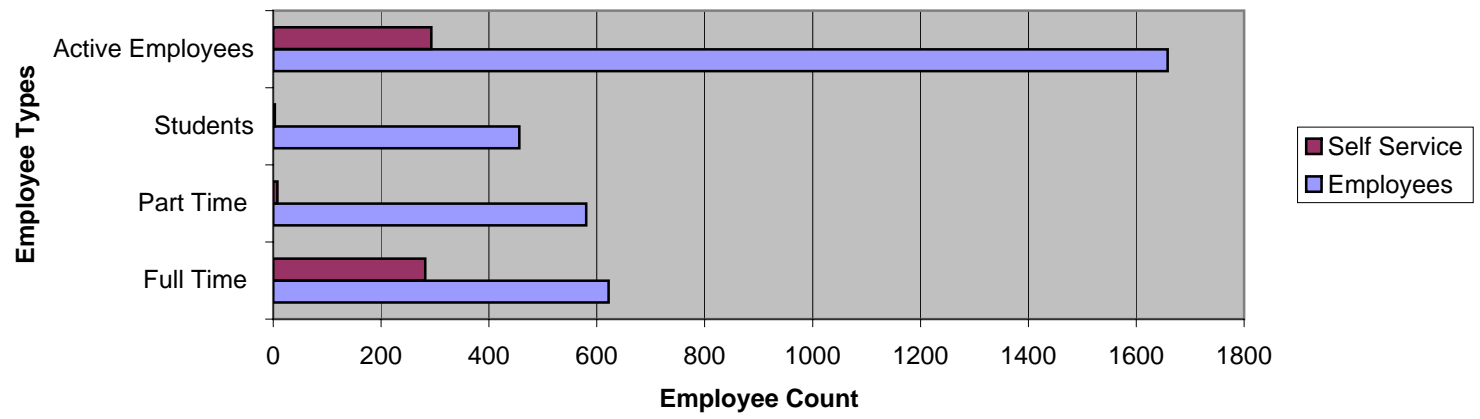
Campus	Category	Count	Category %	Active Campus %
Self Service Utilization				
Skidaway Institute of Oceanography	Full Time Employees	61	97%	83%
Skidaway Institute of Oceanography	Full Time SS Users	59		
Skidaway Institute of Oceanography	Part Time Employees	15	27%	
Skidaway Institute of Oceanography	Part Time SS Users	4		
Skidaway Institute of Oceanography	Students	0		
Skidaway Institute of Oceanography	Student SS Users	0		
Skidaway Institute of Oceanography	Retirees	27	7%	
Skidaway Institute of Oceanography	Retiree SS Users	2		
Skidaway Institute of Oceanography	Inactive Employees	236	1%	
Skidaway Institute of Oceanography	Inactive SS Users	3		
Self Service Transactions vs Manual				
Skidaway Institute of Oceanography	ADDRESS CHANGE MANUAL	1		
Skidaway Institute of Oceanography	ADDRESS CHANGE SS	1	50%	
Skidaway Institute of Oceanography	DIRECT DEPOSIT MANUAL	0		
Skidaway Institute of Oceanography	DIRECT DEPOSIT SS	0		
Skidaway Institute of Oceanography	GENERAL DEDUCTION MANUAL	0		
Skidaway Institute of Oceanography	GENERAL DEDUCTION SS	0		
Skidaway Institute of Oceanography	MARITAL STATUS CHANGE MANUAL	0		
Skidaway Institute of Oceanography	MARITAL STATUS CHANGE SS	0		
Skidaway Institute of Oceanography	NAME CHANGE MANUAL	0		
Skidaway Institute of Oceanography	NAME CHANGE SS	0		
Skidaway Institute of Oceanography	W2 REQUESTS	0		
Skidaway Institute of Oceanography	W4 MANUAL	0		
Skidaway Institute of Oceanography	W4 SS	0		
Checks vs. Advices				
Skidaway Institute of Oceanography	Full Time Employees Paid:	61		
Skidaway Institute of Oceanography	Full Time Employees Receiving Checks:	0		
Skidaway Institute of Oceanography	Full Time Employees On Direct Deposit:	100%		
Skidaway Institute of Oceanography	Part Time Employees Paid:	13		
Skidaway Institute of Oceanography	Part Time Employees Receiving Checks:	2		
Skidaway Institute of Oceanography	Part Time Employees On Direct Deposit:	85%		
Skidaway Institute of Oceanography	Students Paid:	0		
Skidaway Institute of Oceanography	Students Receiving Checks:	0		
Skidaway Institute of Oceanography	Students On Direct Deposit:	0%		
Skidaway Institute of Oceanography	Total Employees Paid:	74		
Skidaway Institute of Oceanography	Total Employees Receiving Checks:	2		
Skidaway Institute of Oceanography	Total On Direct Deposit:	97%		

Campus	Category	Count	Category %	Active Campus %
Self Service Utilization				
Board of Regents	Full Time Employees	363	97%	86%
Board of Regents	Full Time SS Users	353		
Board of Regents	Part Time Employees	31	0%	
Board of Regents	Part Time SS Users	0		
Board of Regents	Students	23	30%	
Board of Regents	Student SS Users	7		
Board of Regents	Retirees	72	7%	
Board of Regents	Retiree SS Users	5		
Board of Regents	Inactive Employees	512	8%	
Board of Regents	Inactive SS Users	43		
Self Service Transactions vs Manual				
Board of Regents	ADDRESS CHANGE MANUAL	3		
Board of Regents	ADDRESS CHANGE SS	3	50%	
Board of Regents	DIRECT DEPOSIT MANUAL	3		
Board of Regents	DIRECT DEPOSIT SS	5	63%	
Board of Regents	GENERAL DEDUCTION MANUAL	134		
Board of Regents	GENERAL DEDUCTION SS	2	1%	
Board of Regents	MARITAL STATUS CHANGE MANUAL	0		
Board of Regents	MARITAL STATUS CHANGE SS	0		
Board of Regents	NAME CHANGE MANUAL	0		
Board of Regents	NAME CHANGE SS	0		
Board of Regents	W2 REQUESTS	1		
Board of Regents	W4 MANUAL	1		
Board of Regents	W4 SS	3	75%	
Checks vs. Advices				
Board of Regents	Full Time Employees Paid:	728		
Board of Regents	Full Time Employees Receiving Checks:	18		
Board of Regents	Full Time Employees On Direct Deposit:	98%		
Board of Regents	Part Time Employees Paid:	0		
Board of Regents	Part Time Employees Receiving Checks:	0		
Board of Regents	Part Time Employees On Direct Deposit:	0%		
Board of Regents	Students Paid:	25		
Board of Regents	Students Receiving Checks:	6		
Board of Regents	Students On Direct Deposit:	76%		
Board of Regents	Total Employees Paid:	753		
Board of Regents	Total Employees Receiving Checks:	24		
Board of Regents	Total On Direct Deposit:	97%		

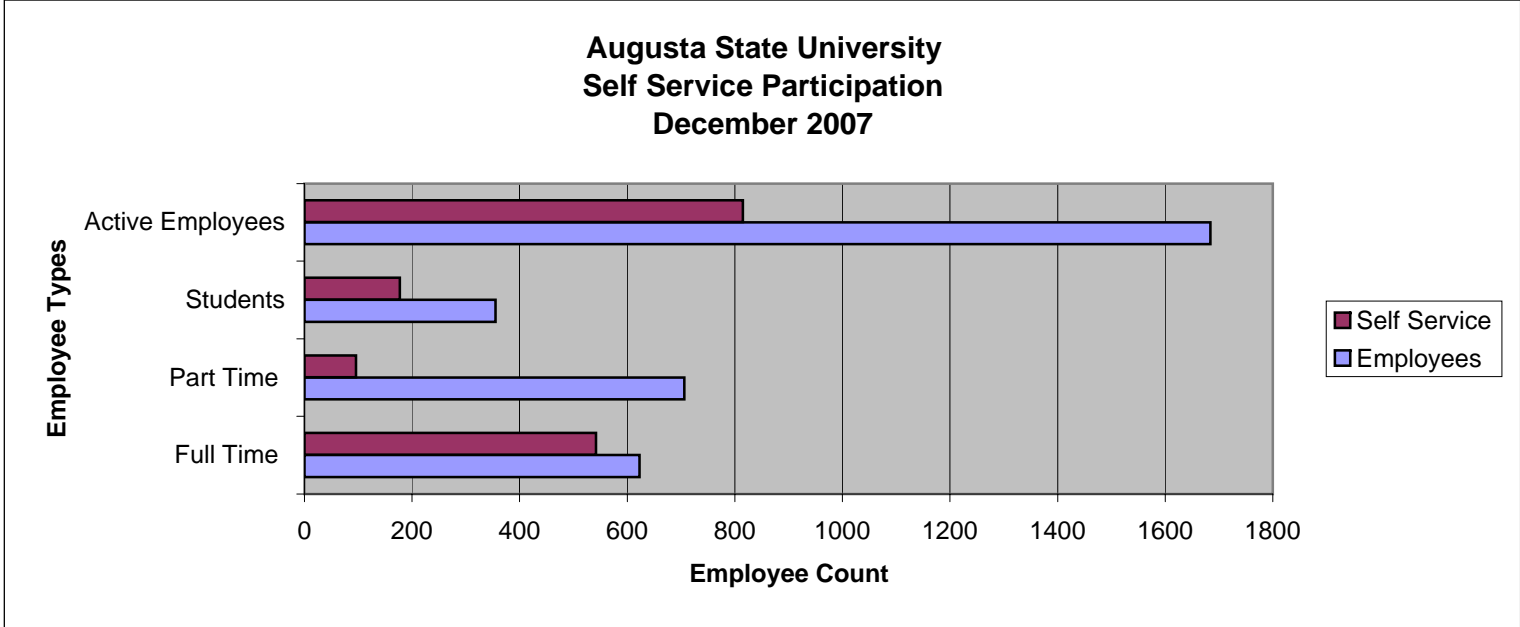


Albany State University	Employees	Self Service	%
Full Time	529	407	77%
Part Time	32	7	22%
Students	507	61	12%
Active Employees	1068	475	44%

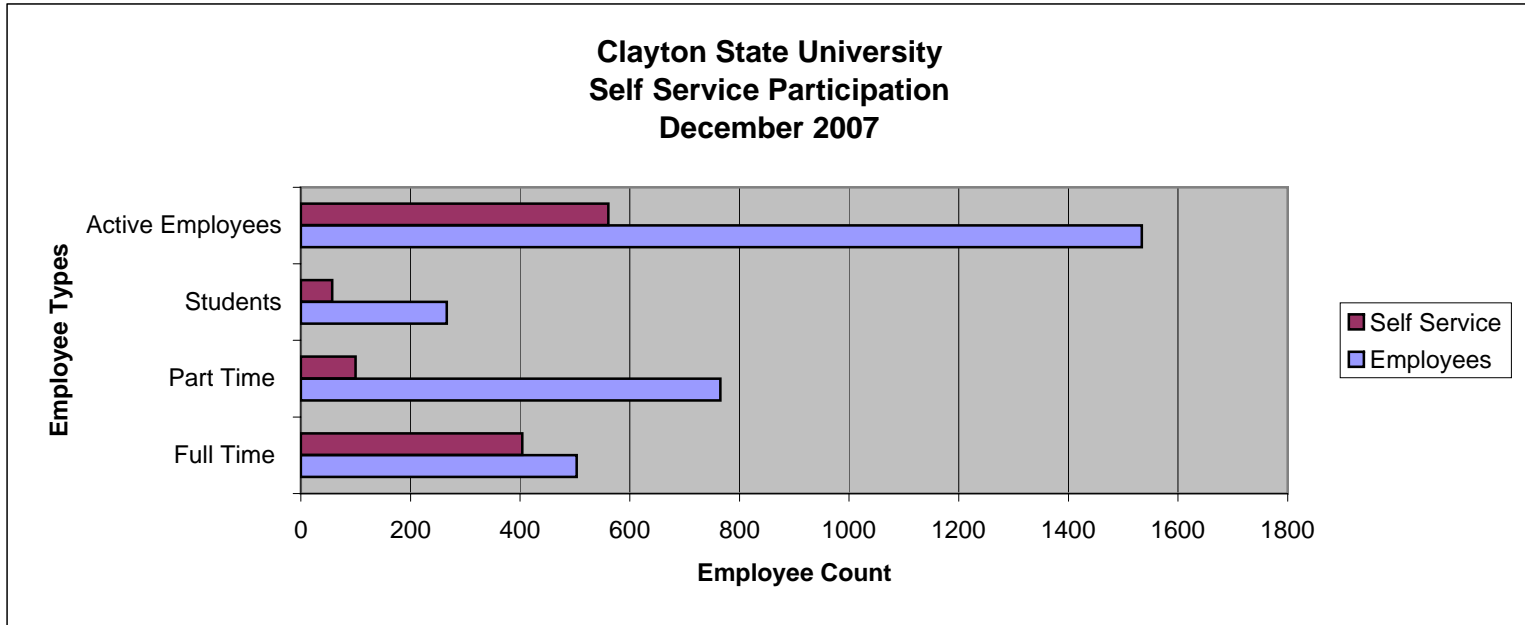
**Armstrong Atlantic State University
Self Service Participation
December 2007**



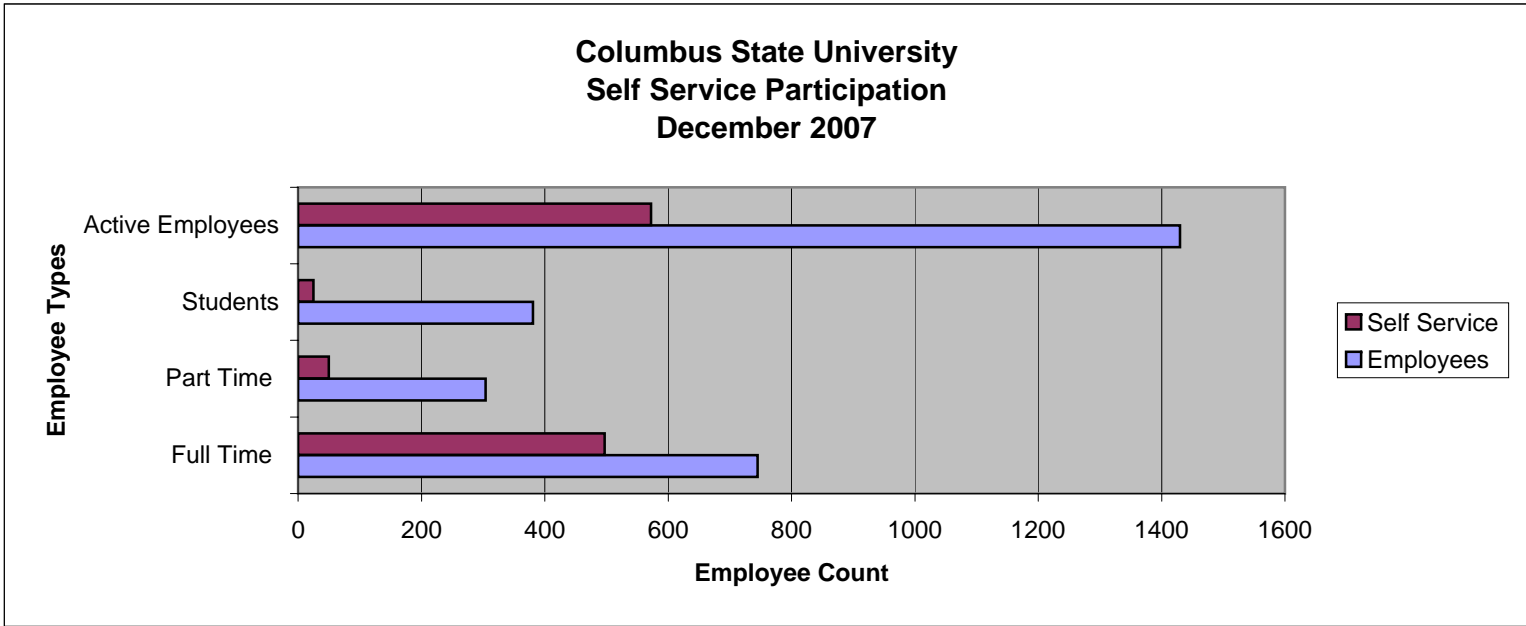
Armstrong Atlantic State Univ	Employees	Self Service	%
Full Time	622	282	45%
Part Time	580	8	1%
Students	456	3	1%
Active Employees	1658	293	18%



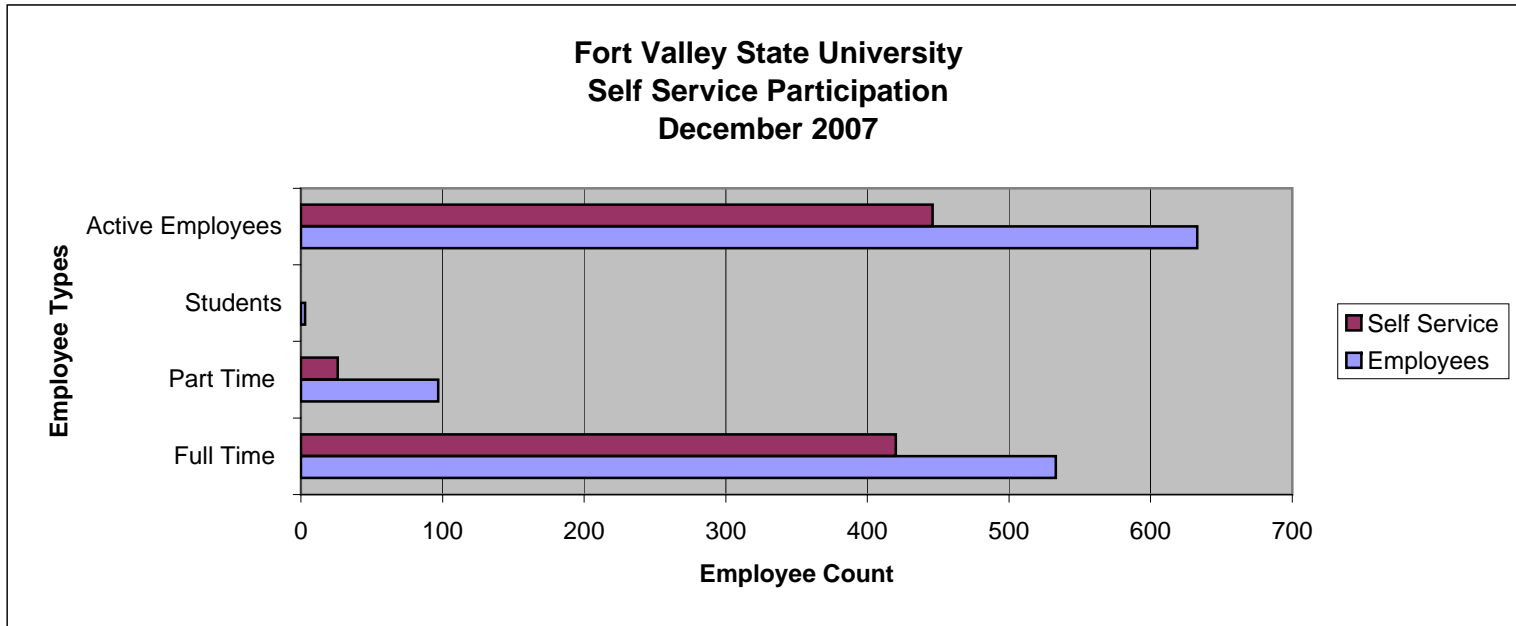
December State University	Employees	Self Service	%
Full Time	623	542	87%
Part Time	706	96	14%
Students	355	177	50%
Active Employees	1684	815	48%



Clayton State University	Employees	Self Service	%
Full Time	503	404	80%
Part Time	765	100	13%
Students	266	57	21%
Active Employees	1534	561	37%

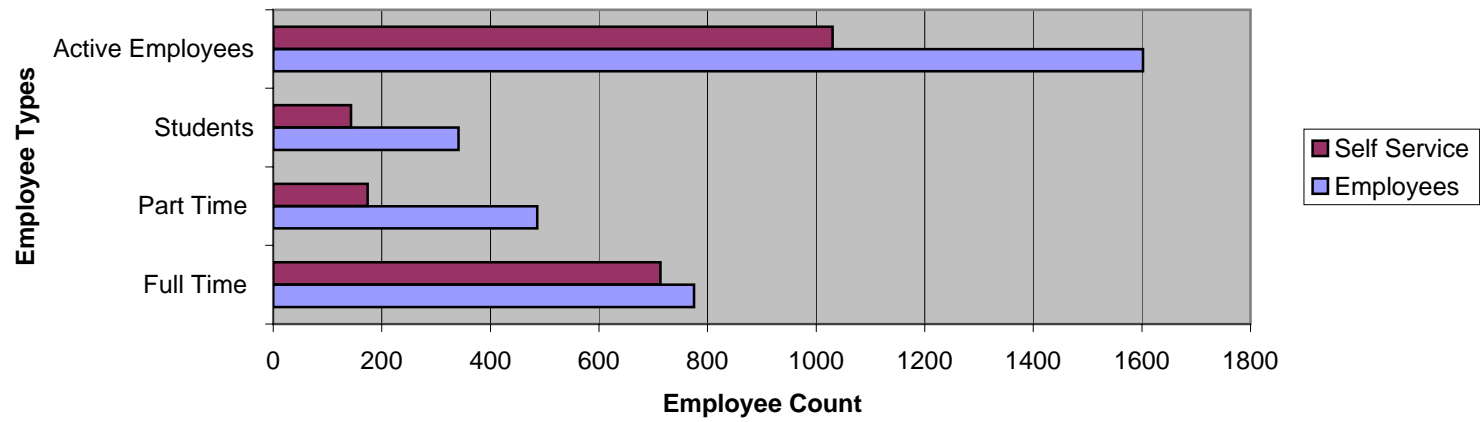


Columbus State University	Employees	Self Service	%
Full Time	745	497	67%
Part Time	304	50	16%
Students	381	25	7%
Active Employees	1430	572	40%



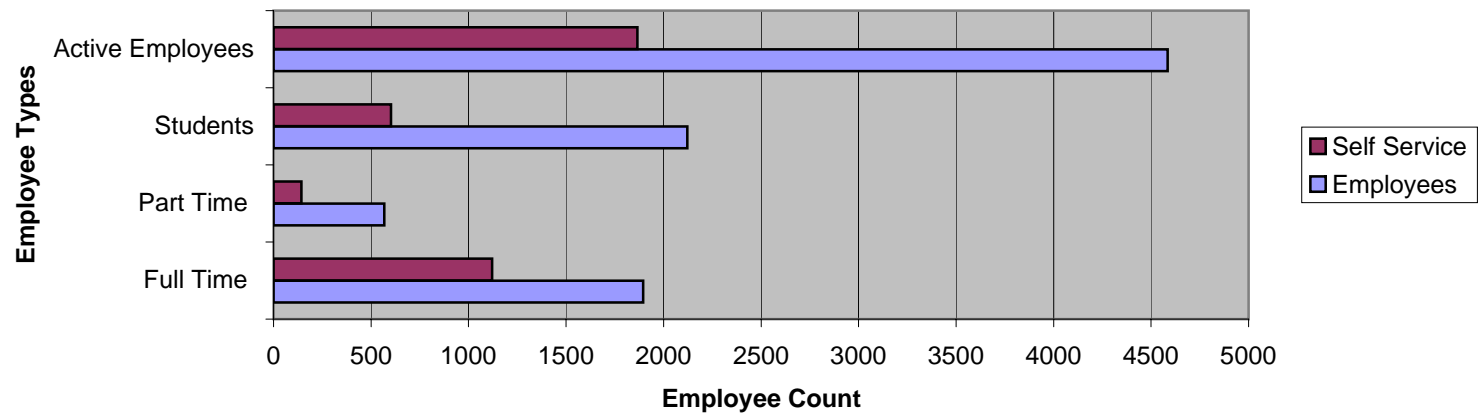
Fort Valley State University	Employees	Self Service	%
Full Time	533	420	79%
Part Time	97	26	27%
Students	3	0	0%
Active Employees	633	446	70%

**Georgia College & State University
Self Service Participation
December 2007**

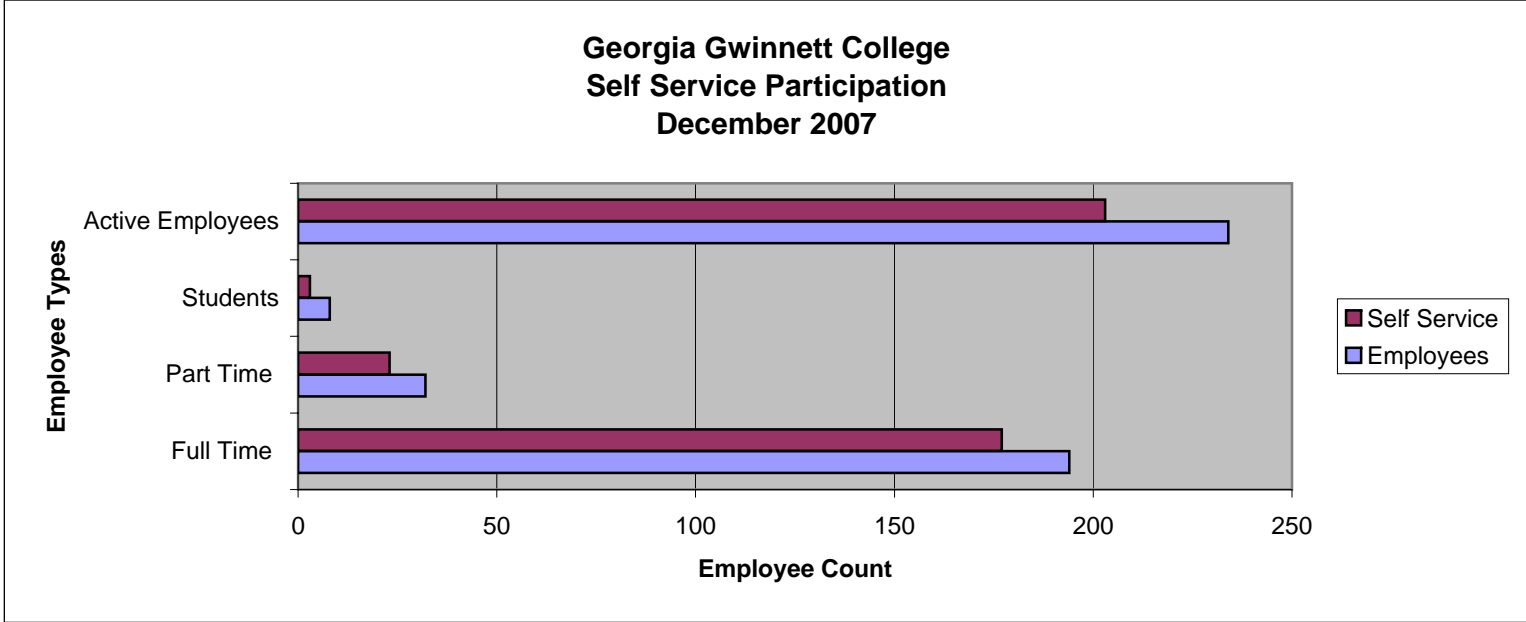


Georgia College & State Univ	Employees	Self Service	%
Full Time	775	713	92%
Part Time	486	174	36%
Students	341	143	42%
Active Employees	1602	1030	64%

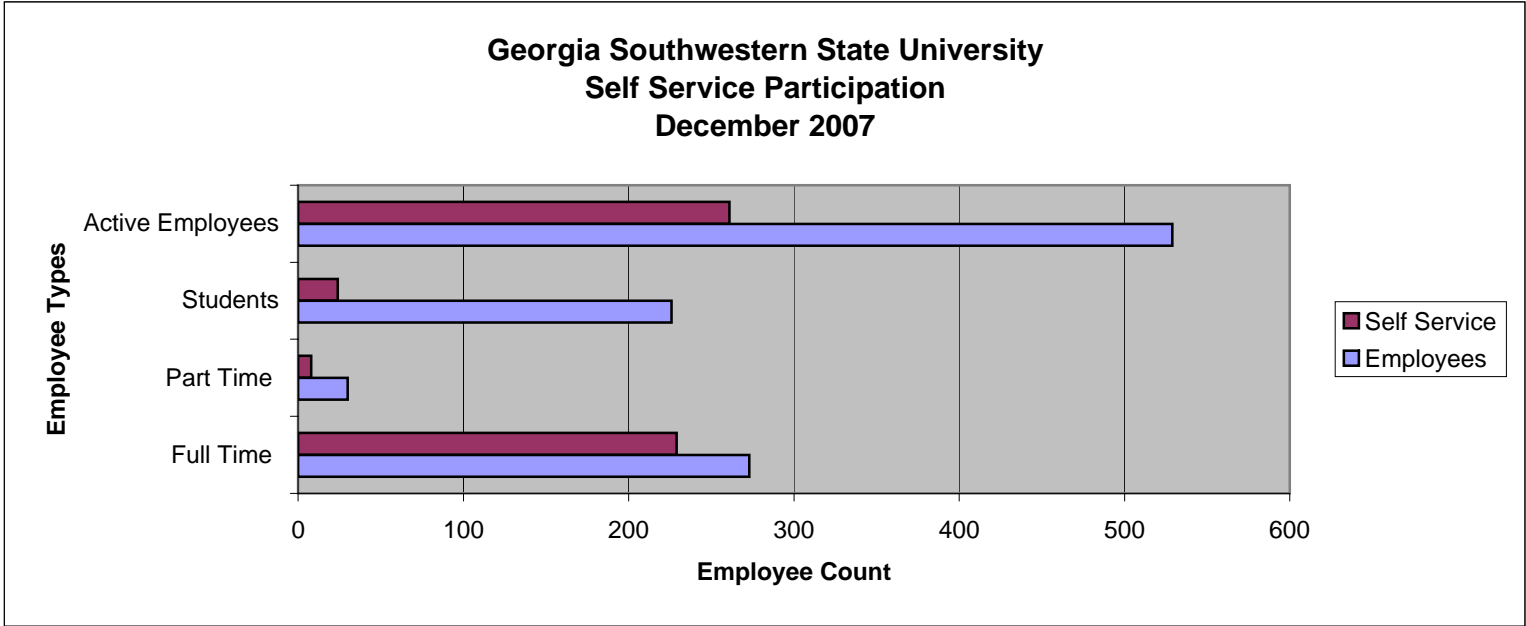
**Georgia Southern University
Self Service Participation
December 2007**



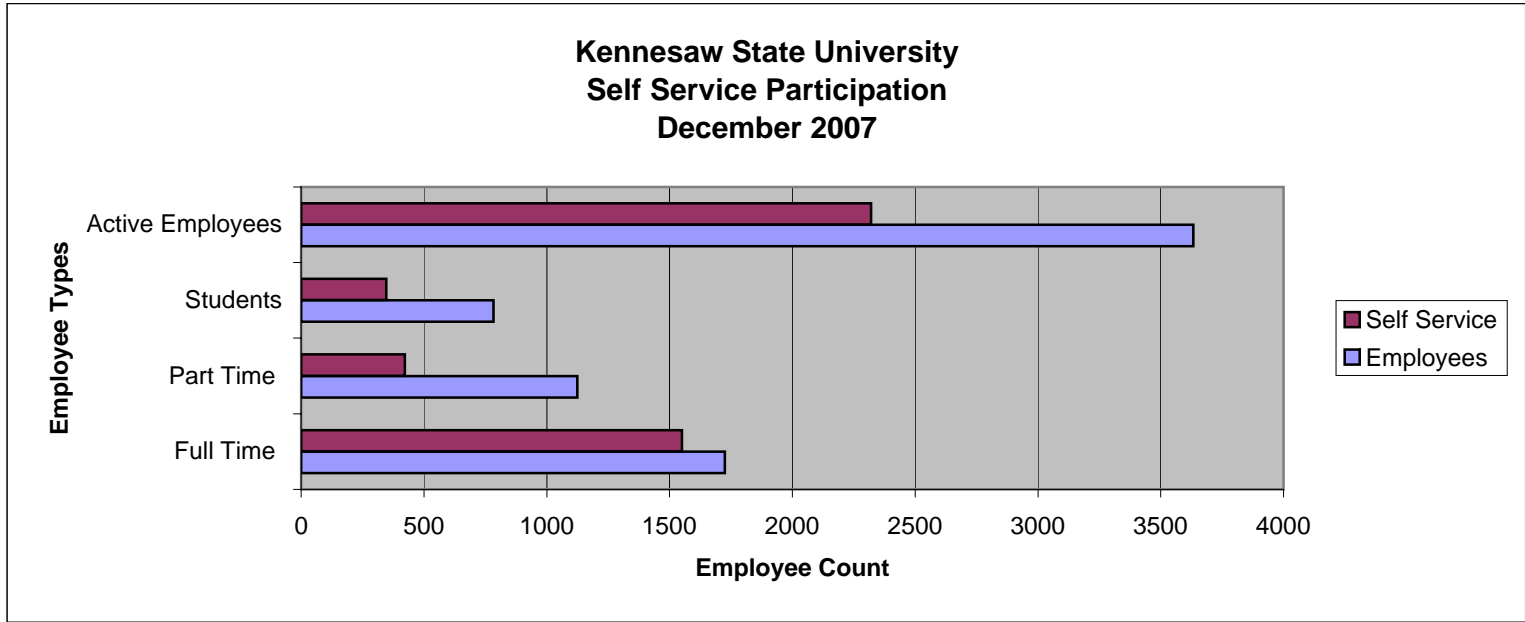
Georgia Southern University	Employees	Self Service	%
Full Time	1895	1121	59%
Part Time	568	142	25%
Students	2122	602	28%
Active Employees	4585	1865	41%



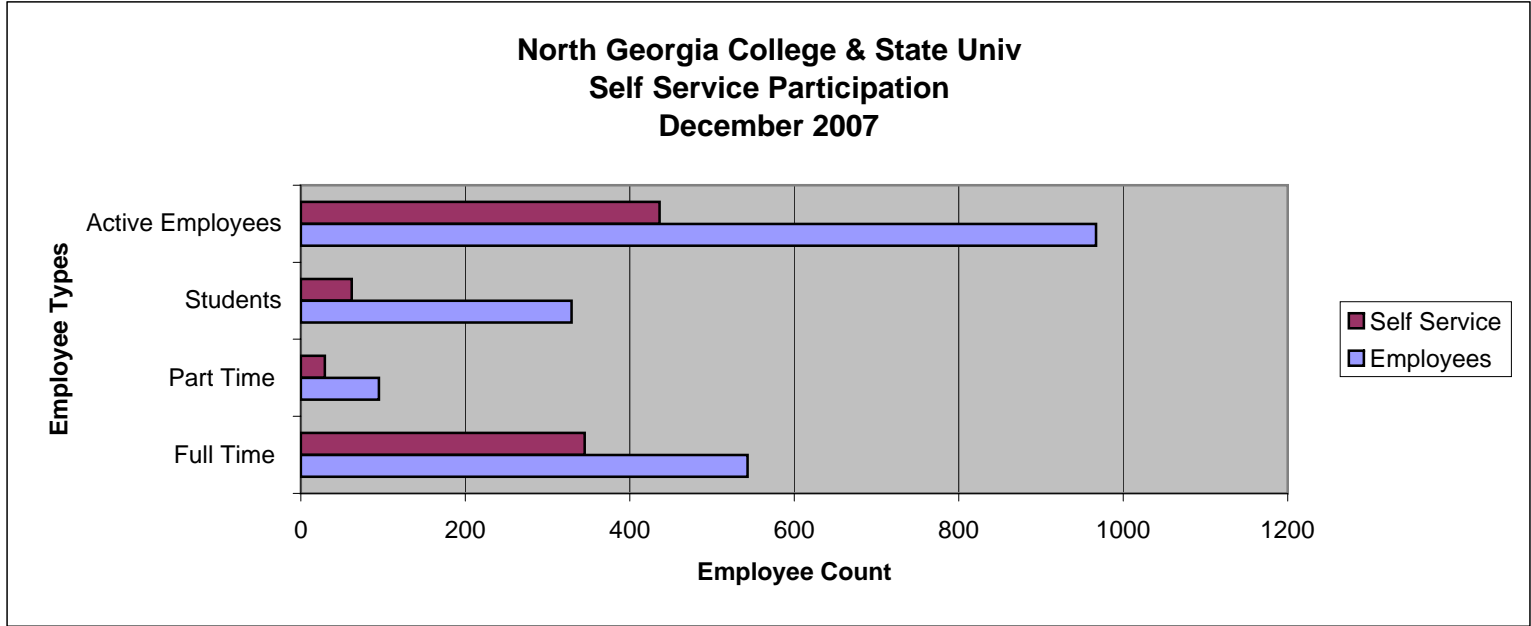
Georgia Gwinnett College	Employees	Self Service	%
Full Time	194	177	91%
Part Time	32	23	72%
Students	8	3	38%
Active Employees	234	203	87%



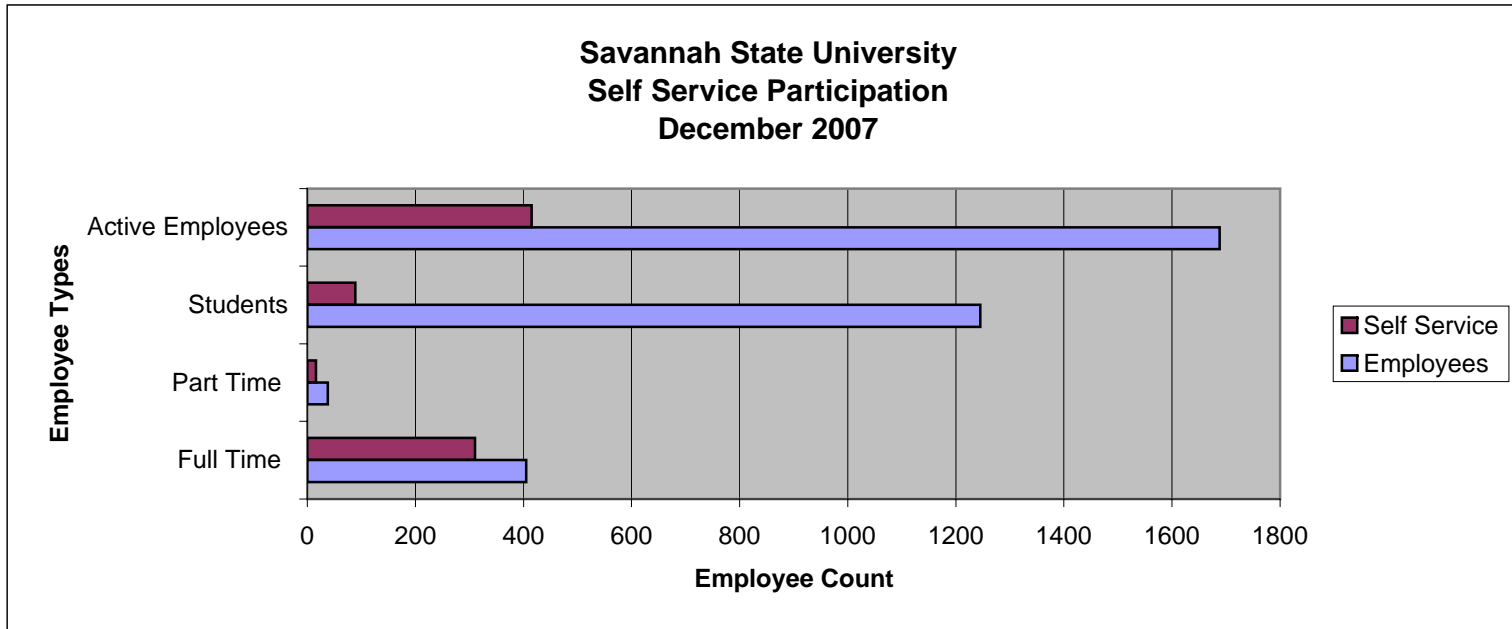
Ga Southwestern State Univ	Employees	Self Service	%
Full Time	273	229	84%
Part Time	30	8	27%
Students	226	24	11%
Active Employees	529	261	49%



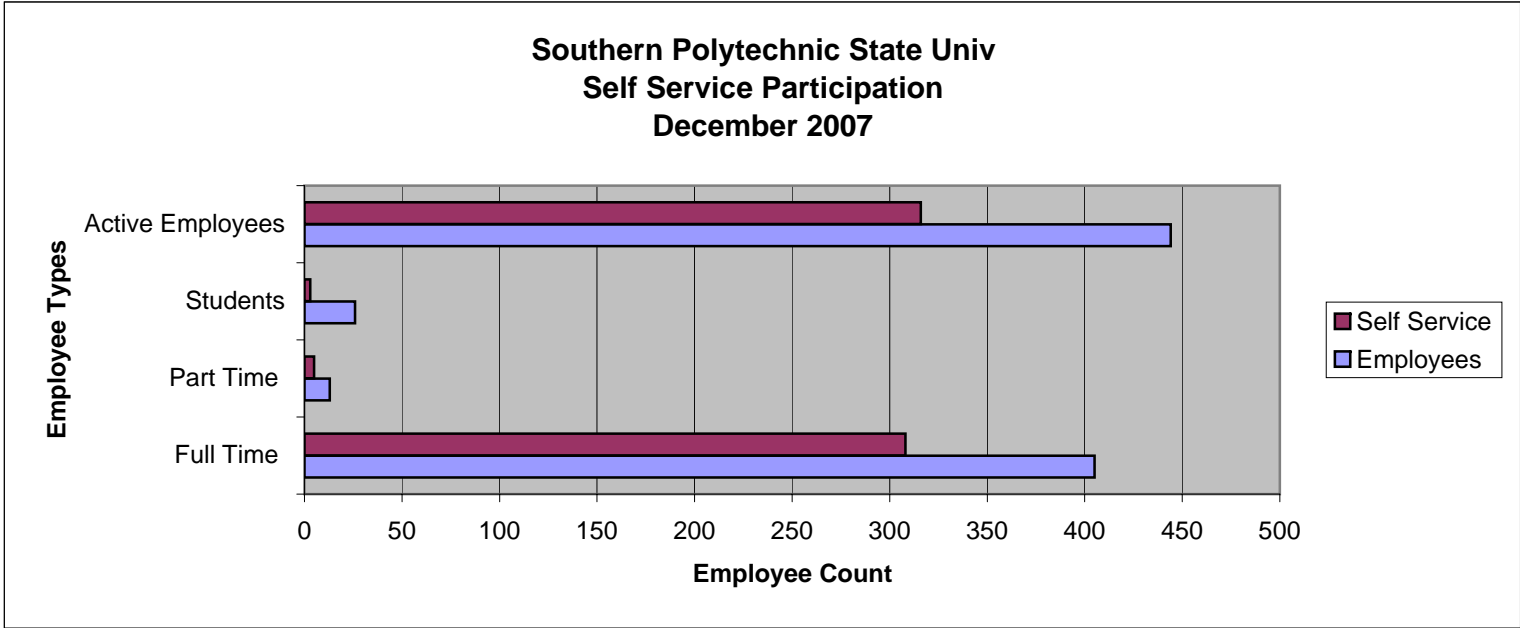
Kennesaw State University	Employees	Self Service	%
Full Time	1725	1551	90%
Part Time	1124	422	38%
Students	783	347	44%
Active Employees	3632	2320	64%



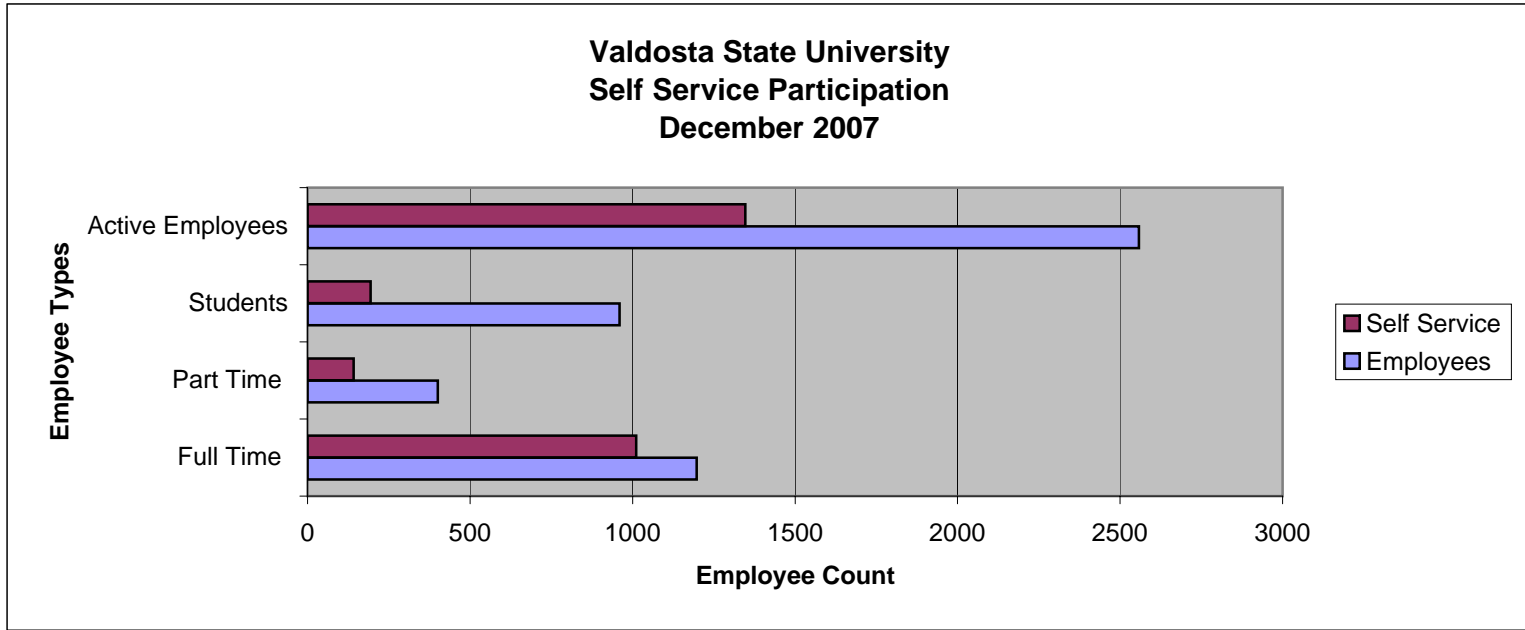
North GA College & State Univ	Employees	Self Service	%
Full Time	543	345	64%
Part Time	95	29	31%
Students	329	62	19%
Active Employees	967	436	45%



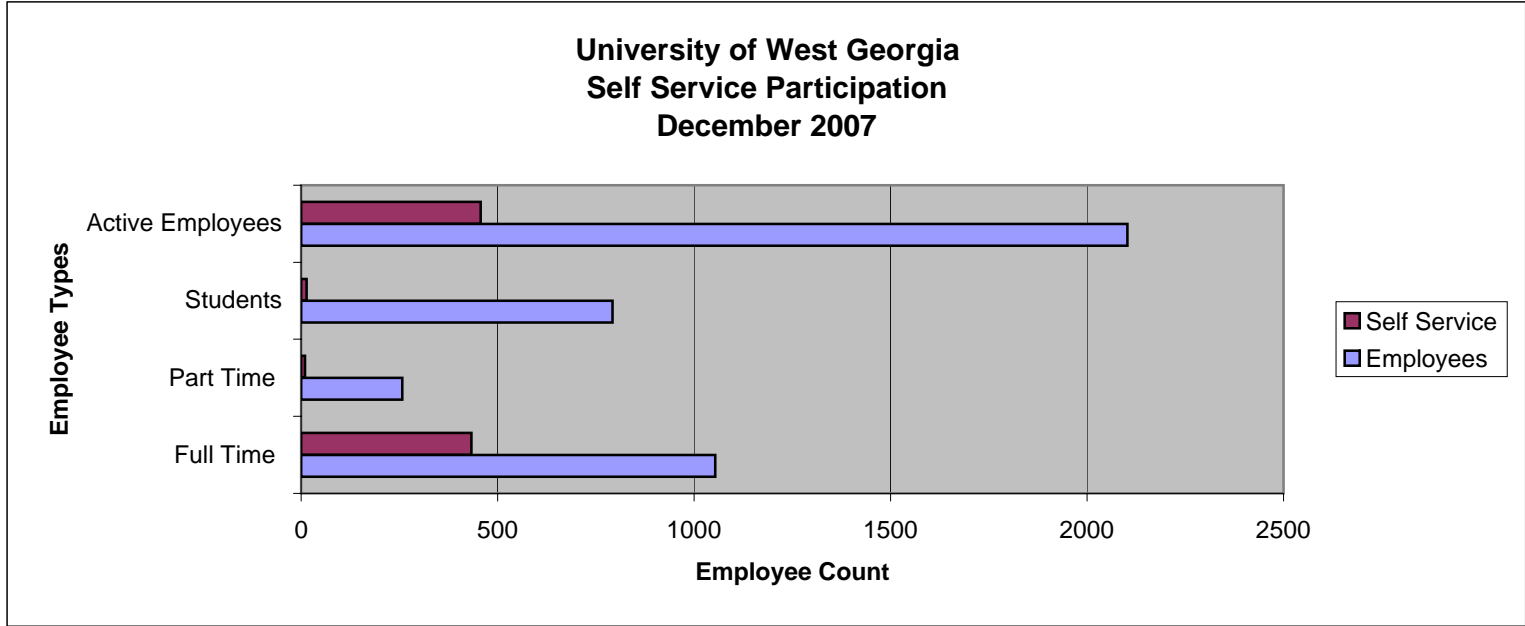
Savannah State University	Employees	Self Service	%
Full Time	405	310	77%
Part Time	38	16	42%
Students	1245	89	7%
Active Employees	1688	415	25%



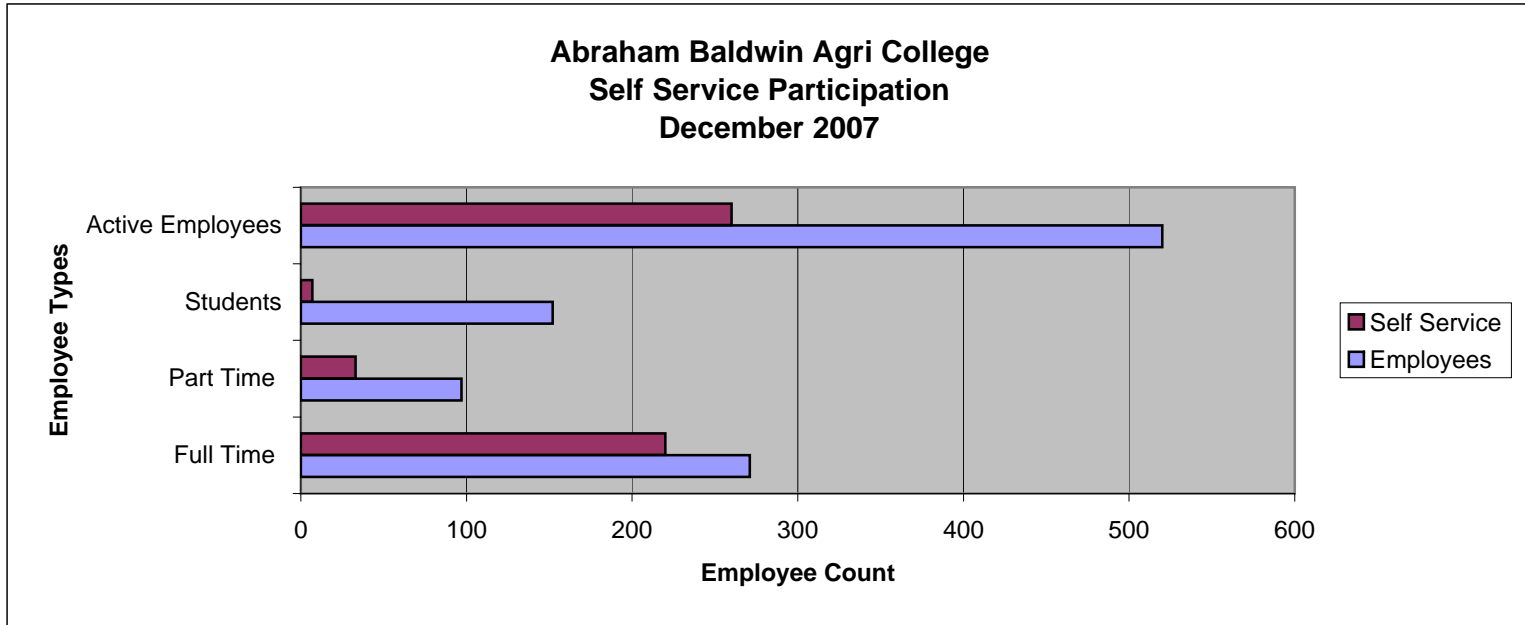
Southern Polytechnic State Univ	Employees	Self Service	%
Full Time	405	308	76%
Part Time	13	5	38%
Students	26	3	12%
Active Employees	444	316	71%



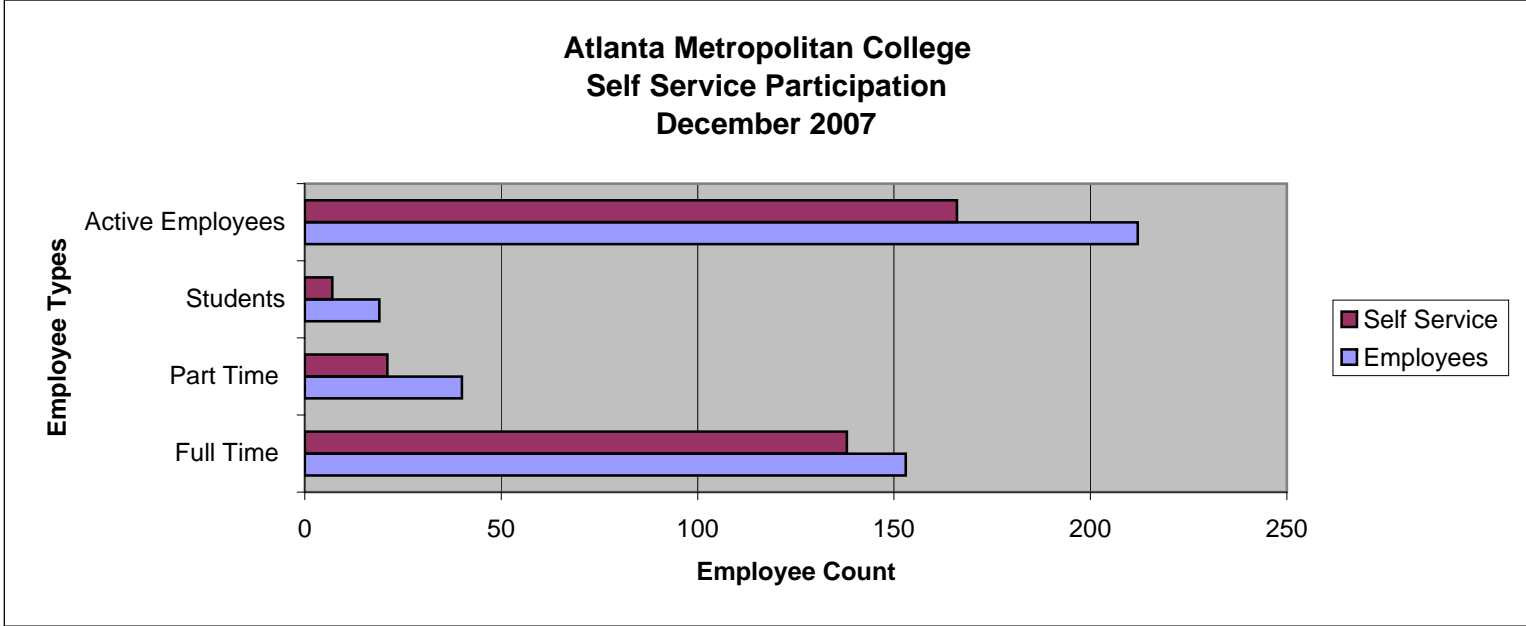
Valdosta State University	Employees	Self Service	%
Full Time	1197	1011	84%
Part Time	401	142	35%
Students	960	194	20%
Active Employees	2558	1347	53%



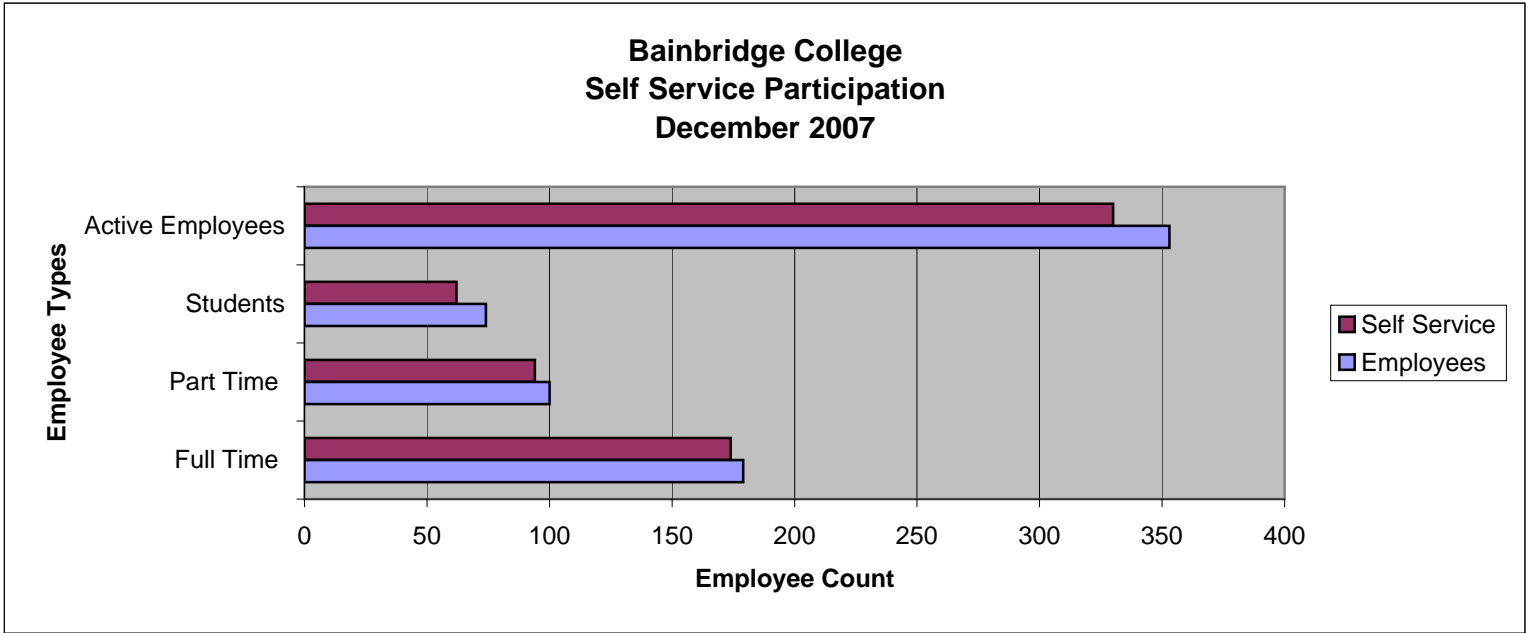
University of West Georgia	Employees	Self Service	%
Full Time	1054	433	41%
Part Time	257	10	4%
Students	792	14	2%
Active Employees	2103	457	22%



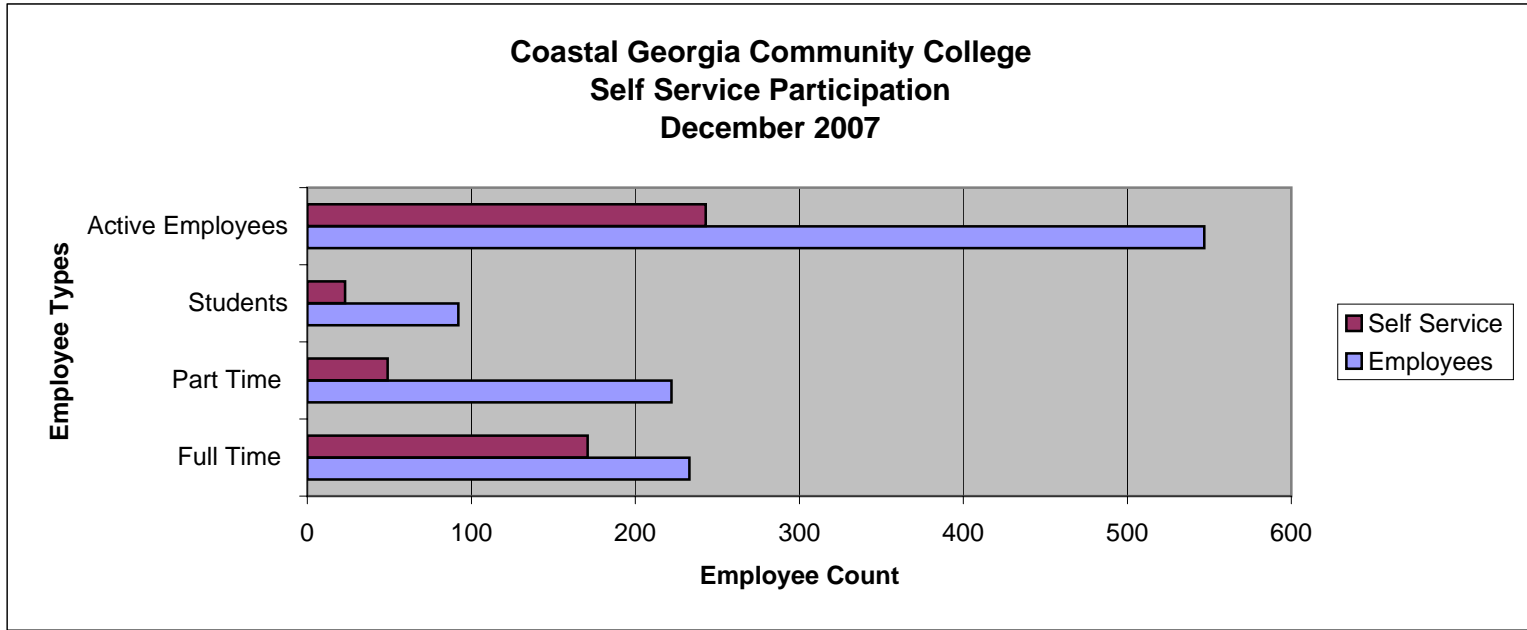
Abraham Baldwin Agri. College	Employees	Self Service	%
Full Time	271	220	81%
Part Time	97	33	34%
Students	152	7	5%
Active Employees	520	260	50%



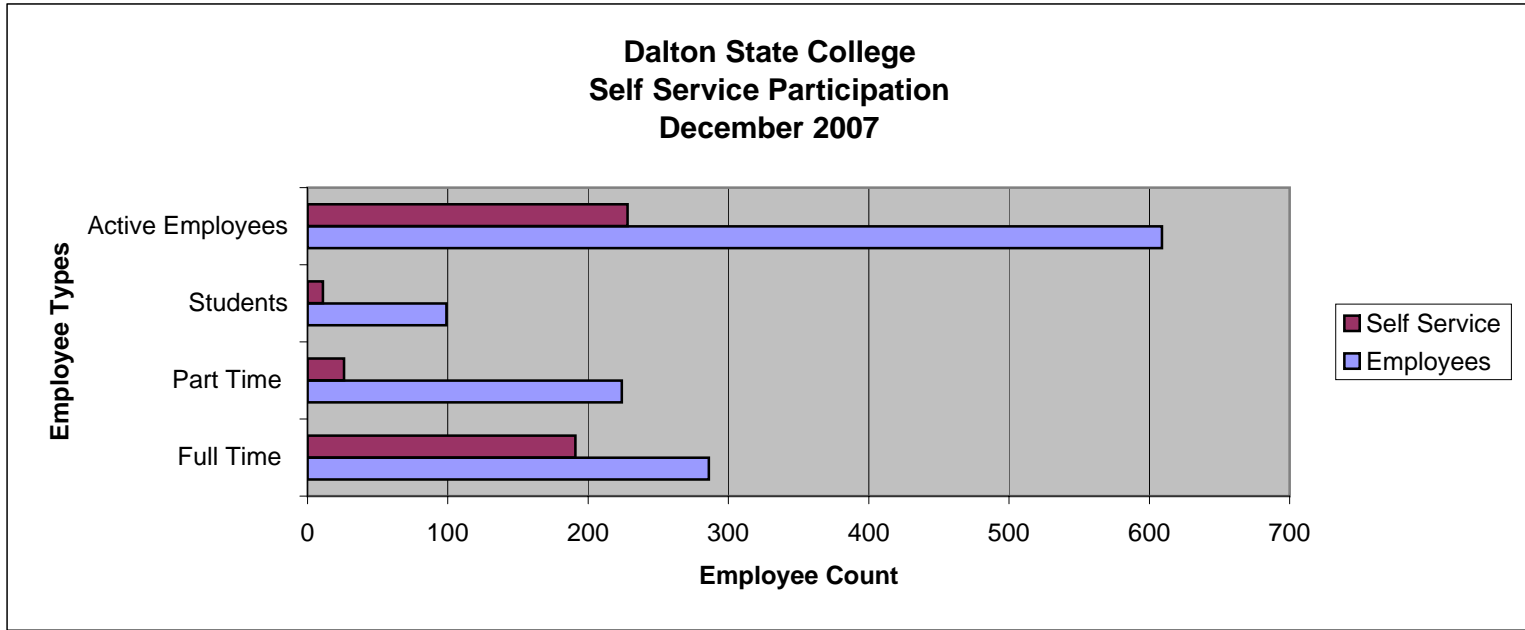
Atlanta Metropolitan College	Employees	Self Service	%
Full Time	153	138	90%
Part Time	40	21	53%
Students	19	7	37%
Active Employees	212	166	78%



Bainbridge College	Employees	Self Service	%
Full Time	179	174	97%
Part Time	100	94	94%
Students	74	62	84%
Active Employees	353	330	93%

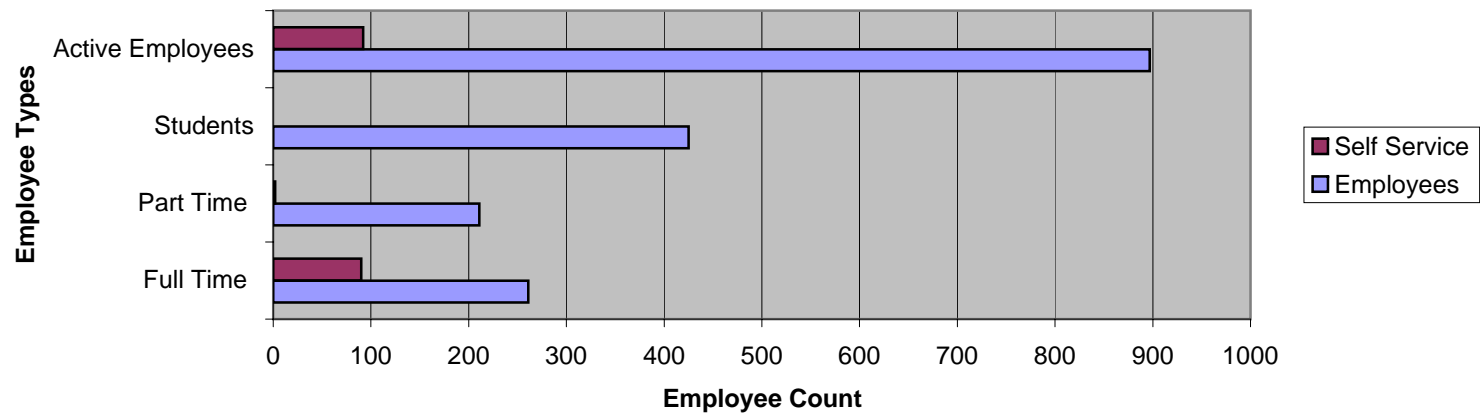


Coastal GA Community College	Employees	Self Service	%
Full Time	233	171	73%
Part Time	222	49	22%
Students	92	23	25%
Active Employees	547	243	44%

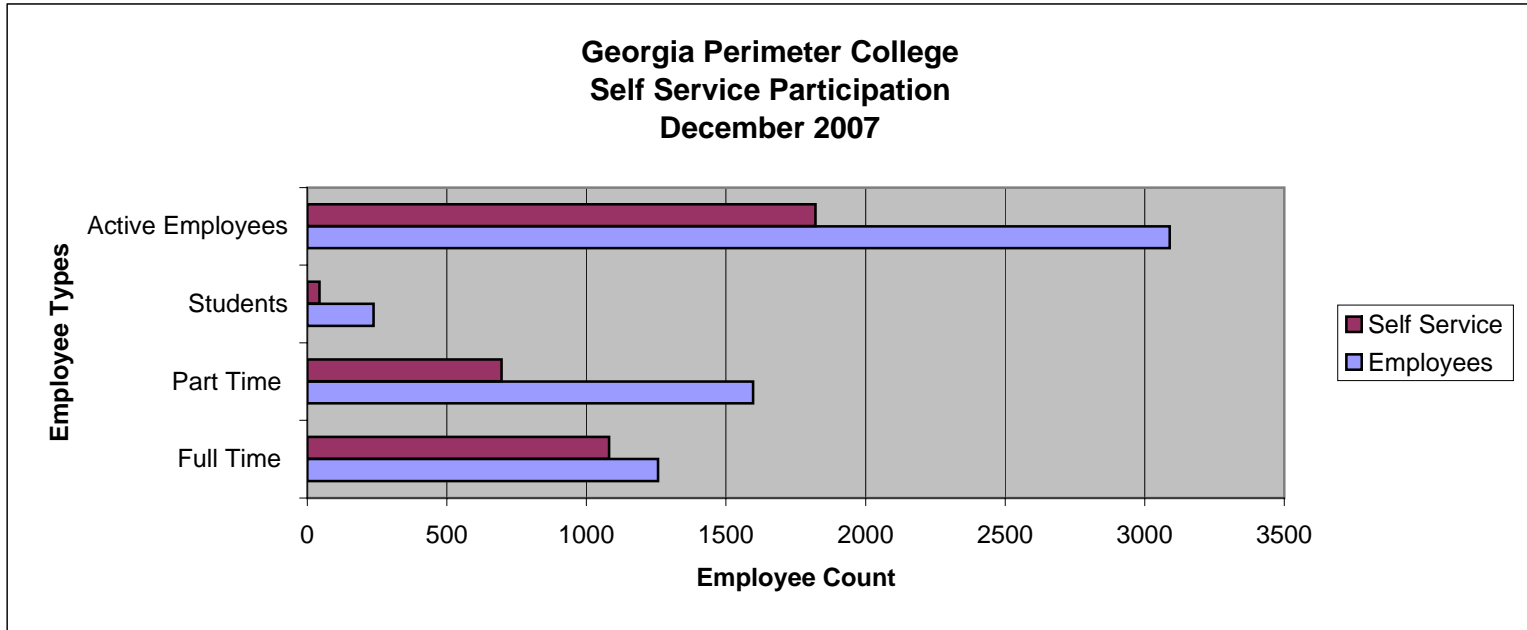


Dalton State College	Employees	Self Service	%
Full Time	286	191	67%
Part Time	224	26	12%
Students	99	11	11%
Active Employees	609	228	37%

**Darton College
Self Service Participation
December 2007**

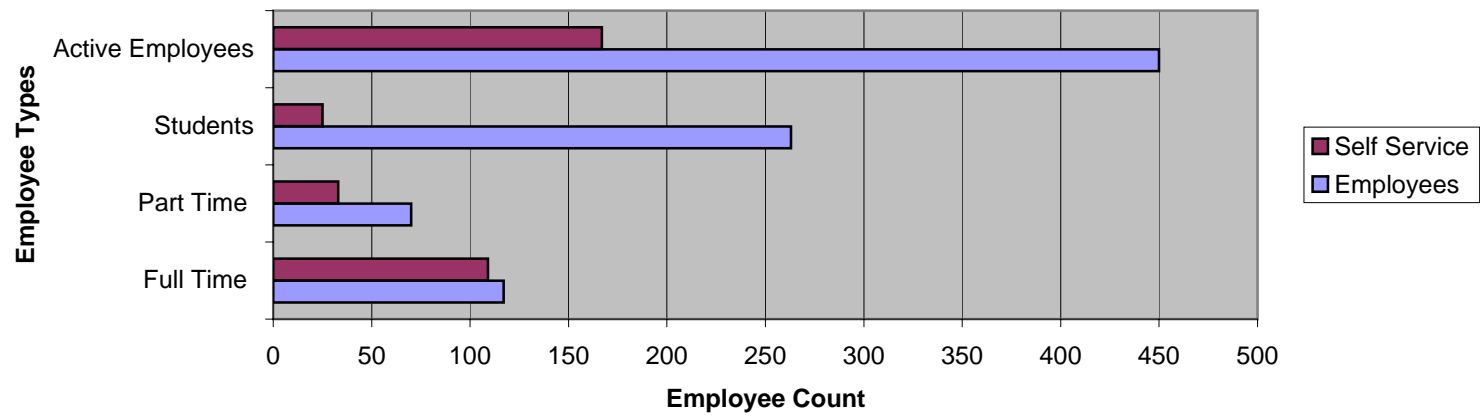


Darton College	Employees	Self Service	%
Full Time	261	90	34%
Part Time	211	2	1%
Students	425	0	0%
Active Employees	897	92	10%

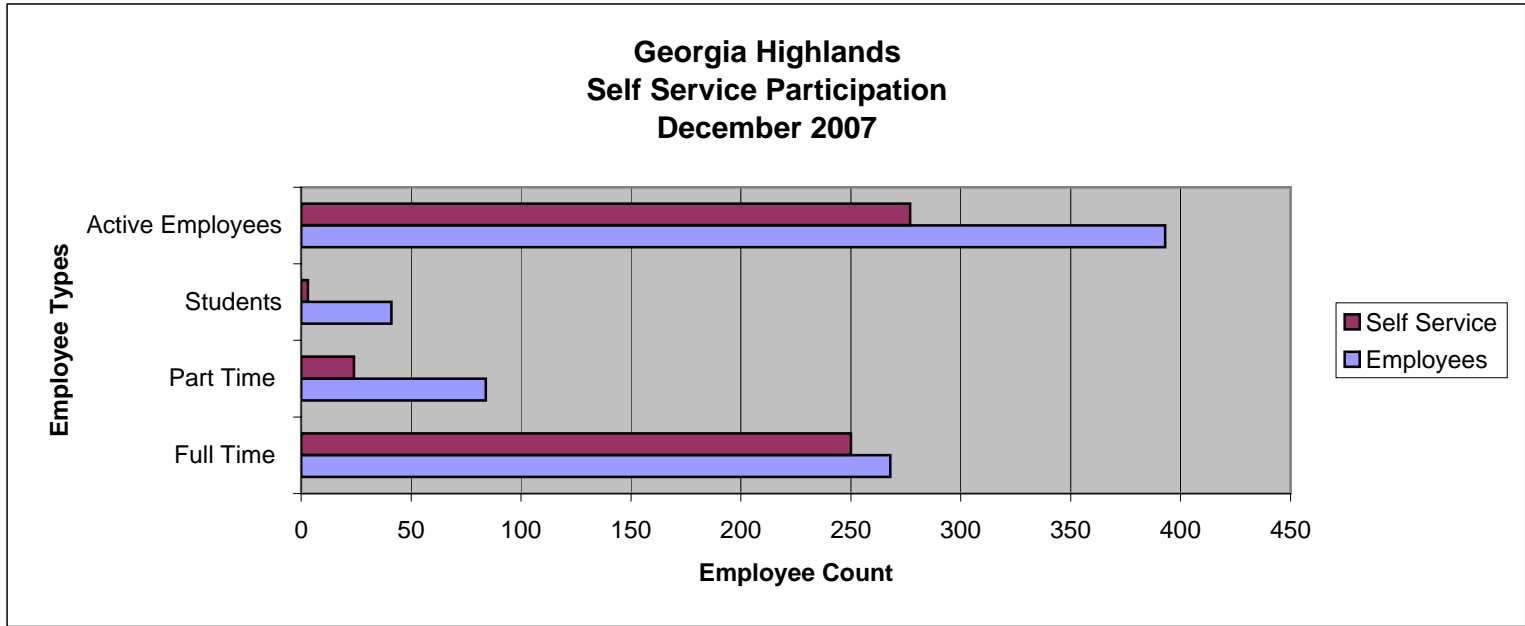


Georgia Perimeter College	Employees	Self Service	%
Full Time	1256	1081	86%
Part Time	1597	696	44%
Students	237	44	19%
Active Employees	3090	1821	59%

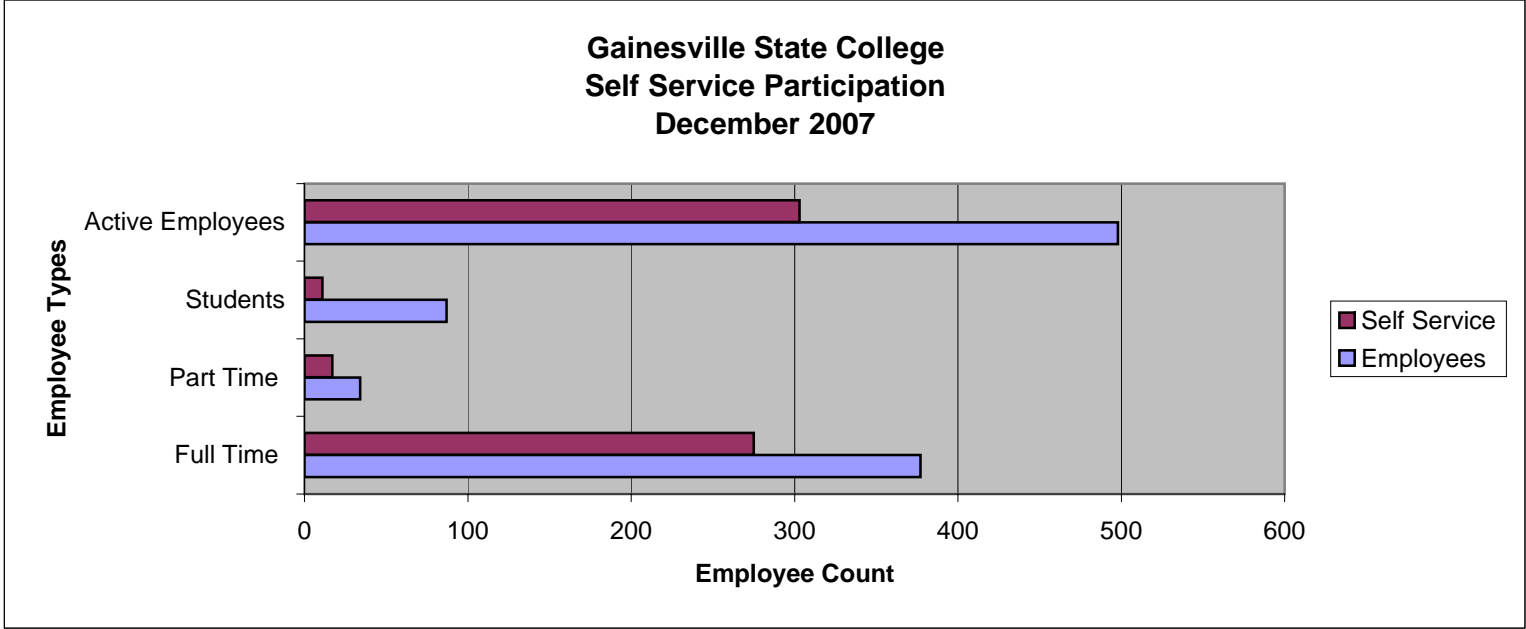
**East Georgia College
Self Service Participation
December 2007**



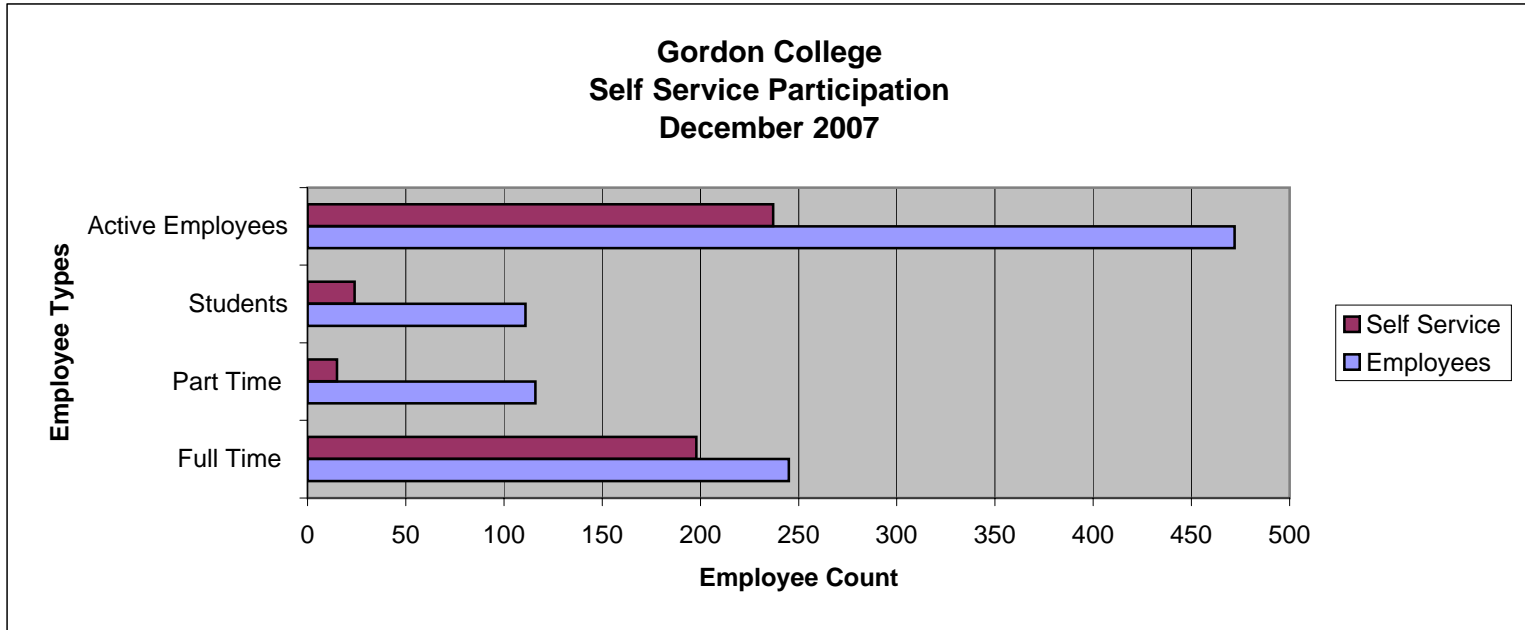
East Georgia College	Employees	Self Service	%
Full Time	117	109	93%
Part Time	70	33	47%
Students	263	25	10%
Active Employees	450	167	37%



Georgia Highlands	Employees	Self Service	%
Full Time	268	250	93%
Part Time	84	24	29%
Students	41	3	7%
Active Employees	393	277	70%

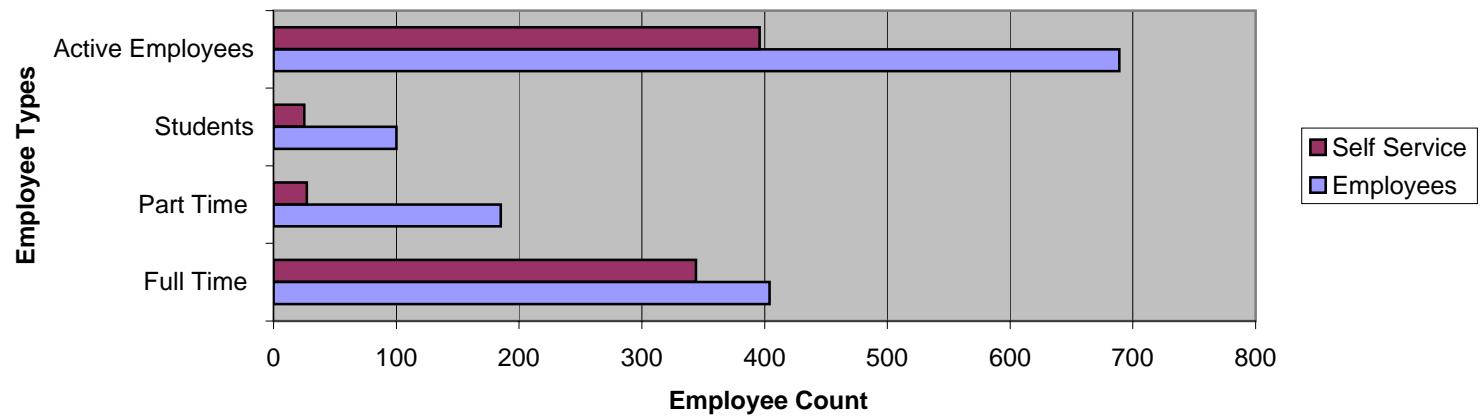


Gainesville State College	Employees	Self Service	%
Full Time	377	275	73%
Part Time	34	17	50%
Students	87	11	13%
Active Employees	498	303	61%

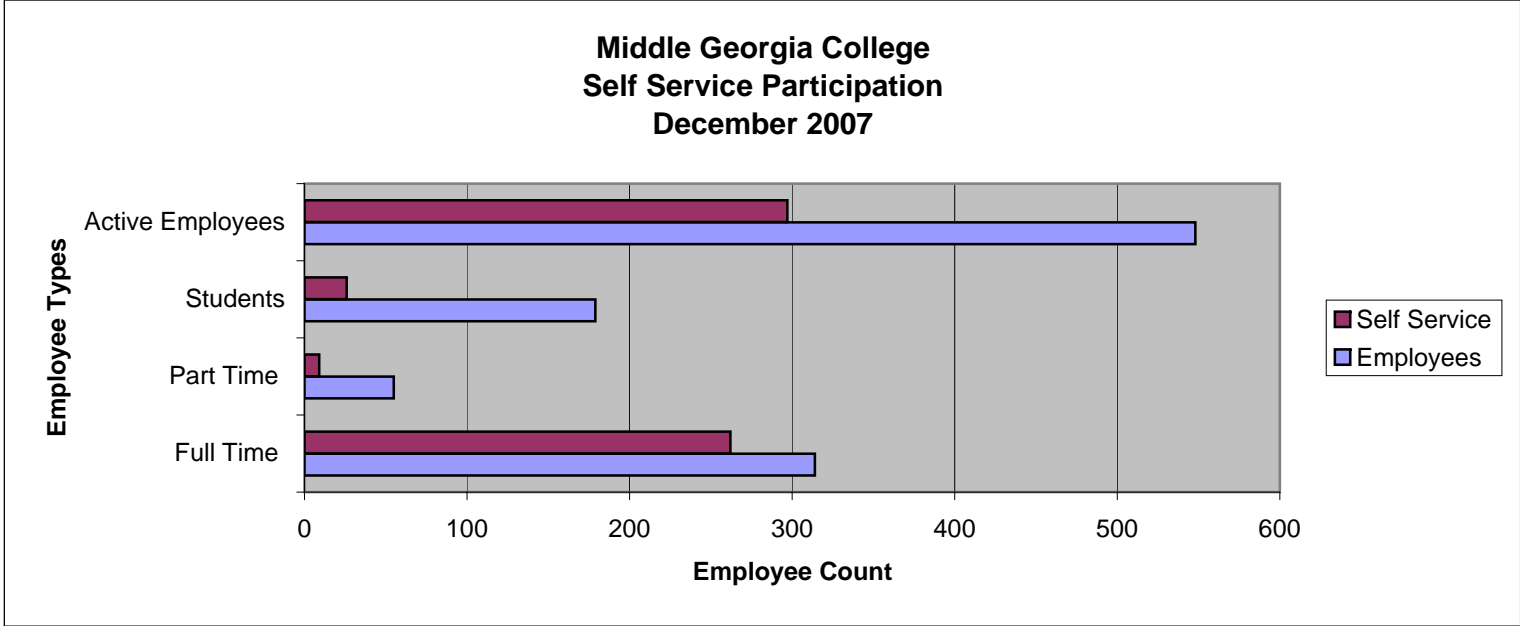


Gordon College	Employees	Self Service	%
Full Time	245	198	81%
Part Time	116	15	13%
Students	111	24	22%
Active Employees	472	237	50%

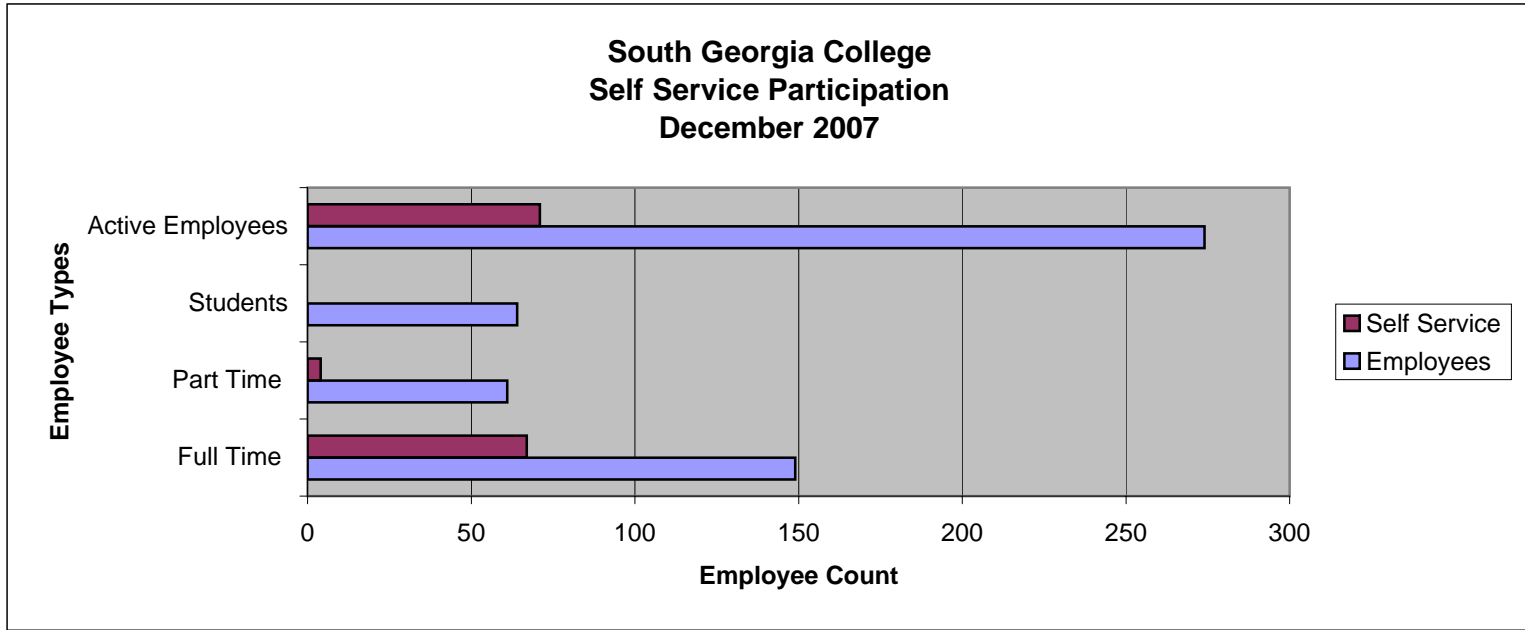
**Macon State College
Self Service Participation
December 2007**



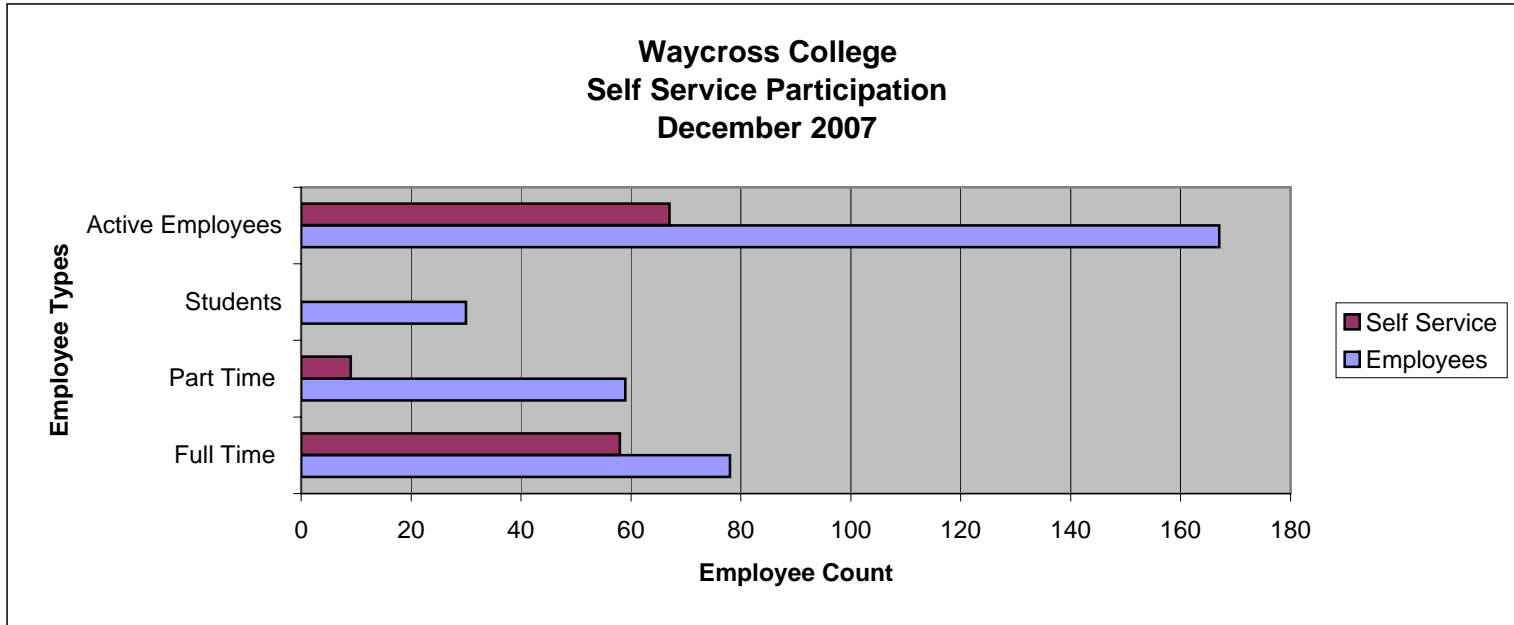
Macon State College	Employees	Self Service	%
Full Time	404	344	85%
Part Time	185	27	15%
Students	100	25	25%
Active Employees	689	396	57%



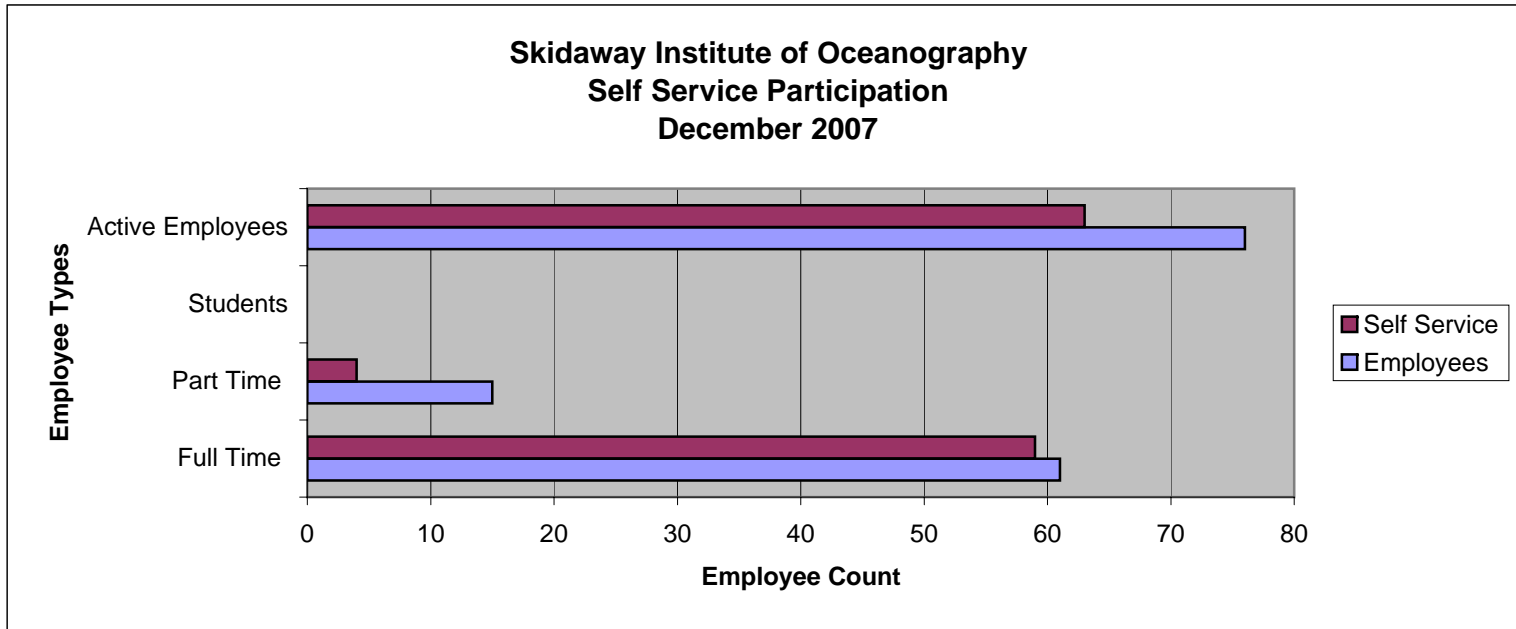
Middle Georgia College	Employees	Self Service	%
Full Time	314	262	83%
Part Time	55	9	16%
Students	179	26	15%
Active Employees	548	297	54%



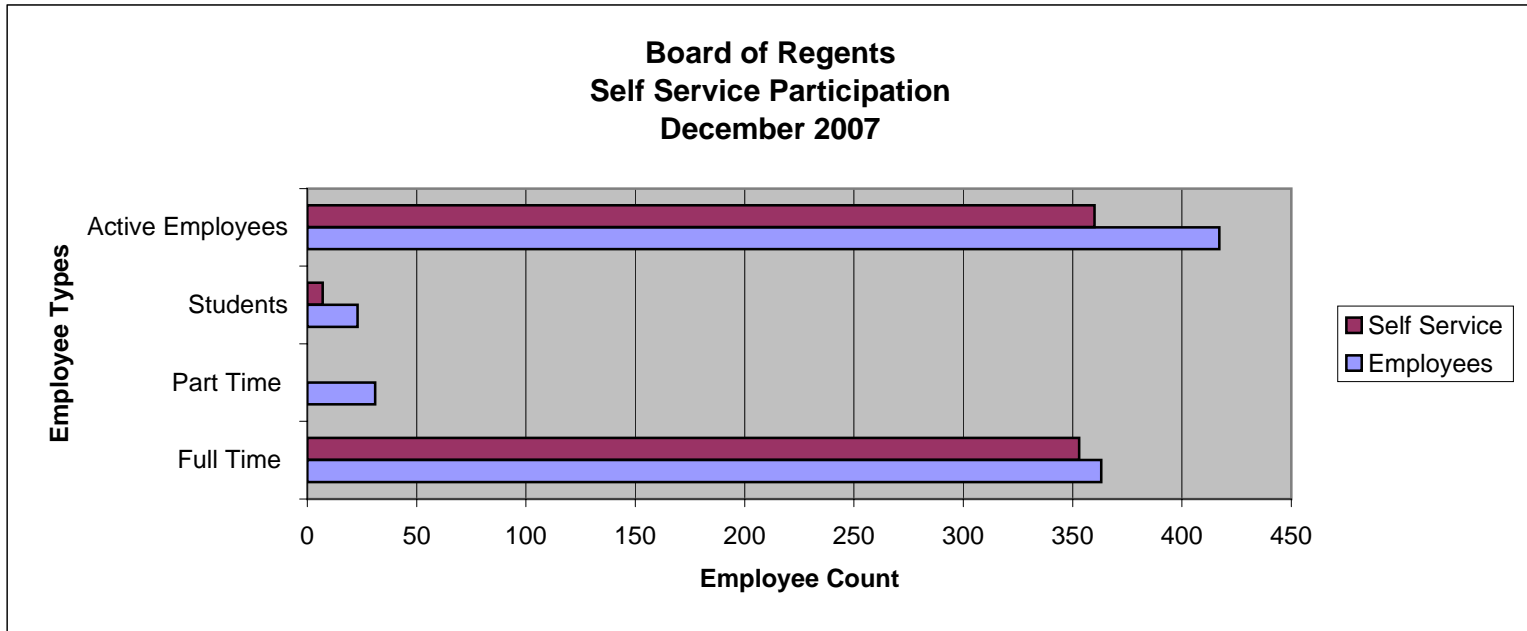
South Georgia College	Employees	Self Service	%
Full Time	149	67	45%
Part Time	61	4	7%
Students	64	0	0%
Active Employees	274	71	26%



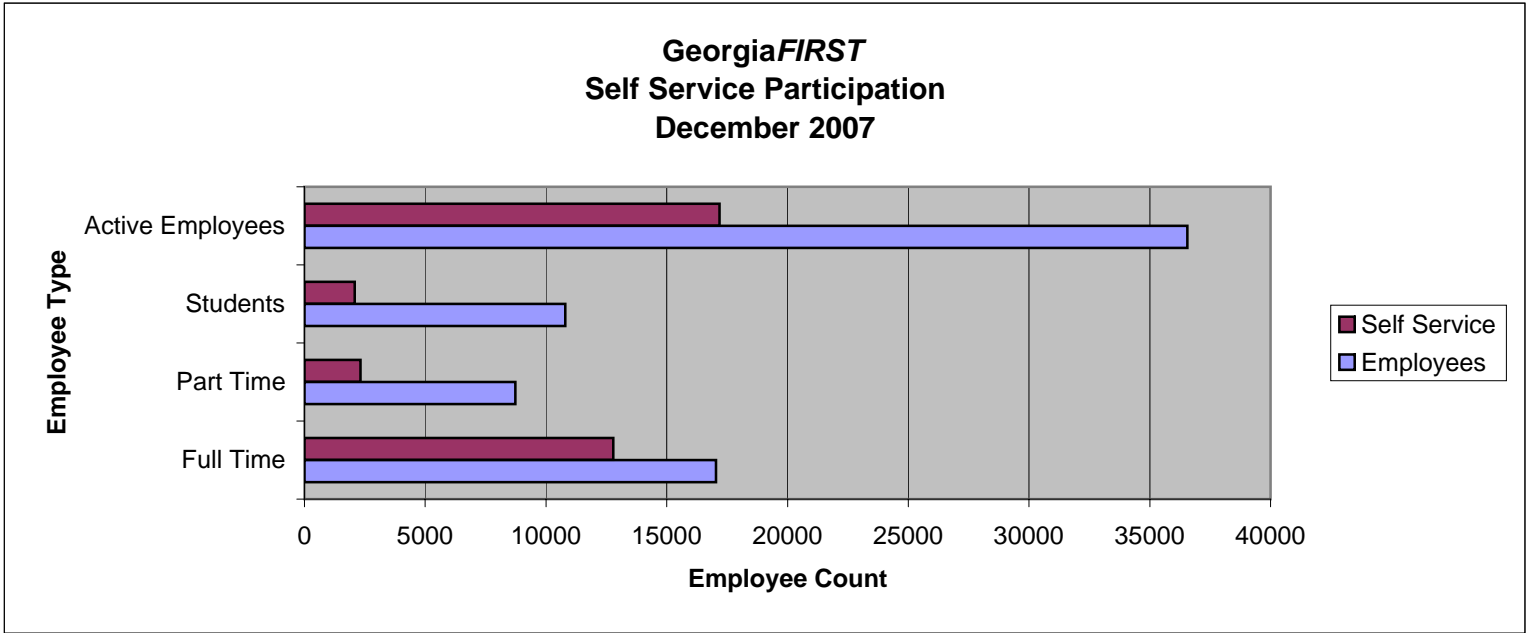
Waycross College	Employees	Self Service	%
Full Time	78	58	74%
Part Time	59	9	15%
Students	30	0	0%
Active Employees	167	67	40%



Skidaway Institute of Oceanography	Employees	Self Service	%
Full Time	61	59	97%
Part Time	15	4	27%
Students	0	0	0%
Active Employees	76	63	83%

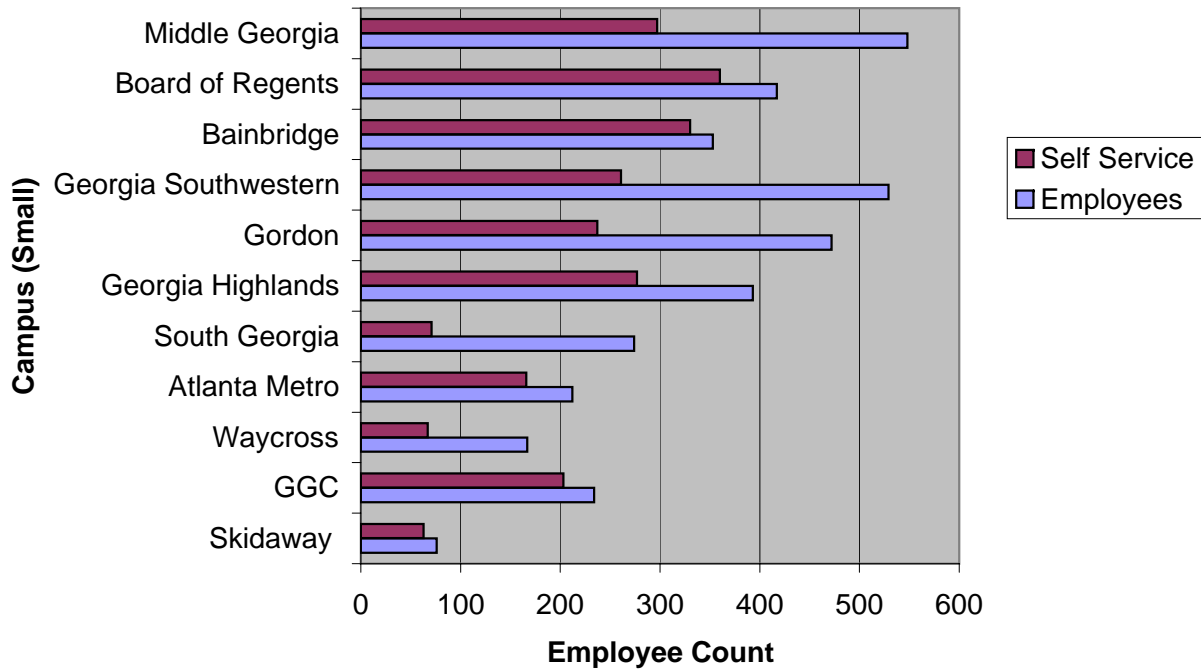


Board of Regents	Employees	Self Service	%
Full Time	363	353	97%
Part Time	31	0	0%
Students	23	7	30%
Active Employees	417	360	86%



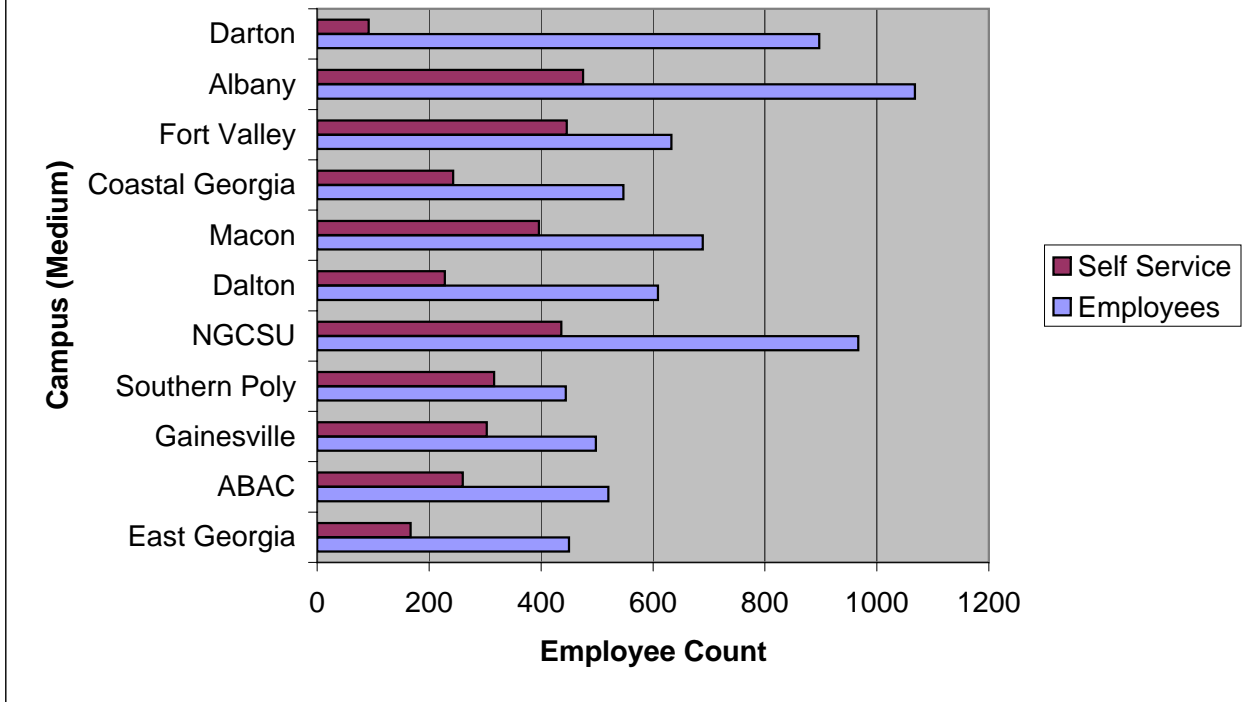
GeorgiaFIRST	Employees	Self Service	%
Full Time	17036	12790	75%
Part Time	8729	2321	27%
Students	10796	2079	19%
Active Employees	36561	17190	47%

Active Employee to Self Service - December 2007



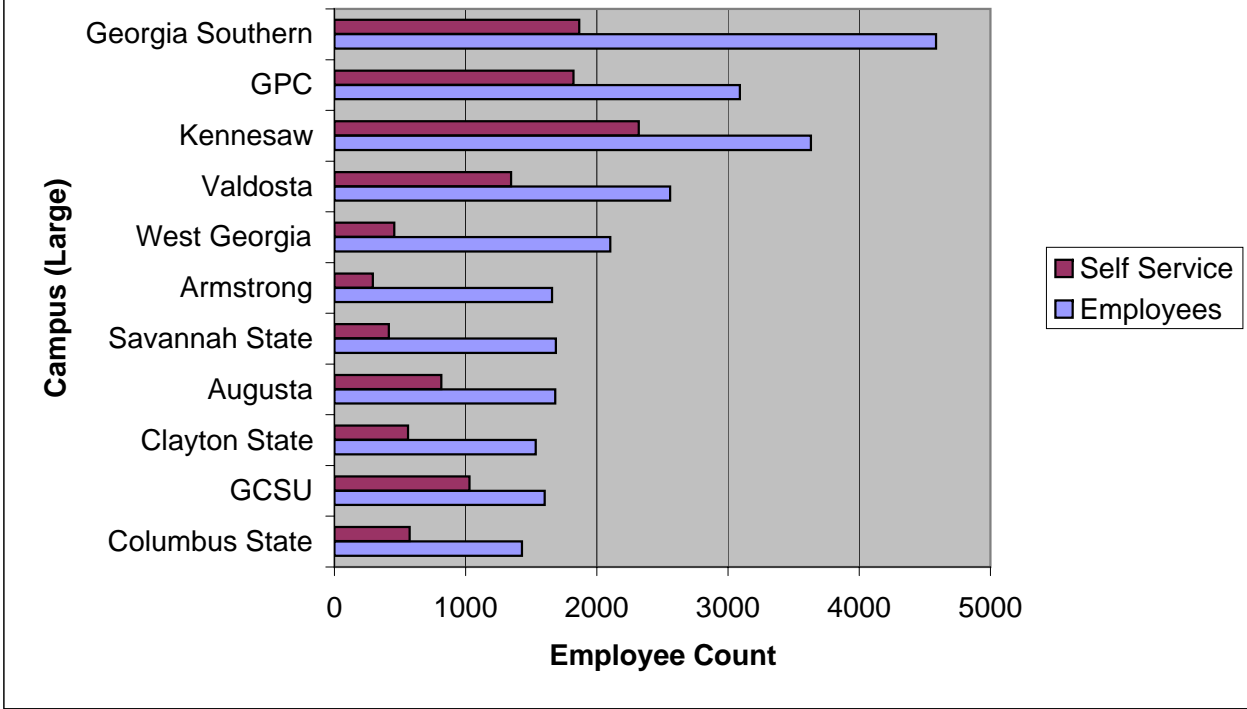
CAMPUS	Employees	Self Service	%
Skidaway	76	63	83%
GGC	234	203	87%
Waycross	167	67	40%
Atlanta Metro	212	166	78%
South Georgia	274	71	26%
Georgia Highlands	393	277	70%
Gordon	472	237	50%
Georgia Southwestern	529	261	49%
Bainbridge	353	330	93%
Board of Regents	417	360	86%
Middle Georgia	548	297	54%

Active Employees to Self Service - December 2007

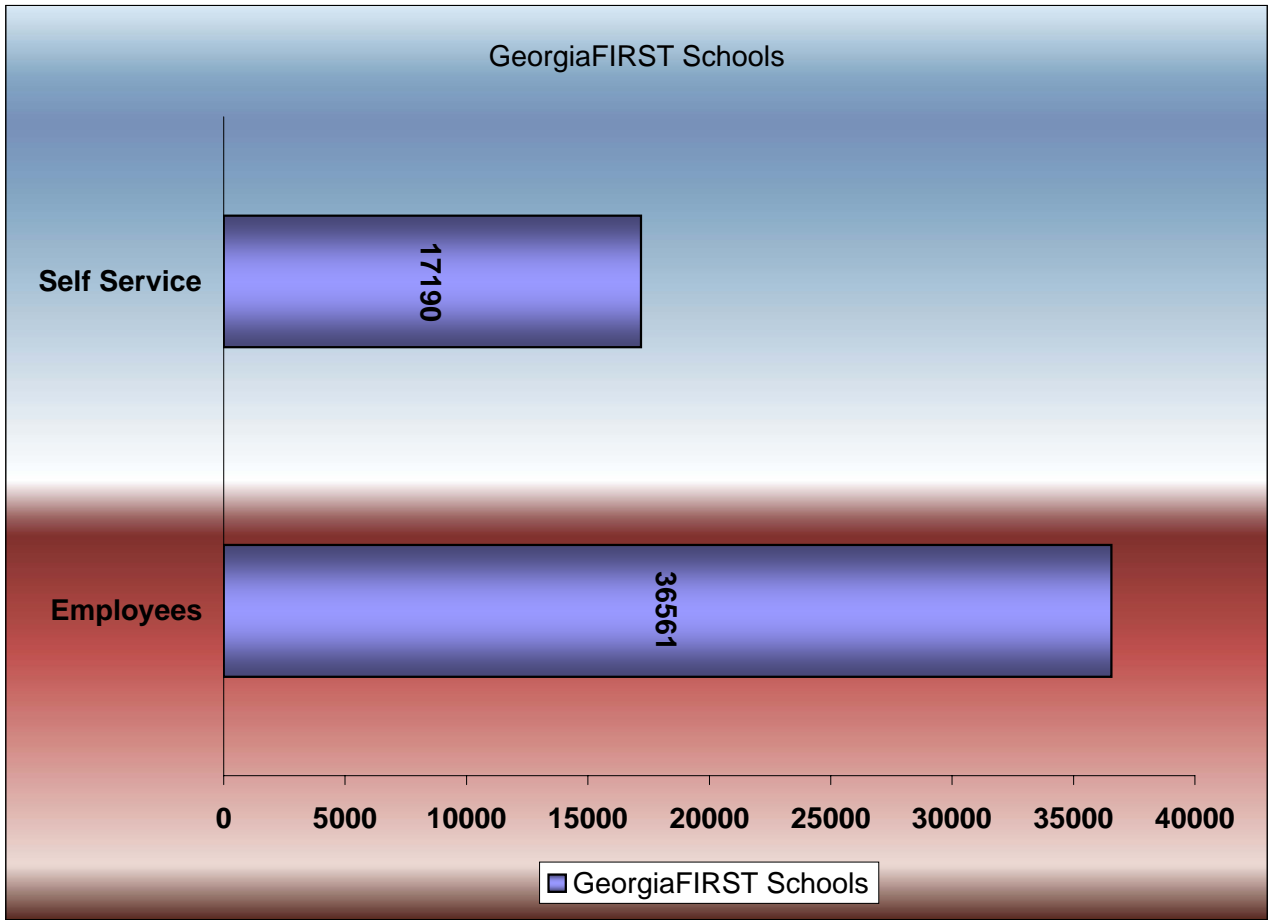


CAMPUS	Employees	Self Service	%
East Georgia	450	167	37%
ABAC	520	260	50%
Gainesville	498	303	61%
Southern Poly	444	316	71%
NGCSU	967	436	45%
Dalton	609	228	37%
Macon	689	396	57%
Coastal Georgia	547	243	44%
Fort Valley	633	446	70%
Albany	1068	475	44%
Darton	897	92	10%

Active Employees to Self Service - December 2007



CAMPUS	Employees	Self Service	%
Columbus State	1430	572	40%
GCSU	1602	1030	64%
Clayton State	1534	561	37%
Augusta	1684	815	48%
Savannah State	1688	415	25%
Armstrong	1658	293	18%
West Georgia	2103	457	22%
Valdosta	2558	1347	53%
Kennesaw	3632	2320	64%
GPC	3090	1821	59%
Georgia Southern	4585	1865	41%



	Employees	Self Service	%
GeorgiaFIRST Schools	36,561	17,190	47%

	Paid	Checks July 2007	Direct Dep July 2007	Jul-07		Paid	Checks Aug 2007	Direct Dep Aug 2007	Aug-07		Paid	Checks Dec 2007	Direct Dep Dec 2007	Dec-07
Skidaway	79	9	70	89%		75	6	69	92%		74	2	72	97%
GGC	196	31	165	84%		269	40	229	85%		284	15	269	95%
Waycross	151	49	102	68%		165	48	117	71%		158	28	130	82%
Atlanta Metro	339	105	234	69%		262	45	217	83%		374	113	261	70%
South Georgia	290	99	191	66%		256	74	182	71%		355	119	236	66%
Georgia Highlands	494	114	380	77%		493	118	375	76%		505	123	382	76%
Gordon	347	37	310	89%		435	61	374	86%		512	63	449	88%
Georgia Southwestern	483	225	258	53%		531	226	305	57%		538	166	372	69%
Bainbridge	442	240	202	46%		436	226	210	48%		427	198	229	54%
Board of Regents	752	41	711	95%		766	46	720	94%		753	24	729	97%
Middle Georgia	485	191	294	61%		564	233	331	59%		757	285	472	62%
East Georgia	188	11	177	94%		232	42	190	82%		234	18	216	92%
ABAC	507	207	300	59%		451	130	321	71%		600	200	400	67%
Gainesville	639	44	595	93%		607	43	564	93%		821	47	774	94%
Southern Poly	741	208	533	72%		691	180	511	74%		905	242	663	73%
NGCSU	866	400	466	54%		1079	538	541	50%		1145	426	719	63%
Dalton	525	146	379	72%		591	175	416	70%		661	181	480	73%
Macon	688	9	679	99%		887	31	856	97%		822	16	806	98%
Coastal Georgia	557	295	262	47%		502	228	274	55%		506	163	343	68%
Fort Valley	1162	416	746	64%		1098	352	746	68%		1253	353	900	72%
Albany	948	364	584	62%		909	345	564	62%		1140	471	669	59%
Darton	833	517	316	38%		682	372	310	45%		796	449	347	44%
Columbus State	1377	341	1036	75%		1418	379	1039	73%		1587	375	1212	76%
GCSU	1285	74	1211	94%		1512	152	1360	90%		1732	55	1677	97%
Clayton State	1059	179	880	83%		1030	191	839	81%		1201	215	986	82%
Augusta	1175	75	1100	94%		1120	50	1070	96%		1381	13	1368	99%
Savannah State	827	278	549	66%		765	222	543	71%		867	210	657	76%
Armstrong	1157	428	729	63%		1381	485	896	65%		1565	621	944	60%
West Georgia	1989	174	1815	91%		2431	365	2066	85%		2524	256	2268	90%
Valdosta	2444	350	2094	86%		2971	540	2431	82%		3057	389	2668	87%
Kennesaw	3086	366	2720	88%		3272	480	2792	85%		3794	493	3301	87%
GPC	2726	758	1968	72%		3130	789	2341	75%		3121	836	2285	73%
Georgia Southern	4258	1878	2380	56%		5028	2303	2725	54%		5047	2012	3035	60%
GeorgiaFIRST	33095	8659	24436	74%		36039	9515	26524	74%		39496	9177	30319	77%