

<b>Campus</b>	<b>Category</b>	<b>Count</b>	<b>Category %</b>	<b>Active Campus %</b>
<b>Self Service Utilization</b>				
Albany State University	Full Time Employees	522	70%	58%
Albany State University	Full Time SS Users	365		
Albany State University	Part Time Employees	44	23%	
Albany State University	Part Time SS Users	10		
Albany State University	Students	103	16%	
Albany State University	Student SS Users	16		
Albany State University	Retirees	177	6%	
Albany State University	Retiree SS Users	11		
Albany State University	Inactive Employees	4125	3%	
Albany State University	Inactive SS Users	120		
<b>Self Service Transactions vs Manual</b>				
Albany State University	ADDRESS CHANGE MANUAL	31		
Albany State University	ADDRESS CHANGE SS	5	14%	
Albany State University	DIRECT DEPOSIT MANUAL	18		
Albany State University	DIRECT DEPOSIT SS	4	18%	
Albany State University	GENERAL DEDUCTION MANUAL	112		
Albany State University	GENERAL DEDUCTION SS	0	0%	
Albany State University	MARITAL STATUS CHANGE MANUAL	0		
Albany State University	MARITAL STATUS CHANGE SS	0		
Albany State University	NAME CHANGE MANUAL	5		
Albany State University	NAME CHANGE SS	0	0%	
Albany State University	W2 REQUESTS	0		
Albany State University	W4 MANUAL	55		
Albany State University	W4 SS	7	11%	
<b>Checks vs. Advices</b>				
Albany State University	Full Time Employees Paid:	740		
Albany State University	Full Time Employees Receiving Checks:	227		
Albany State University	Full Time Employees On Direct Deposit:	69%		
Albany State University	Part Time Employees Paid:	37		
Albany State University	Part Time Employees Receiving Checks:	16		
Albany State University	Part Time Employees On Direct Deposit:	57%		
Albany State University	Students Paid:	132		
Albany State University	Students Receiving Checks:	102		
Albany State University	Students On Direct Deposit:	23%		
Albany State University	Total Employees Paid:	909		
Albany State University	Total Employees Receiving Checks:	345		
Albany State University	Total On Direct Deposit:	62%		

<b>Campus</b>	<b>Category</b>	<b>Count</b>	<b>Category %</b>	<b>Active Campus %</b>
<b>Self Service Utilization</b>				
Armstrong Atlantic State Univ	Full Time Employees	622	32%	13%
Armstrong Atlantic State Univ	Full Time SS Users	201		
Armstrong Atlantic State Univ	Part Time Employees	590	1%	
Armstrong Atlantic State Univ	Part Time SS Users	3		
Armstrong Atlantic State Univ	Students	383	0%	
Armstrong Atlantic State Univ	Student SS Users	1		
Armstrong Atlantic State Univ	Retirees	160	1%	
Armstrong Atlantic State Univ	Retiree SS Users	1		
Armstrong Atlantic State Univ	Inactive Employees	3039	0%	
Armstrong Atlantic State Univ	Inactive SS Users	5		
<b>Self Service Transactios vs Manual</b>				
Armstrong Atlantic State Univ	ADDRESS CHANGE MANUAL	24		
Armstrong Atlantic State Univ	ADDRESS CHANGE SS	7	23%	
Armstrong Atlantic State Univ	DIRECT DEPOSIT MANUAL	34		
Armstrong Atlantic State Univ	DIRECT DEPOSIT SS	2	6%	
Armstrong Atlantic State Univ	GENERAL DEDUCTION MANUAL	312		
Armstrong Atlantic State Univ	GENERAL DEDUCTION SS	0	0%	
Armstrong Atlantic State Univ	MARITAL STATUS CHANGE MANUAL	0		
Armstrong Atlantic State Univ	MARITAL STATUS CHANGE SS	0		
Armstrong Atlantic State Univ	NAME CHANGE MANUAL	2		
Armstrong Atlantic State Univ	NAME CHANGE SS	0	0%	
Armstrong Atlantic State Univ	W2 REQUESTS	1		
Armstrong Atlantic State Univ	W4 MANUAL	16		
Armstrong Atlantic State Univ	W4 SS	4	20%	
<b>Checks vs. Advices</b>				
Armstrong Atlantic State Univ	Full Time Employees Paid:	941		
Armstrong Atlantic State Univ	Full Time Employees Receiving Checks:	184		
Armstrong Atlantic State Univ	Full Time Employees On Direct Deposit:	80%		
Armstrong Atlantic State Univ	Part Time Employees Paid:	173		
Armstrong Atlantic State Univ	Part Time Employees Receiving Checks:	114		
Armstrong Atlantic State Univ	Part Time Employees On Direct Deposit:	34%		
Armstrong Atlantic State Univ	Students Paid:	267		
Armstrong Atlantic State Univ	Students Receiving Checks:	187		
Armstrong Atlantic State Univ	Students On Direct Deposit:	30%		
Armstrong Atlantic State Univ	Total Employees Paid:	1381		
Armstrong Atlantic State Univ	Total Employees Receiving Checks:	485		
Armstrong Atlantic State Univ	Total On Direct Deposit:	65%		

<b>Campus</b>	<b>Category</b>	<b>Count</b>	<b>Category %</b>	<b>Active Campus %</b>
<b>Self Service Utilization</b>				
Augusta State University	Full Time Employees	616	80%	43%
Augusta State University	Full Time SS Users	491		
Augusta State University	Part Time Employees	674	10%	
Augusta State University	Part Time SS Users	68		
Augusta State University	Students	351	43%	
Augusta State University	Student SS Users	152		
Augusta State University	Retirees	173	3%	
Augusta State University	Retiree SS Users	6		
Augusta State University	Inactive Employees	2557	2%	
Augusta State University	Inactive SS Users	56		

**Self Service Transactions vs Manual**

Augusta State University	ADDRESS CHANGE MANUAL	14		
Augusta State University	ADDRESS CHANGE SS	10	42%	
Augusta State University	DIRECT DEPOSIT MANUAL	102		
Augusta State University	DIRECT DEPOSIT SS	5	5%	
Augusta State University	GENERAL DEDUCTION MANUAL	298		
Augusta State University	GENERAL DEDUCTION SS	3	1%	
Augusta State University	MARITAL STATUS CHANGE MANUAL	0		
Augusta State University	MARITAL STATUS CHANGE SS	0		
Augusta State University	NAME CHANGE MANUAL	3		
Augusta State University	NAME CHANGE SS	2	40%	
Augusta State University	W2 REQUESTS	0		
Augusta State University	W4 MANUAL	59		
Augusta State University	W4 SS	3	5%	

**Checks vs. Advices**

Augusta State University	Full Time Employees Paid:	828		
Augusta State University	Full Time Employees Receiving Checks:	34		
Augusta State University	Full Time Employees On Direct Deposit:	96%		
Augusta State University	Part Time Employees Paid:	96		
Augusta State University	Part Time Employees Receiving Checks:	8		
Augusta State University	Part Time Employees On Direct Deposit:	92%		
Augusta State University	Students Paid:	196		
Augusta State University	Students Receiving Checks:	8		
Augusta State University	Students On Direct Deposit:	96%		
Augusta State University	Total Employees Paid:	1120		
Augusta State University	Total Employees Receiving Checks:	50		
Augusta State University	Total On Direct Deposit:	96%		

Campus	Category	Count	Category %	Active Campus %
<b>Self Service Utilization</b>				
Clayton State University	Full Time Employees	512	56%	23%
Clayton State University	Full Time SS Users	286		
Clayton State University	Part Time Employees	758	6%	
Clayton State University	Part Time SS Users	45		
Clayton State University	Students	253	9%	
Clayton State University	Student SS Users	23		
Clayton State University	Retirees	141	1%	
Clayton State University	Retiree SS Users	2		
Clayton State University	Inactive Employees	3175	0%	
Clayton State University	Inactive SS Users	11		

**Self Service Transactions vs Manual**

Clayton State University	ADDRESS CHANGE MANUAL	23		
Clayton State University	ADDRESS CHANGE SS	24	51%	
Clayton State University	DIRECT DEPOSIT MANUAL	38		
Clayton State University	DIRECT DEPOSIT SS	7	16%	
Clayton State University	GENERAL DEDUCTION MANUAL	289		
Clayton State University	GENERAL DEDUCTION SS	0	0%	
Clayton State University	MARITAL STATUS CHANGE MANUAL	1		
Clayton State University	MARITAL STATUS CHANGE SS	1	50%	
Clayton State University	NAME CHANGE MANUAL	1		
Clayton State University	NAME CHANGE SS	4	80%	
Clayton State University	W2 REQUESTS	2		
Clayton State University	W4 MANUAL	16		
Clayton State University	W4 SS	12	43%	

**Checks vs. Advices**

Clayton State University	Full Time Employees Paid:	617		
Clayton State University	Full Time Employees Receiving Checks:	66		
Clayton State University	Full Time Employees On Direct Deposit:	89%		
Clayton State University	Part Time Employees Paid:	192		
Clayton State University	Part Time Employees Receiving Checks:	53		
Clayton State University	Part Time Employees On Direct Deposit:	72%		
Clayton State University	Students Paid:	221		
Clayton State University	Students Receiving Checks:	72		
Clayton State University	Students On Direct Deposit:	67%		
Clayton State University	Total Employees Paid:	1030		
Clayton State University	Total Employees Receiving Checks:	191		
Clayton State University	Total On Direct Deposit:	81%		

<b>Campus</b>	<b>Category</b>	<b>Count</b>	<b>Category %</b>	<b>Active Campus %</b>
<b>Self Service Utilization</b>				
Columbus State University	Full Time Employees	737	51%	34%
Columbus State University	Full Time SS Users	377		
Columbus State University	Part Time Employees	147	14%	
Columbus State University	Part Time SS Users	21		
Columbus State University	Students	308	3%	
Columbus State University	Student SS Users	10		
Columbus State University	Retirees	249	2%	
Columbus State University	Retiree SS Users	5		
Columbus State University	Inactive Employees	3987	1%	
Columbus State University	Inactive SS Users	30		
<b>Self Service Transactions vs Manual</b>				
Columbus State University	ADDRESS CHANGE MANUAL	39		
Columbus State University	ADDRESS CHANGE SS	17	30%	
Columbus State University	DIRECT DEPOSIT MANUAL	73		
Columbus State University	DIRECT DEPOSIT SS	11	13%	
Columbus State University	GENERAL DEDUCTION MANUAL	385		
Columbus State University	GENERAL DEDUCTION SS	0	0%	
Columbus State University	MARITAL STATUS CHANGE MANUAL	1		
Columbus State University	MARITAL STATUS CHANGE SS	0	0%	
Columbus State University	NAME CHANGE MANUAL	1		
Columbus State University	NAME CHANGE SS	0	0%	
Columbus State University	W2 REQUESTS	0		
Columbus State University	W4 MANUAL	14		
Columbus State University	W4 SS	12	46%	
<b>Checks vs. Advices</b>				
Columbus State University	Full Time Employees Paid:	951		
Columbus State University	Full Time Employees Receiving Checks:	142		
Columbus State University	Full Time Employees On Direct Deposit:	85%		
Columbus State University	Part Time Employees Paid:	213		
Columbus State University	Part Time Employees Receiving Checks:	97		
Columbus State University	Part Time Employees On Direct Deposit:	54%		
Columbus State University	Students Paid:	254		
Columbus State University	Students Receiving Checks:	140		
Columbus State University	Students On Direct Deposit:	45%		
Columbus State University	Total Employees Paid:	1418		
Columbus State University	Total Employees Receiving Checks:	379		
Columbus State University	Total On Direct Deposit:	73%		

<b>Campus</b>	<b>Category</b>	<b>Count</b>	<b>Category %</b>	<b>Active Campus %</b>
<b>Self Service Utilization</b>				
Fort Valley State University	Full Time Employees	533	65%	39%
Fort Valley State University	Full Time SS Users	347		
Fort Valley State University	Part Time Employees	88	9%	
Fort Valley State University	Part Time SS Users	8		
Fort Valley State University	Students	298	3%	
Fort Valley State University	Student SS Users	8		
Fort Valley State University	Retirees	239	8%	
Fort Valley State University	Retiree SS Users	18		
Fort Valley State University	Inactive Employees	3614	1%	
Fort Valley State University	Inactive SS Users	44		
<b>Self Service Transactions vs Manual</b>				
Fort Valley State University	ADDRESS CHANGE MANUAL	15		
Fort Valley State University	ADDRESS CHANGE SS	9	38%	
Fort Valley State University	DIRECT DEPOSIT MANUAL	72		
Fort Valley State University	DIRECT DEPOSIT SS	2	3%	
Fort Valley State University	GENERAL DEDUCTION MANUAL	204		
Fort Valley State University	GENERAL DEDUCTION SS	0	0%	
Fort Valley State University	MARITAL STATUS CHANGE MANUAL	0		
Fort Valley State University	MARITAL STATUS CHANGE SS	0		
Fort Valley State University	NAME CHANGE MANUAL	1		
Fort Valley State University	NAME CHANGE SS	0	0%	
Fort Valley State University	W2 REQUESTS	4		
Fort Valley State University	W4 MANUAL	6		
Fort Valley State University	W4 SS	4	40%	
<b>Checks vs. Advices</b>				
Fort Valley State University	Full Time Employees Paid:	775		
Fort Valley State University	Full Time Employees Receiving Checks:	167		
Fort Valley State University	Full Time Employees On Direct Deposit:	78%		
Fort Valley State University	Part Time Employees Paid:	138		
Fort Valley State University	Part Time Employees Receiving Checks:	74		
Fort Valley State University	Part Time Employees On Direct Deposit:	46%		
Fort Valley State University	Students Paid:	185		
Fort Valley State University	Students Receiving Checks:	111		
Fort Valley State University	Students On Direct Deposit:	40%		
Fort Valley State University	Total Employees Paid:	1098		
Fort Valley State University	Total Employees Receiving Checks:	352		
Fort Valley State University	Total On Direct Deposit:	68%		

<b>Campus</b>	<b>Category</b>	<b>Count</b>	<b>Category %</b>	<b>Active Campus %</b>
<b>Self Service Utilization</b>				
Georgia College & State Univ	Full Time Employees	762	80%	58%
Georgia College & State Univ	Full Time SS Users	610		
Georgia College & State Univ	Part Time Employees	309	25%	
Georgia College & State Univ	Part Time SS Users	76		
Georgia College & State Univ	Students	271	34%	
Georgia College & State Univ	Student SS Users	92		
Georgia College & State Univ	Retirees	255	7%	
Georgia College & State Univ	Retiree SS Users	18		
Georgia College & State Univ	Inactive Employees	4297	4%	
Georgia College & State Univ	Inactive SS Users	153		

**Self Service Transactions vs Manual**

Georgia College & State Univ	ADDRESS CHANGE MANUAL	48		
Georgia College & State Univ	ADDRESS CHANGE SS	21	30%	
Georgia College & State Univ	DIRECT DEPOSIT MANUAL	63		
Georgia College & State Univ	DIRECT DEPOSIT SS	19	23%	
Georgia College & State Univ	GENERAL DEDUCTION MANUAL	242		
Georgia College & State Univ	GENERAL DEDUCTION SS	0	0%	
Georgia College & State Univ	MARITAL STATUS CHANGE MANUAL	0		
Georgia College & State Univ	MARITAL STATUS CHANGE SS	0		
Georgia College & State Univ	NAME CHANGE MANUAL	1		
Georgia College & State Univ	NAME CHANGE SS	0	0%	
Georgia College & State Univ	W2 REQUESTS	1		
Georgia College & State Univ	W4 MANUAL	32		
Georgia College & State Univ	W4 SS	0	0%	

**Checks vs. Advices**

Georgia College & State Univ	Full Time Employees Paid:	983		
Georgia College & State Univ	Full Time Employees Receiving Checks:	71		
Georgia College & State Univ	Full Time Employees On Direct Deposit:	93%		
Georgia College & State Univ	Part Time Employees Paid:	298		
Georgia College & State Univ	Part Time Employees Receiving Checks:	47		
Georgia College & State Univ	Part Time Employees On Direct Deposit:	84%		
Georgia College & State Univ	Students Paid:	231		
Georgia College & State Univ	Students Receiving Checks:	34		
Georgia College & State Univ	Students On Direct Deposit:	85%		
Georgia College & State Univ	Total Employees Paid:	1512		
Georgia College & State Univ	Total Employees Receiving Checks:	152		
Georgia College & State Univ	Total On Direct Deposit:	90%		

<b>Campus</b>	<b>Category</b>	<b>Count</b>	<b>Category %</b>	<b>Active Campus %</b>
<b>Self Service Utilization</b>				
Georgia Southern University	Full Time Employees	1898	51%	32%
Georgia Southern University	Full Time SS Users	970		
Georgia Southern University	Part Time Employees	567	16%	
Georgia Southern University	Part Time SS Users	92		
Georgia Southern University	Students	1886	17%	
Georgia Southern University	Student SS Users	329		
Georgia Southern University	Retirees	659	2%	
Georgia Southern University	Retiree SS Users	11		
Georgia Southern University	Inactive Employees	15074	1%	
Georgia Southern University	Inactive SS Users	166		
<b>Self Service Transactios vs Manual</b>				
Georgia Southern University	ADDRESS CHANGE MANUAL	169		
Georgia Southern University	ADDRESS CHANGE SS	81	32%	
Georgia Southern University	DIRECT DEPOSIT MANUAL	23		
Georgia Southern University	DIRECT DEPOSIT SS	174	88%	
Georgia Southern University	GENERAL DEDUCTION MANUAL	1224		
Georgia Southern University	GENERAL DEDUCTION SS	0	0%	
Georgia Southern University	MARITAL STATUS CHANGE MANUAL	1		
Georgia Southern University	MARITAL STATUS CHANGE SS	1	50%	
Georgia Southern University	NAME CHANGE MANUAL	5		
Georgia Southern University	NAME CHANGE SS	3	38%	
Georgia Southern University	W2 REQUESTS	8		
Georgia Southern University	W4 MANUAL	51		
Georgia Southern University	W4 SS	26	34%	
<b>Checks vs. Advices</b>				
Georgia Southern University	Full Time Employees Paid:	2583		
Georgia Southern University	Full Time Employees Receiving Checks:	648		
Georgia Southern University	Full Time Employees On Direct Deposit:	75%		
Georgia Southern University	Part Time Employees Paid:	727		
Georgia Southern University	Part Time Employees Receiving Checks:	519		
Georgia Southern University	Part Time Employees On Direct Deposit:	29%		
Georgia Southern University	Students Paid:	1718		
Georgia Southern University	Students Receiving Checks:	1136		
Georgia Southern University	Students On Direct Deposit:	34%		
Georgia Southern University	Total Employees Paid:	5028		
Georgia Southern University	Total Employees Receiving Checks:	2303		
Georgia Southern University	Total On Direct Deposit:	54%		

<b>Campus</b>	<b>Category</b>	<b>Count</b>	<b>Category %</b>	<b>Active Campus %</b>
<b>Self Service Utilization</b>				
Georgia Gwinnett College	Full Time Employees	182	71%	71%
Georgia Gwinnett College	Full Time SS Users	129		
Georgia Gwinnett College	Part Time Employees	31	68%	
Georgia Gwinnett College	Part Time SS Users	21		
Georgia Gwinnett College	Students	1	100%	
Georgia Gwinnett College	Student SS Users	1		
Georgia Gwinnett College	Retirees	0		
Georgia Gwinnett College	Retiree SS Users	0		
Georgia Gwinnett College	Inactive Employees	28	25%	
Georgia Gwinnett College	Inactive SS Users	7		

**Self Service Transactions vs Manual**

Georgia Gwinnett College	ADDRESS CHANGE MANUAL	44		
Georgia Gwinnett College	ADDRESS CHANGE SS	8	15%	
Georgia Gwinnett College	DIRECT DEPOSIT MANUAL	65		
Georgia Gwinnett College	DIRECT DEPOSIT SS	3	4%	
Georgia Gwinnett College	GENERAL DEDUCTION MANUAL	42		
Georgia Gwinnett College	GENERAL DEDUCTION SS	0	0%	
Georgia Gwinnett College	MARITAL STATUS CHANGE MANUAL	0		
Georgia Gwinnett College	MARITAL STATUS CHANGE SS	0		
Georgia Gwinnett College	NAME CHANGE MANUAL	28		
Georgia Gwinnett College	NAME CHANGE SS	1	3%	
Georgia Gwinnett College	W2 REQUESTS	0		
Georgia Gwinnett College	W4 MANUAL	72		
Georgia Gwinnett College	W4 SS	2	3%	

**Checks vs. Advices**

Georgia Gwinnett College	Full Time Employees Paid:	211		
Georgia Gwinnett College	Full Time Employees Receiving Checks:	34		
Georgia Gwinnett College	Full Time Employees On Direct Deposit:	84%		
Georgia Gwinnett College	Part Time Employees Paid:	57		
Georgia Gwinnett College	Part Time Employees Receiving Checks:	6		
Georgia Gwinnett College	Part Time Employees On Direct Deposit:	89%		
Georgia Gwinnett College	Students Paid:	1		
Georgia Gwinnett College	Students Receiving Checks:	0		
Georgia Gwinnett College	Students On Direct Deposit:	100%		
Georgia Gwinnett College	Total Employees Paid:	269		
Georgia Gwinnett College	Total Employees Receiving Checks:	40		
Georgia Gwinnett College	Total On Direct Deposit:	85%		

<b>Campus</b>	<b>Category</b>	<b>Count</b>	<b>Category %</b>	<b>Active Campus %</b>
<b>Self Service Utilization</b>				
GA Southwestern State Univ	Full Time Employees	277	70%	51%
GA Southwestern State Univ	Full Time SS Users	195		
GA Southwestern State Univ	Part Time Employees	24	25%	
GA Southwestern State Univ	Part Time SS Users	6		
GA Southwestern State Univ	Students	103	6%	
GA Southwestern State Univ	Student SS Users	6		
GA Southwestern State Univ	Retirees	161	6%	
GA Southwestern State Univ	Retiree SS Users	10		
GA Southwestern State Univ	Inactive Employees	2200	1%	
GA Southwestern State Univ	Inactive SS Users	22		
<b>Self Service Transactions vs Manual</b>				
GA Southwestern State Univ	ADDRESS CHANGE MANUAL	16		
GA Southwestern State Univ	ADDRESS CHANGE SS	1	6%	
GA Southwestern State Univ	DIRECT DEPOSIT MANUAL	13		
GA Southwestern State Univ	DIRECT DEPOSIT SS	1	7%	
GA Southwestern State Univ	GENERAL DEDUCTION MANUAL	39		
GA Southwestern State Univ	GENERAL DEDUCTION SS	0	0%	
GA Southwestern State Univ	MARITAL STATUS CHANGE MANUAL	0		
GA Southwestern State Univ	MARITAL STATUS CHANGE SS	0		
GA Southwestern State Univ	NAME CHANGE MANUAL	1		
GA Southwestern State Univ	NAME CHANGE SS	0	0%	
GA Southwestern State Univ	W2 REQUESTS	0		
GA Southwestern State Univ	W4 MANUAL	4		
GA Southwestern State Univ	W4 SS	3	43%	
<b>Checks vs. Advices</b>				
GA Southwestern State Univ	Full Time Employees Paid:	351		
GA Southwestern State Univ	Full Time Employees Receiving Checks:	73		
GA Southwestern State Univ	Full Time Employees On Direct Deposit:	79%		
GA Southwestern State Univ	Part Time Employees Paid:	34		
GA Southwestern State Univ	Part Time Employees Receiving Checks:	13		
GA Southwestern State Univ	Part Time Employees On Direct Deposit:	62%		
GA Southwestern State Univ	Students Paid:	146		
GA Southwestern State Univ	Students Receiving Checks:	140		
GA Southwestern State Univ	Students On Direct Deposit:	4%		
GA Southwestern State Univ	Total Employees Paid:	531		
GA Southwestern State Univ	Total Employees Receiving Checks:	226		
GA Southwestern State Univ	Total On Direct Deposit:	57%		

<b>Campus</b>	<b>Category</b>	<b>Count</b>	<b>Category %</b>	<b>Active Campus %</b>
<b>Self Service Utilization</b>				
Kennesaw State University	Full Time Employees	1705	83%	58%
Kennesaw State University	Full Time SS Users	1421		
Kennesaw State University	Part Time Employees	1087	33%	
Kennesaw State University	Part Time SS Users	363		
Kennesaw State University	Students	770	38%	
Kennesaw State University	Student SS Users	289		
Kennesaw State University	Retirees	244	15%	
Kennesaw State University	Retiree SS Users	36		
Kennesaw State University	Inactive Employees	8011	4%	
Kennesaw State University	Inactive SS Users	332		
<b>Self Service Transactions vs Manual</b>				
Kennesaw State University	ADDRESS CHANGE MANUAL	67		
Kennesaw State University	ADDRESS CHANGE SS	60	47%	
Kennesaw State University	DIRECT DEPOSIT MANUAL	156		
Kennesaw State University	DIRECT DEPOSIT SS	64	29%	
Kennesaw State University	GENERAL DEDUCTION MANUAL	1291		
Kennesaw State University	GENERAL DEDUCTION SS	0	0%	
Kennesaw State University	MARITAL STATUS CHANGE MANUAL	0		
Kennesaw State University	MARITAL STATUS CHANGE SS	0		
Kennesaw State University	NAME CHANGE MANUAL	3		
Kennesaw State University	NAME CHANGE SS	0	0%	
Kennesaw State University	W2 REQUESTS	2		
Kennesaw State University	W4 MANUAL	20		
Kennesaw State University	W4 SS	32	62%	
<b>Checks vs. Advices</b>				
Kennesaw State University	Full Time Employees Paid:	2051		
Kennesaw State University	Full Time Employees Receiving Checks:	137		
Kennesaw State University	Full Time Employees On Direct Deposit:	93%		
Kennesaw State University	Part Time Employees Paid:	447		
Kennesaw State University	Part Time Employees Receiving Checks:	153		
Kennesaw State University	Part Time Employees On Direct Deposit:	66%		
Kennesaw State University	Students Paid:	774		
Kennesaw State University	Students Receiving Checks:	190		
Kennesaw State University	Students On Direct Deposit:	75%		
Kennesaw State University	Total Employees Paid:	3272		
Kennesaw State University	Total Employees Receiving Checks:	480		
Kennesaw State University	Total On Direct Deposit:	85%		

<b>Campus</b>	<b>Category</b>	<b>Count</b>	<b>Category %</b>	<b>Active Campus %</b>
<b>Self Service Utilization</b>				
North Ga College & State Univ	Full Time Employees	528	33%	24%
North Ga College & State Univ	Full Time SS Users	172		
North Ga College & State Univ	Part Time Employees	129	8%	
North Ga College & State Univ	Part Time SS Users	10		
North Ga College & State Univ	Students	217	12%	
North Ga College & State Univ	Student SS Users	26		
North Ga College & State Univ	Retirees	240	2%	
North Ga College & State Univ	Retiree SS Users	4		
North Ga College & State Univ	Inactive Employees	3549	0%	
North Ga College & State Univ	Inactive SS Users	5		
<b>Self Service Transactions vs Manual</b>				
North Ga College & State Univ	ADDRESS CHANGE MANUAL	35		
North Ga College & State Univ	ADDRESS CHANGE SS	14	29%	
North Ga College & State Univ	DIRECT DEPOSIT MANUAL	69		
North Ga College & State Univ	DIRECT DEPOSIT SS	20	22%	
North Ga College & State Univ	GENERAL DEDUCTION MANUAL	103		
North Ga College & State Univ	GENERAL DEDUCTION SS	0	0%	
North Ga College & State Univ	MARITAL STATUS CHANGE MANUAL	0		
North Ga College & State Univ	MARITAL STATUS CHANGE SS	0		
North Ga College & State Univ	NAME CHANGE MANUAL	4		
North Ga College & State Univ	NAME CHANGE SS	0	0%	
North Ga College & State Univ	W2 REQUESTS	0		
North Ga College & State Univ	W4 MANUAL	13		
North Ga College & State Univ	W4 SS	5	28%	
<b>Checks vs. Advices</b>				
North Ga College & State Univ	Full Time Employees Paid:	691		
North Ga College & State Univ	Full Time Employees Receiving Checks:	215		
North Ga College & State Univ	Full Time Employees On Direct Deposit:	69%		
North Ga College & State Univ	Part Time Employees Paid:	183		
North Ga College & State Univ	Part Time Employees Receiving Checks:	133		
North Ga College & State Univ	Part Time Employees On Direct Deposit:	27%		
North Ga College & State Univ	Students Paid:	205		
North Ga College & State Univ	Students Receiving Checks:	190		
North Ga College & State Univ	Students On Direct Deposit:	7%		
North Ga College & State Univ	Total Employees Paid:	1079		
North Ga College & State Univ	Total Employees Receiving Checks:	538		
North Ga College & State Univ	Total On Direct Deposit:	50%		

<b>Campus</b>	<b>Category</b>	<b>Count</b>	<b>Category %</b>	<b>Active Campus %</b>
<b>Self Service Utilization</b>				
Savannah State University	Full Time Employees	416	65%	20%
Savannah State University	Full Time SS Users	270		
Savannah State University	Part Time Employees	61	15%	
Savannah State University	Part Time SS Users	9		
Savannah State University	Students	1118	3%	
Savannah State University	Student SS Users	34		
Savannah State University	Retirees	228	3%	
Savannah State University	Retiree SS Users	6		
Savannah State University	Inactive Employees	2547	2%	
Savannah State University	Inactive SS Users	41		

**Self Service Transactions vs Manual**

Savannah State University	ADDRESS CHANGE MANUAL	7		
Savannah State University	ADDRESS CHANGE SS	3	30%	
Savannah State University	DIRECT DEPOSIT MANUAL	10		
Savannah State University	DIRECT DEPOSIT SS	5	33%	
Savannah State University	GENERAL DEDUCTION MANUAL	126		
Savannah State University	GENERAL DEDUCTION SS	0	0%	
Savannah State University	MARITAL STATUS CHANGE MANUAL	0		
Savannah State University	MARITAL STATUS CHANGE SS	0		
Savannah State University	NAME CHANGE MANUAL	0		
Savannah State University	NAME CHANGE SS	1	100%	
Savannah State University	W2 REQUESTS	1		
Savannah State University	W4 MANUAL	10		
Savannah State University	W4 SS	5	33%	

**Checks vs. Advices**

Savannah State University	Full Time Employees Paid:	565		
Savannah State University	Full Time Employees Receiving Checks:	110		
Savannah State University	Full Time Employees On Direct Deposit:	81%		
Savannah State University	Part Time Employees Paid:	84		
Savannah State University	Part Time Employees Receiving Checks:	58		
Savannah State University	Part Time Employees On Direct Deposit:	31%		
Savannah State University	Students Paid:	116		
Savannah State University	Students Receiving Checks:	54		
Savannah State University	Students On Direct Deposit:	53%		
Savannah State University	Total Employees Paid:	765		
Savannah State University	Total Employees Receiving Checks:	222		
Savannah State University	Total On Direct Deposit:	71%		

<b>Campus</b>	<b>Category</b>	<b>Count</b>	<b>Category %</b>	<b>Active Campus %</b>
<b>Self Service Utilization</b>				
Southern Polytechnic State Univ	Full Time Employees	404	68%	59%
Southern Polytechnic State Univ	Full Time SS Users	276		
Southern Polytechnic State Univ	Part Time Employees	9	56%	
Southern Polytechnic State Univ	Part Time SS Users	5		
Southern Polytechnic State Univ	Students	96	18%	
Southern Polytechnic State Univ	Student SS Users	17		
Southern Polytechnic State Univ	Retirees	191	2%	
Southern Polytechnic State Univ	Retiree SS Users	4		
Southern Polytechnic State Univ	Inactive Employees	2509	3%	
Southern Polytechnic State Univ	Inactive SS Users	72		
<b>Self Service Transactions vs Manual</b>				
Southern Polytechnic State Univ	ADDRESS CHANGE MANUAL	14		
Southern Polytechnic State Univ	ADDRESS CHANGE SS	12	46%	
Southern Polytechnic State Univ	DIRECT DEPOSIT MANUAL	3		
Southern Polytechnic State Univ	DIRECT DEPOSIT SS	5	63%	
Southern Polytechnic State Univ	GENERAL DEDUCTION MANUAL	162		
Southern Polytechnic State Univ	GENERAL DEDUCTION SS	0	0%	
Southern Polytechnic State Univ	MARITAL STATUS CHANGE MANUAL	0		
Southern Polytechnic State Univ	MARITAL STATUS CHANGE SS	0		
Southern Polytechnic State Univ	NAME CHANGE MANUAL	1		
Southern Polytechnic State Univ	NAME CHANGE SS	0	0%	
Southern Polytechnic State Univ	W2 REQUESTS	2		
Southern Polytechnic State Univ	W4 MANUAL	1		
Southern Polytechnic State Univ	W4 SS	5	83%	
<b>Checks vs. Advices</b>				
Southern Polytechnic State Univ	Full Time Employees Paid:	534		
Southern Polytechnic State Univ	Full Time Employees Receiving Checks:	110		
Southern Polytechnic State Univ	Full Time Employees On Direct Deposit:	79%		
Southern Polytechnic State Univ	Part Time Employees Paid:	18		
Southern Polytechnic State Univ	Part Time Employees Receiving Checks:	1		
Southern Polytechnic State Univ	Part Time Employees On Direct Deposit:	94%		
Southern Polytechnic State Univ	Students Paid:	139		
Southern Polytechnic State Univ	Students Receiving Checks:	69		
Southern Polytechnic State Univ	Students On Direct Deposit:	50%		
Southern Polytechnic State Univ	Total Employees Paid:	691		
Southern Polytechnic State Univ	Total Employees Receiving Checks:	180		
Southern Polytechnic State Univ	Total On Direct Deposit:	74%		

<b>Campus</b>	<b>Category</b>	<b>Count</b>	<b>Category %</b>	<b>Active Campus %</b>
<b>Self Service Utilization</b>				
Valdosta State University	Full Time Employees	1195	31%	18%
Valdosta State University	Full Time SS Users	371		
Valdosta State University	Part Time Employees	429	4%	
Valdosta State University	Part Time SS Users	19		
Valdosta State University	Students	927	8%	
Valdosta State University	Student SS Users	71		
Valdosta State University	Retirees	445	0%	
Valdosta State University	Retiree SS Users	2		
Valdosta State University	Inactive Employees	9207	0%	
Valdosta State University	Inactive SS Users	27		

#### **Self Service Transactions vs Manual**

Valdosta State University	ADDRESS CHANGE MANUAL	119		
Valdosta State University	ADDRESS CHANGE SS	24	17%	
Valdosta State University	DIRECT DEPOSIT MANUAL	257		
Valdosta State University	DIRECT DEPOSIT SS	6	2%	
Valdosta State University	GENERAL DEDUCTION MANUAL	684		
Valdosta State University	GENERAL DEDUCTION SS	0	0%	
Valdosta State University	MARITAL STATUS CHANGE MANUAL	0		
Valdosta State University	MARITAL STATUS CHANGE SS	0		
Valdosta State University	NAME CHANGE MANUAL	4		
Valdosta State University	NAME CHANGE SS	0	0%	
Valdosta State University	W2 REQUESTS	10		
Valdosta State University	W4 MANUAL	27		
Valdosta State University	W4 SS	5	16%	

#### **Checks vs. Advices**

Valdosta State University	Full Time Employees Paid:	1625		
Valdosta State University	Full Time Employees Receiving Checks:	216		
Valdosta State University	Full Time Employees On Direct Deposit:	87%		
Valdosta State University	Part Time Employees Paid:	426		
Valdosta State University	Part Time Employees Receiving Checks:	138		
Valdosta State University	Part Time Employees On Direct Deposit:	68%		
Valdosta State University	Students Paid:	920		
Valdosta State University	Students Receiving Checks:	186		
Valdosta State University	Students On Direct Deposit:	80%		
Valdosta State University	Total Employees Paid:	2971		
Valdosta State University	Total Employees Receiving Checks:	540		
Valdosta State University	Total On Direct Deposit:	82%		

<b>Campus</b>	<b>Category</b>	<b>Count</b>	<b>Category %</b>	<b>Active Campus %</b>
<b>Self Service Utilization</b>				
University of West Georgia	Full Time Employees	1128	33%	18%
University of West Georgia	Full Time SS Users	374		
University of West Georgia	Part Time Employees	303	2%	
University of West Georgia	Part Time SS Users	7		
University of West Georgia	Students	720	2%	
University of West Georgia	Student SS Users	13		
University of West Georgia	Retirees	386	2%	
University of West Georgia	Retiree SS Users	6		
University of West Georgia	Inactive Employees	6516	1%	
University of West Georgia	Inactive SS Users	46		
<b>Self Service Transactions vs Manual</b>				
University of West Georgia	ADDRESS CHANGE MANUAL	57		
University of West Georgia	ADDRESS CHANGE SS	3	5%	
University of West Georgia	DIRECT DEPOSIT MANUAL	40		
University of West Georgia	DIRECT DEPOSIT SS	2	5%	
University of West Georgia	GENERAL DEDUCTION MANUAL	152		
University of West Georgia	GENERAL DEDUCTION SS	0	0%	
University of West Georgia	MARITAL STATUS CHANGE MANUAL	0		
University of West Georgia	MARITAL STATUS CHANGE SS	0		
University of West Georgia	NAME CHANGE MANUAL	4		
University of West Georgia	NAME CHANGE SS	0	0%	
University of West Georgia	W2 REQUESTS	2		
University of West Georgia	W4 MANUAL	20		
University of West Georgia	W4 SS	8	29%	
<b>Checks vs. Advices</b>				
University of West Georgia	Full Time Employees Paid:	1469		
University of West Georgia	Full Time Employees Receiving Checks:	150		
University of West Georgia	Full Time Employees On Direct Deposit:	90%		
University of West Georgia	Part Time Employees Paid:	321		
University of West Georgia	Part Time Employees Receiving Checks:	82		
University of West Georgia	Part Time Employees On Direct Deposit:	74%		
University of West Georgia	Students Paid:	641		
University of West Georgia	Students Receiving Checks:	133		
University of West Georgia	Students On Direct Deposit:	79%		
University of West Georgia	Total Employees Paid:	2431		
University of West Georgia	Total Employees Receiving Checks:	365		
University of West Georgia	Total On Direct Deposit:	85%		

<b>Campus</b>	<b>Category</b>	<b>Count</b>	<b>Category %</b>	<b>Active Campus %</b>
<b>Self Service Utilization</b>				
Abraham Baldwin Agri. Colleg	Full Time Employees	271	74%	43%
Abraham Baldwin Agri. Colleg	Full Time SS Users	200		
Abraham Baldwin Agri. Colleg	Part Time Employees	59	17%	
Abraham Baldwin Agri. Colleg	Part Time SS Users	10		
Abraham Baldwin Agri. Colleg	Students	173	2%	
Abraham Baldwin Agri. Colleg	Student SS Users	4		
Abraham Baldwin Agri. Colleg	Retirees	170	2%	
Abraham Baldwin Agri. Colleg	Retiree SS Users	4		
Abraham Baldwin Agri. Colleg	Inactive Employees	2497	1%	
Abraham Baldwin Agri. Colleg	Inactive SS Users	32		
<b>Self Service Transactions vs Manual</b>				
Abraham Baldwin Agri. Colleg	ADDRESS CHANGE MANUAL	14		
Abraham Baldwin Agri. Colleg	ADDRESS CHANGE SS	1	7%	
Abraham Baldwin Agri. Colleg	DIRECT DEPOSIT MANUAL	7		
Abraham Baldwin Agri. Colleg	DIRECT DEPOSIT SS	1	13%	
Abraham Baldwin Agri. Colleg	GENERAL DEDUCTION MANUAL	121		
Abraham Baldwin Agri. Colleg	GENERAL DEDUCTION SS	0	0%	
Abraham Baldwin Agri. Colleg	MARITAL STATUS CHANGE MANUAL	0		
Abraham Baldwin Agri. Colleg	MARITAL STATUS CHANGE SS	0		
Abraham Baldwin Agri. Colleg	NAME CHANGE MANUAL	1		
Abraham Baldwin Agri. Colleg	NAME CHANGE SS	0	0%	
Abraham Baldwin Agri. Colleg	W2 REQUESTS	0		
Abraham Baldwin Agri. Colleg	W4 MANUAL	3		
Abraham Baldwin Agri. Colleg	W4 SS	0	0%	
<b>Checks vs. Advices</b>				
Abraham Baldwin Agri. Colleg	Full Time Employees Paid:	344		
Abraham Baldwin Agri. Colleg	Full Time Employees Receiving Checks:	48		
Abraham Baldwin Agri. Colleg	Full Time Employees On Direct Deposit:	86%		
Abraham Baldwin Agri. Colleg	Part Time Employees Paid:	61		
Abraham Baldwin Agri. Colleg	Part Time Employees Receiving Checks:	37		
Abraham Baldwin Agri. Colleg	Part Time Employees On Direct Deposit:	39%		
Abraham Baldwin Agri. Colleg	Students Paid:	46		
Abraham Baldwin Agri. Colleg	Students Receiving Checks:	45		
Abraham Baldwin Agri. Colleg	Students On Direct Deposit:	2%		
Abraham Baldwin Agri. Colleg	Total Employees Paid:	451		
Abraham Baldwin Agri. Colleg	Total Employees Receiving Checks:	130		
Abraham Baldwin Agri. Colleg	Total On Direct Deposit:	71%		

<b>Campus</b>	<b>Category</b>	<b>Count</b>	<b>Category %</b>	<b>Active Campus %</b>
<b>Self Service Utilization</b>				
Atlanta Metropolitan College	Full Time Employees	151	85%	79%
Atlanta Metropolitan College	Full Time SS Users	129		
Atlanta Metropolitan College	Part Time Employees	41	56%	
Atlanta Metropolitan College	Part Time SS Users	23		
Atlanta Metropolitan College	Students	14	71%	
Atlanta Metropolitan College	Student SS Users	10		
Atlanta Metropolitan College	Retirees	54	7%	
Atlanta Metropolitan College	Retiree SS Users	4		
Atlanta Metropolitan College	Inactive Employees	1164	8%	
Atlanta Metropolitan College	Inactive SS Users	94		
<b>Self Service Transactions vs Manual</b>				
Atlanta Metropolitan College	ADDRESS CHANGE MANUAL	6		
Atlanta Metropolitan College	ADDRESS CHANGE SS	3	33%	
Atlanta Metropolitan College	DIRECT DEPOSIT MANUAL	7		
Atlanta Metropolitan College	DIRECT DEPOSIT SS	9	56%	
Atlanta Metropolitan College	GENERAL DEDUCTION MANUAL	122		
Atlanta Metropolitan College	GENERAL DEDUCTION SS	0	0%	
Atlanta Metropolitan College	MARITAL STATUS CHANGE MANUAL	0		
Atlanta Metropolitan College	MARITAL STATUS CHANGE SS	0		
Atlanta Metropolitan College	NAME CHANGE MANUAL	0		
Atlanta Metropolitan College	NAME CHANGE SS	0		
Atlanta Metropolitan College	W2 REQUESTS	0		
Atlanta Metropolitan College	W4 MANUAL	3		
Atlanta Metropolitan College	W4 SS	5	63%	
<b>Checks vs. Advices</b>				
Atlanta Metropolitan College	Full Time Employees Paid:	206		
Atlanta Metropolitan College	Full Time Employees Receiving Checks:	21		
Atlanta Metropolitan College	Full Time Employees On Direct Deposit:	90%		
Atlanta Metropolitan College	Part Time Employees Paid:	44		
Atlanta Metropolitan College	Part Time Employees Receiving Checks:	20		
Atlanta Metropolitan College	Part Time Employees On Direct Deposit:	55%		
Atlanta Metropolitan College	Students Paid:	12		
Atlanta Metropolitan College	Students Receiving Checks:	4		
Atlanta Metropolitan College	Students On Direct Deposit:	67%		
Atlanta Metropolitan College	Total Employees Paid:	262		
Atlanta Metropolitan College	Total Employees Receiving Checks:	45		
Atlanta Metropolitan College	Total On Direct Deposit:	83%		

<b>Campus</b>	<b>Category</b>	<b>Count</b>	<b>Category %</b>	<b>Active Campus %</b>
<b>Self Service Utilization</b>				
Bainbridge College	Full Time Employees	177	64%	33%
Bainbridge College	Full Time SS Users	114		
Bainbridge College	Part Time Employees	178	6%	
Bainbridge College	Part Time SS Users	11		
Bainbridge College	Students	72	19%	
Bainbridge College	Student SS Users	14		
Bainbridge College	Retirees	49	2%	
Bainbridge College	Retiree SS Users	1		
Bainbridge College	Inactive Employees	990	1%	
Bainbridge College	Inactive SS Users	7		
<b>Self Service Transactions vs Manual</b>				
Bainbridge College	ADDRESS CHANGE MANUAL	1		
Bainbridge College	ADDRESS CHANGE SS	2	67%	
Bainbridge College	DIRECT DEPOSIT MANUAL	8		
Bainbridge College	DIRECT DEPOSIT SS	3	27%	
Bainbridge College	GENERAL DEDUCTION MANUAL	29		
Bainbridge College	GENERAL DEDUCTION SS	0	0%	
Bainbridge College	MARITAL STATUS CHANGE MANUAL	1		
Bainbridge College	MARITAL STATUS CHANGE SS	1	50%	
Bainbridge College	NAME CHANGE MANUAL	0		
Bainbridge College	NAME CHANGE SS	0		
Bainbridge College	W2 REQUESTS	0		
Bainbridge College	W4 MANUAL	0		
Bainbridge College	W4 SS	2	100%	
<b>Checks vs. Advices</b>				
Bainbridge College	Full Time Employees Paid:	236		
Bainbridge College	Full Time Employees Receiving Checks:	91		
Bainbridge College	Full Time Employees On Direct Deposit:	61%		
Bainbridge College	Part Time Employees Paid:	132		
Bainbridge College	Part Time Employees Receiving Checks:	81		
Bainbridge College	Part Time Employees On Direct Deposit:	39%		
Bainbridge College	Students Paid:	68		
Bainbridge College	Students Receiving Checks:	54		
Bainbridge College	Students On Direct Deposit:	21%		
Bainbridge College	Total Employees Paid:	436		
Bainbridge College	Total Employees Receiving Checks:	226		
Bainbridge College	Total On Direct Deposit:	48%		

<b>Campus</b>	<b>Category</b>	<b>Count</b>	<b>Category %</b>	<b>Active Campus %</b>
<b>Self Service Utilization</b>				
Coastal GA Community College	Full Time Employees	247	56%	28%
Coastal GA Community College	Full Time SS Users	138		
Coastal GA Community College	Part Time Employees	206	6%	
Coastal GA Community College	Part Time SS Users	13		
Coastal GA Community College	Students	88	0%	
Coastal GA Community College	Student SS Users	0		
Coastal GA Community College	Retirees	75	3%	
Coastal GA Community College	Retiree SS Users	2		
Coastal GA Community College	Inactive Employees	1574	0%	
Coastal GA Community College	Inactive SS Users	5		
<b>Self Service Transactions vs Manual</b>				
Coastal GA Community College	ADDRESS CHANGE MANUAL	8		
Coastal GA Community College	ADDRESS CHANGE SS	3	27%	
Coastal GA Community College	DIRECT DEPOSIT MANUAL	7		
Coastal GA Community College	DIRECT DEPOSIT SS	6	46%	
Coastal GA Community College	GENERAL DEDUCTION MANUAL	106		
Coastal GA Community College	GENERAL DEDUCTION SS	0	0%	
Coastal GA Community College	MARITAL STATUS CHANGE MANUAL	0		
Coastal GA Community College	MARITAL STATUS CHANGE SS	0		
Coastal GA Community College	NAME CHANGE MANUAL	2		
Coastal GA Community College	NAME CHANGE SS	0	0%	
Coastal GA Community College	W2 REQUESTS	6		
Coastal GA Community College	W4 MANUAL	16		
Coastal GA Community College	W4 SS	3	16%	
<b>Checks vs. Advices</b>				
Coastal GA Community College	Full Time Employees Paid:	292		
Coastal GA Community College	Full Time Employees Receiving Checks:	53		
Coastal GA Community College	Full Time Employees On Direct Deposit:	82%		
Coastal GA Community College	Part Time Employees Paid:	120		
Coastal GA Community College	Part Time Employees Receiving Checks:	86		
Coastal GA Community College	Part Time Employees On Direct Deposit:	28%		
Coastal GA Community College	Students Paid:	90		
Coastal GA Community College	Students Receiving Checks:	89		
Coastal GA Community College	Students On Direct Deposit:	1%		
Coastal GA Community College	Total Employees Paid:	502		
Coastal GA Community College	Total Employees Receiving Checks:	228		
Coastal GA Community College	Total On Direct Deposit:	55%		

<b>Campus</b>	<b>Category</b>	<b>Count</b>	<b>Category %</b>	<b>Active Campus %</b>
<b>Self Service Utilization</b>				
Dalton State College	Full Time Employees	286	37%	19%
Dalton State College	Full Time SS Users	107		
Dalton State College	Part Time Employees	210	4%	
Dalton State College	Part Time SS Users	9		
Dalton State College	Students	125	1%	
Dalton State College	Student SS Users	1		
Dalton State College	Retirees	94	3%	
Dalton State College	Retiree SS Users	3		
Dalton State College	Inactive Employees	1553	1%	
Dalton State College	Inactive SS Users	13		

**Self Service Transactions vs Manual**

Dalton State College	ADDRESS CHANGE MANUAL	7		
Dalton State College	ADDRESS CHANGE SS	0	0%	
Dalton State College	DIRECT DEPOSIT MANUAL	18		
Dalton State College	DIRECT DEPOSIT SS	1	5%	
Dalton State College	GENERAL DEDUCTION MANUAL	211		
Dalton State College	GENERAL DEDUCTION SS	0	0%	
Dalton State College	MARITAL STATUS CHANGE MANUAL	0		
Dalton State College	MARITAL STATUS CHANGE SS	0		
Dalton State College	NAME CHANGE MANUAL	0		
Dalton State College	NAME CHANGE SS	0		
Dalton State College	W2 REQUESTS	0		
Dalton State College	W4 MANUAL	9		
Dalton State College	W4 SS	1	10%	

**Checks vs. Advices**

Dalton State College	Full Time Employees Paid:	367		
Dalton State College	Full Time Employees Receiving Checks:	63		
Dalton State College	Full Time Employees On Direct Deposit:	83%		
Dalton State College	Part Time Employees Paid:	87		
Dalton State College	Part Time Employees Receiving Checks:	40		
Dalton State College	Part Time Employees On Direct Deposit:	54%		
Dalton State College	Students Paid:	137		
Dalton State College	Students Receiving Checks:	72		
Dalton State College	Students On Direct Deposit:	47%		
Dalton State College	Total Employees Paid:	591		
Dalton State College	Total Employees Receiving Checks:	175		
Dalton State College	Total On Direct Deposit:	70%		

<b>Campus</b>	<b>Category</b>	<b>Count</b>	<b>Category %</b>	<b>Active Campus %</b>
<b>Self Service Utilization</b>				
Darton College	Full Time Employees	264	3%	1%
Darton College	Full Time SS Users	7		
Darton College	Part Time Employees	329	1%	
Darton College	Part Time SS Users	2		
Darton College	Students	372	0%	
Darton College	Student SS Users	0		
Darton College	Retirees	96	0%	
Darton College	Retiree SS Users	0		
Darton College	Inactive Employees	2323	0%	
Darton College	Inactive SS Users	0		
<b>Self Service Transactions vs Manual</b>				
Darton College	ADDRESS CHANGE MANUAL	10		
Darton College	ADDRESS CHANGE SS	0	0%	
Darton College	DIRECT DEPOSIT MANUAL	5		
Darton College	DIRECT DEPOSIT SS	0	0%	
Darton College	GENERAL DEDUCTION MANUAL	50		
Darton College	GENERAL DEDUCTION SS	0	0%	
Darton College	MARITAL STATUS CHANGE MANUAL	0		
Darton College	MARITAL STATUS CHANGE SS	0		
Darton College	NAME CHANGE MANUAL	1		
Darton College	NAME CHANGE SS	0	0%	
Darton College	W2 REQUESTS	0		
Darton College	W4 MANUAL	7		
Darton College	W4 SS	0	0%	
<b>Checks vs. Advices</b>				
Darton College	Full Time Employees Paid:	322		
Darton College	Full Time Employees Receiving Checks:	47		
Darton College	Full Time Employees On Direct Deposit:	85%		
Darton College	Part Time Employees Paid:	204		
Darton College	Part Time Employees Receiving Checks:	169		
Darton College	Part Time Employees On Direct Deposit:	17%		
Darton College	Students Paid:	156		
Darton College	Students Receiving Checks:	156		
Darton College	Students On Direct Deposit:	0%		
Darton College	Total Employees Paid:	682		
Darton College	Total Employees Receiving Checks:	372		
Darton College	Total On Direct Deposit:	45%		

<b>Campus</b>	<b>Category</b>	<b>Count</b>	<b>Category %</b>	<b>Active Campus %</b>
<b>Self Service Utilization</b>				
Georgia Perimeter College	Full Time Employees	1269	81%	54%
Georgia Perimeter College	Full Time SS Users	1026		
Georgia Perimeter College	Part Time Employees	1509	37%	
Georgia Perimeter College	Part Time SS Users	556		
Georgia Perimeter College	Students	220	16%	
Georgia Perimeter College	Student SS Users	36		
Georgia Perimeter College	Retirees	273	9%	
Georgia Perimeter College	Retiree SS Users	24		
Georgia Perimeter College	Inactive Employees	5769	3%	
Georgia Perimeter College	Inactive SS Users	158		
<b>Self Service Transactions vs Manual</b>				
Georgia Perimeter College	ADDRESS CHANGE MANUAL	37		
Georgia Perimeter College	ADDRESS CHANGE SS	24	39%	
Georgia Perimeter College	DIRECT DEPOSIT MANUAL	40		
Georgia Perimeter College	DIRECT DEPOSIT SS	42	51%	
Georgia Perimeter College	GENERAL DEDUCTION MANUAL	324		
Georgia Perimeter College	GENERAL DEDUCTION SS	0	0%	
Georgia Perimeter College	MARITAL STATUS CHANGE MANUAL	2		
Georgia Perimeter College	MARITAL STATUS CHANGE SS	2	50%	
Georgia Perimeter College	NAME CHANGE MANUAL	8		
Georgia Perimeter College	NAME CHANGE SS	0	0%	
Georgia Perimeter College	W2 REQUESTS	16		
Georgia Perimeter College	W4 MANUAL	31		
Georgia Perimeter College	W4 SS	28	47%	
<b>Checks vs. Advices</b>				
Georgia Perimeter College	Full Time Employees Paid:	2122		
Georgia Perimeter College	Full Time Employees Receiving Checks:	278		
Georgia Perimeter College	Full Time Employees On Direct Deposit:	87%		
Georgia Perimeter College	Part Time Employees Paid:	860		
Georgia Perimeter College	Part Time Employees Receiving Checks:	401		
Georgia Perimeter College	Part Time Employees On Direct Deposit:	53%		
Georgia Perimeter College	Students Paid:	148		
Georgia Perimeter College	Students Receiving Checks:	110		
Georgia Perimeter College	Students On Direct Deposit:	26%		
Georgia Perimeter College	Total Employees Paid:	3130		
Georgia Perimeter College	Total Employees Receiving Checks:	789		
Georgia Perimeter College	Total On Direct Deposit:	75%		

<b>Campus</b>	<b>Category</b>	<b>Count</b>	<b>Category %</b>	<b>Active Campus %</b>
<b>Self Service Utilization</b>				
East Georgia College	Full Time Employees	118	92%	36%
East Georgia College	Full Time SS Users	108		
East Georgia College	Part Time Employees	66	47%	
East Georgia College	Part Time SS Users	31		
East Georgia College	Students	252	8%	
East Georgia College	Student SS Users	19		
East Georgia College	Retirees	29	7%	
East Georgia College	Retiree SS Users	2		
East Georgia College	Inactive Employees	301	2%	
East Georgia College	Inactive SS Users	5		
<b>Self Service Transactions vs Manual</b>				
East Georgia College	ADDRESS CHANGE MANUAL	1		
East Georgia College	ADDRESS CHANGE SS	1	50%	
East Georgia College	DIRECT DEPOSIT MANUAL	4		
East Georgia College	DIRECT DEPOSIT SS	0	0%	
East Georgia College	GENERAL DEDUCTION MANUAL	59		
East Georgia College	GENERAL DEDUCTION SS	0	0%	
East Georgia College	MARITAL STATUS CHANGE MANUAL	0		
East Georgia College	MARITAL STATUS CHANGE SS	0		
East Georgia College	NAME CHANGE MANUAL	0		
East Georgia College	NAME CHANGE SS	0		
East Georgia College	W2 REQUESTS	0		
East Georgia College	W4 MANUAL	0		
East Georgia College	W4 SS	2	100%	
<b>Checks vs. Advices</b>				
East Georgia College	Full Time Employees Paid:	148		
East Georgia College	Full Time Employees Receiving Checks:	13		
East Georgia College	Full Time Employees On Direct Deposit:	91%		
East Georgia College	Part Time Employees Paid:	55		
East Georgia College	Part Time Employees Receiving Checks:	16		
East Georgia College	Part Time Employees On Direct Deposit:	71%		
East Georgia College	Students Paid:	29		
East Georgia College	Students Receiving Checks:	13		
East Georgia College	Students On Direct Deposit:	55%		
East Georgia College	Total Employees Paid:	232		
East Georgia College	Total Employees Receiving Checks:	42		
East Georgia College	Total On Direct Deposit:	82%		

<b>Campus</b>	<b>Category</b>	<b>Count</b>	<b>Category %</b>	<b>Active Campus %</b>
<b>Self Service Utilization</b>				
Ga Highlands College	Full Time Employees	261	75%	59%
Ga Highlands College	Full Time SS Users	195		
Ga Highlands College	Part Time Employees	80	26%	
Ga Highlands College	Part Time SS Users	21		
Ga Highlands College	Students	25	4%	
Ga Highlands College	Student SS Users	1		
Ga Highlands College	Retirees	90	4%	
Ga Highlands College	Retiree SS Users	4		
Ga Highlands College	Inactive Employees	1448	2%	
Ga Highlands College	Inactive SS Users	24		
<b>Self Service Transactions vs Manual</b>				
Ga Highlands College	ADDRESS CHANGE MANUAL	15		
Ga Highlands College	ADDRESS CHANGE SS	5	25%	
Ga Highlands College	DIRECT DEPOSIT MANUAL	13		
Ga Highlands College	DIRECT DEPOSIT SS	0	0%	
Ga Highlands College	GENERAL DEDUCTION MANUAL	99		
Ga Highlands College	GENERAL DEDUCTION SS	0	0%	
Ga Highlands College	MARITAL STATUS CHANGE MANUAL	0		
Ga Highlands College	MARITAL STATUS CHANGE SS	0		
Ga Highlands College	NAME CHANGE MANUAL	0		
Ga Highlands College	NAME CHANGE SS	0		
Ga Highlands College	W2 REQUESTS	0		
Ga Highlands College	W4 MANUAL	0		
Ga Highlands College	W4 SS	1	100%	
<b>Checks vs. Advices</b>				
Ga Highlands College	Full Time Employees Paid:	355		
Ga Highlands College	Full Time Employees Receiving Checks:	40		
Ga Highlands College	Full Time Employees On Direct Deposit:	89%		
Ga Highlands College	Part Time Employees Paid:	115		
Ga Highlands College	Part Time Employees Receiving Checks:	57		
Ga Highlands College	Part Time Employees On Direct Deposit:	50%		
Ga Highlands College	Students Paid:	23		
Ga Highlands College	Students Receiving Checks:	21		
Ga Highlands College	Students On Direct Deposit:	9%		
Ga Highlands College	Total Employees Paid:	493		
Ga Highlands College	Total Employees Receiving Checks:	118		
Ga Highlands College	Total On Direct Deposit:	76%		

<b>Campus</b>	<b>Category</b>	<b>Count</b>	<b>Category %</b>	<b>Active Campus %</b>
<b>Self Service Utilization</b>				
Gainesville State College	Full Time Employees	375	22%	15%
Gainesville State College	Full Time SS Users	82		
Gainesville State College	Part Time Employees	112	4%	
Gainesville State College	Part Time SS Users	5		
Gainesville State College	Students	77	0%	
Gainesville State College	Student SS Users	0		
Gainesville State College	Retirees	105	1%	
Gainesville State College	Retiree SS Users	1		
Gainesville State College	Inactive Employees	1535	0%	
Gainesville State College	Inactive SS Users	5		
<b>Self Service Transactions vs Manual</b>				
Gainesville State College	ADDRESS CHANGE MANUAL	10		
Gainesville State College	ADDRESS CHANGE SS	3	23%	
Gainesville State College	DIRECT DEPOSIT MANUAL	11		
Gainesville State College	DIRECT DEPOSIT SS	2	15%	
Gainesville State College	GENERAL DEDUCTION MANUAL	82		
Gainesville State College	GENERAL DEDUCTION SS	0	0%	
Gainesville State College	MARITAL STATUS CHANGE MANUAL	0		
Gainesville State College	MARITAL STATUS CHANGE SS	0		
Gainesville State College	NAME CHANGE MANUAL	0		
Gainesville State College	NAME CHANGE SS	0		
Gainesville State College	W2 REQUESTS	0		
Gainesville State College	W4 MANUAL	4		
Gainesville State College	W4 SS	0	0%	
<b>Checks vs. Advices</b>				
Gainesville State College	Full Time Employees Paid:	490		
Gainesville State College	Full Time Employees Receiving Checks:	18		
Gainesville State College	Full Time Employees On Direct Deposit:	96%		
Gainesville State College	Part Time Employees Paid:	55		
Gainesville State College	Part Time Employees Receiving Checks:	2		
Gainesville State College	Part Time Employees On Direct Deposit:	96%		
Gainesville State College	Students Paid:	62		
Gainesville State College	Students Receiving Checks:	23		
Gainesville State College	Students On Direct Deposit:	63%		
Gainesville State College	Total Employees Paid:	607		
Gainesville State College	Total Employees Receiving Checks:	43		
Gainesville State College	Total On Direct Deposit:	93%		

<b>Campus</b>	<b>Category</b>	<b>Count</b>	<b>Category %</b>	<b>Active Campus %</b>
<b>Self Service Utilization</b>				
Gordon College	Full Time Employees	244	73%	55%
Gordon College	Full Time SS Users	177		
Gordon College	Part Time Employees	50	8%	
Gordon College	Part Time SS Users	4		
Gordon College	Students	53	17%	
Gordon College	Student SS Users	9		
Gordon College	Retirees	34	6%	
Gordon College	Retiree SS Users	2		
Gordon College	Inactive Employees	1411	1%	
Gordon College	Inactive SS Users	9		
<b>Self Service Transactions vs Manual</b>				
Gordon College	ADDRESS CHANGE MANUAL	4		
Gordon College	ADDRESS CHANGE SS	1	20%	
Gordon College	DIRECT DEPOSIT MANUAL	7		
Gordon College	DIRECT DEPOSIT SS	4	36%	
Gordon College	GENERAL DEDUCTION MANUAL	22		
Gordon College	GENERAL DEDUCTION SS	0	0%	
Gordon College	MARITAL STATUS CHANGE MANUAL	2		
Gordon College	MARITAL STATUS CHANGE SS	0	0%	
Gordon College	NAME CHANGE MANUAL	0		
Gordon College	NAME CHANGE SS	0		
Gordon College	W2 REQUESTS	0		
Gordon College	W4 MANUAL	9		
Gordon College	W4 SS	1	10%	
<b>Checks vs. Advices</b>				
Gordon College	Full Time Employees Paid:	340		
Gordon College	Full Time Employees Receiving Checks:	15		
Gordon College	Full Time Employees On Direct Deposit:	96%		
Gordon College	Part Time Employees Paid:	48		
Gordon College	Part Time Employees Receiving Checks:	24		
Gordon College	Part Time Employees On Direct Deposit:	50%		
Gordon College	Students Paid:	47		
Gordon College	Students Receiving Checks:	22		
Gordon College	Students On Direct Deposit:	53%		
Gordon College	Total Employees Paid:	435		
Gordon College	Total Employees Receiving Checks:	61		
Gordon College	Total On Direct Deposit:	86%		

<b>Campus</b>	<b>Category</b>	<b>Count</b>	<b>Category %</b>	<b>Active Campus %</b>
<b>Self Service Utilization</b>				
Macon State College	Full Time Employees	393	27%	18%
Macon State College	Full Time SS Users	108		
Macon State College	Part Time Employees	167	5%	
Macon State College	Part Time SS Users	9		
Macon State College	Students	85	1%	
Macon State College	Student SS Users	1		
Macon State College	Retirees	100	2%	
Macon State College	Retiree SS Users	2		
Macon State College	Inactive Employees	1583	0%	
Macon State College	Inactive SS Users	2		
<b>Self Service Transactions vs Manual</b>				
Macon State College	ADDRESS CHANGE MANUAL	22		
Macon State College	ADDRESS CHANGE SS	3	12%	
Macon State College	DIRECT DEPOSIT MANUAL	20		
Macon State College	DIRECT DEPOSIT SS	4	17%	
Macon State College	GENERAL DEDUCTION MANUAL	185		
Macon State College	GENERAL DEDUCTION SS	0	0%	
Macon State College	MARITAL STATUS CHANGE MANUAL	1		
Macon State College	MARITAL STATUS CHANGE SS	0	0%	
Macon State College	NAME CHANGE MANUAL	1		
Macon State College	NAME CHANGE SS	0	0%	
Macon State College	W2 REQUESTS	0		
Macon State College	W4 MANUAL	13		
Macon State College	W4 SS	8	38%	
<b>Checks vs. Advices</b>				
Macon State College	Full Time Employees Paid:	640		
Macon State College	Full Time Employees Receiving Checks:	17		
Macon State College	Full Time Employees On Direct Deposit:	97%		
Macon State College	Part Time Employees Paid:	136		
Macon State College	Part Time Employees Receiving Checks:	12		
Macon State College	Part Time Employees On Direct Deposit:	91%		
Macon State College	Students Paid:	111		
Macon State College	Students Receiving Checks:	2		
Macon State College	Students On Direct Deposit:	98%		
Macon State College	Total Employees Paid:	887		
Macon State College	Total Employees Receiving Checks:	31		
Macon State College	Total On Direct Deposit:	97%		

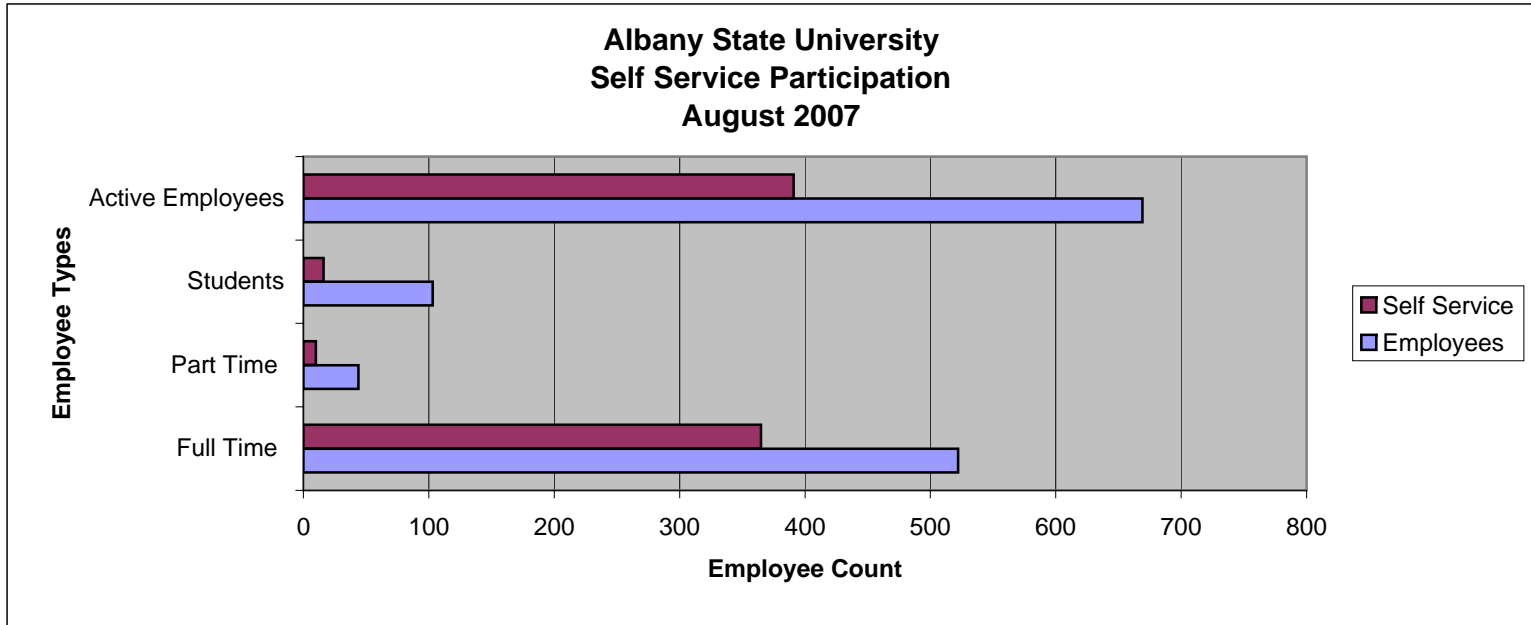
<b>Campus</b>	<b>Category</b>	<b>Count</b>	<b>Category %</b>	<b>Active Campus %</b>
<b>Self Service Utilization</b>				
Middle Georgia College	Full Time Employees	308	76%	52%
Middle Georgia College	Full Time SS Users	233		
Middle Georgia College	Part Time Employees	56	18%	
Middle Georgia College	Part Time SS Users	10		
Middle Georgia College	Students	123	7%	
Middle Georgia College	Student SS Users	9		
Middle Georgia College	Retirees	121	3%	
Middle Georgia College	Retiree SS Users	4		
Middle Georgia College	Inactive Employees	1992	2%	
Middle Georgia College	Inactive SS Users	40		
<b>Self Service Transactions vs Manual</b>				
Middle Georgia College	ADDRESS CHANGE MANUAL	14		
Middle Georgia College	ADDRESS CHANGE SS	2	13%	
Middle Georgia College	DIRECT DEPOSIT MANUAL	38		
Middle Georgia College	DIRECT DEPOSIT SS	4	10%	
Middle Georgia College	GENERAL DEDUCTION MANUAL	20		
Middle Georgia College	GENERAL DEDUCTION SS	0	0%	
Middle Georgia College	MARITAL STATUS CHANGE MANUAL	0		
Middle Georgia College	MARITAL STATUS CHANGE SS	0		
Middle Georgia College	NAME CHANGE MANUAL	1		
Middle Georgia College	NAME CHANGE SS	0	0%	
Middle Georgia College	W2 REQUESTS	0		
Middle Georgia College	W4 MANUAL	10		
Middle Georgia College	W4 SS	3	23%	
<b>Checks vs. Advices</b>				
Middle Georgia College	Full Time Employees Paid:	437		
Middle Georgia College	Full Time Employees Receiving Checks:	136		
Middle Georgia College	Full Time Employees On Direct Deposit:	69%		
Middle Georgia College	Part Time Employees Paid:	57		
Middle Georgia College	Part Time Employees Receiving Checks:	43		
Middle Georgia College	Part Time Employees On Direct Deposit:	25%		
Middle Georgia College	Students Paid:	70		
Middle Georgia College	Students Receiving Checks:	54		
Middle Georgia College	Students On Direct Deposit:	23%		
Middle Georgia College	Total Employees Paid:	564		
Middle Georgia College	Total Employees Receiving Checks:	233		
Middle Georgia College	Total On Direct Deposit:	59%		

<b>Campus</b>	<b>Category</b>	<b>Count</b>	<b>Category %</b>	<b>Active Campus %</b>
<b>Self Service Utilization</b>				
South Georgia College	Full Time Employees	147	22%	12%
South Georgia College	Full Time SS Users	33		
South Georgia College	Part Time Employees	78	3%	
South Georgia College	Part Time SS Users	2		
South Georgia College	Students	60	0%	
South Georgia College	Student SS Users	0		
South Georgia College	Retirees	83	1%	
South Georgia College	Retiree SS Users	1		
South Georgia College	Inactive Employees	875	1%	
South Georgia College	Inactive SS Users	5		
<b>Self Service Transactions vs Manual</b>				
South Georgia College	ADDRESS CHANGE MANUAL	1		
South Georgia College	ADDRESS CHANGE SS	0	0%	
South Georgia College	DIRECT DEPOSIT MANUAL	13		
South Georgia College	DIRECT DEPOSIT SS	0	0%	
South Georgia College	GENERAL DEDUCTION MANUAL	11		
South Georgia College	GENERAL DEDUCTION SS	0	0%	
South Georgia College	MARITAL STATUS CHANGE MANUAL	1		
South Georgia College	MARITAL STATUS CHANGE SS	1	50%	
South Georgia College	NAME CHANGE MANUAL	1		
South Georgia College	NAME CHANGE SS	0	0%	
South Georgia College	W2 REQUESTS	0		
South Georgia College	W4 MANUAL	2		
South Georgia College	W4 SS	0	0%	
<b>Checks vs. Advices</b>				
South Georgia College	Full Time Employees Paid:	202		
South Georgia College	Full Time Employees Receiving Checks:	50		
South Georgia College	Full Time Employees On Direct Deposit:	75%		
South Georgia College	Part Time Employees Paid:	23		
South Georgia College	Part Time Employees Receiving Checks:	9		
South Georgia College	Part Time Employees On Direct Deposit:	61%		
South Georgia College	Students Paid:	31		
South Georgia College	Students Receiving Checks:	15		
South Georgia College	Students On Direct Deposit:	52%		
South Georgia College	Total Employees Paid:	256		
South Georgia College	Total Employees Receiving Checks:	74		
South Georgia College	Total On Direct Deposit:	71%		

<b>Campus</b>	<b>Category</b>	<b>Count</b>	<b>Category %</b>	<b>Active Campus %</b>
<b>Self Service Utilization</b>				
Waycross College	Full Time Employees	93	55%	38%
Waycross College	Full Time SS Users	51		
Waycross College	Part Time Employees	33	15%	
Waycross College	Part Time SS Users	5		
Waycross College	Students	23	0%	
Waycross College	Student SS Users	0		
Waycross College	Retirees	23	4%	
Waycross College	Retiree SS Users	1		
Waycross College	Inactive Employees	544	2%	
Waycross College	Inactive SS Users	10		
<b>Self Service Transactions vs Manual</b>				
Waycross College	ADDRESS CHANGE MANUAL	4		
Waycross College	ADDRESS CHANGE SS	2	33%	
Waycross College	DIRECT DEPOSIT MANUAL	2		
Waycross College	DIRECT DEPOSIT SS	0	0%	
Waycross College	GENERAL DEDUCTION MANUAL	10		
Waycross College	GENERAL DEDUCTION SS	0	0%	
Waycross College	MARITAL STATUS CHANGE MANUAL	0		
Waycross College	MARITAL STATUS CHANGE SS	0		
Waycross College	NAME CHANGE MANUAL	0		
Waycross College	NAME CHANGE SS	0		
Waycross College	W2 REQUESTS	0		
Waycross College	W4 MANUAL	1		
Waycross College	W4 SS	0	0%	
<b>Checks vs. Advices</b>				
Waycross College	Full Time Employees Paid:	125		
Waycross College	Full Time Employees Receiving Checks:	16		
Waycross College	Full Time Employees On Direct Deposit:	87%		
Waycross College	Part Time Employees Paid:	11		
Waycross College	Part Time Employees Receiving Checks:	3		
Waycross College	Part Time Employees On Direct Deposit:	73%		
Waycross College	Students Paid:	29		
Waycross College	Students Receiving Checks:	29		
Waycross College	Students On Direct Deposit:	0%		
Waycross College	Total Employees Paid:	165		
Waycross College	Total Employees Receiving Checks:	48		
Waycross College	Total On Direct Deposit:	71%		

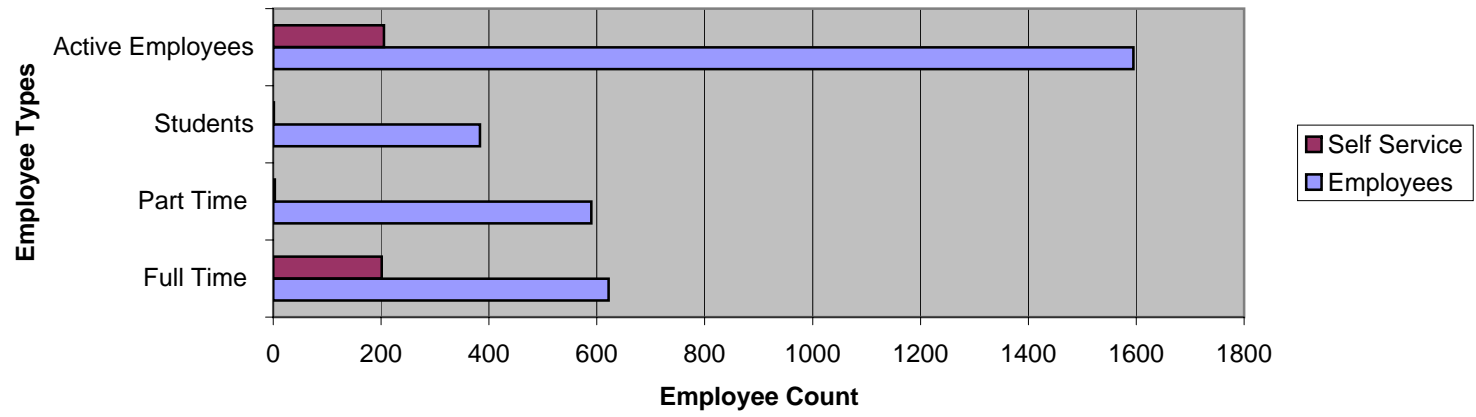
<b>Campus</b>	<b>Category</b>	<b>Count</b>	<b>Category %</b>	<b>Active Campus %</b>
<b>Self Service Utilization</b>				
Skidaway Institute of Oceanography	Full Time Employees	62	82%	65%
Skidaway Institute of Oceanography	Full Time SS Users	51		
Skidaway Institute of Oceanography	Part Time Employees	21	14%	
Skidaway Institute of Oceanography	Part Time SS Users	3		
Skidaway Institute of Oceanography	Students	0		
Skidaway Institute of Oceanography	Student SS Users	0		
Skidaway Institute of Oceanography	Retirees	27	7%	
Skidaway Institute of Oceanography	Retiree SS Users	2		
Skidaway Institute of Oceanography	Inactive Employees	225	0%	
Skidaway Institute of Oceanography	Inactive SS Users	0		
<b>Self Service Transactions vs Manual</b>				
Skidaway Institute of Oceanography	ADDRESS CHANGE MANUAL	1		
Skidaway Institute of Oceanography	ADDRESS CHANGE SS	1	50%	
Skidaway Institute of Oceanography	DIRECT DEPOSIT MANUAL	0		
Skidaway Institute of Oceanography	DIRECT DEPOSIT SS	0		
Skidaway Institute of Oceanography	GENERAL DEDUCTION MANUAL	2		
Skidaway Institute of Oceanography	GENERAL DEDUCTION SS	0	0%	
Skidaway Institute of Oceanography	MARITAL STATUS CHANGE MANUAL	0		
Skidaway Institute of Oceanography	MARITAL STATUS CHANGE SS	0		
Skidaway Institute of Oceanography	NAME CHANGE MANUAL	0		
Skidaway Institute of Oceanography	NAME CHANGE SS	0		
Skidaway Institute of Oceanography	W2 REQUESTS	0		
Skidaway Institute of Oceanography	W4 MANUAL	0		
Skidaway Institute of Oceanography	W4 SS	0		
<b>Checks vs. Advices</b>				
Skidaway Institute of Oceanography	Full Time Employees Paid:	62		
Skidaway Institute of Oceanography	Full Time Employees Receiving Checks:	1		
Skidaway Institute of Oceanography	Full Time Employees On Direct Deposit:	98%		
Skidaway Institute of Oceanography	Part Time Employees Paid:	13		
Skidaway Institute of Oceanography	Part Time Employees Receiving Checks:	5		
Skidaway Institute of Oceanography	Part Time Employees On Direct Deposit:	62%		
Skidaway Institute of Oceanography	Students Paid:	0		
Skidaway Institute of Oceanography	Students Receiving Checks:	0		
Skidaway Institute of Oceanography	Students On Direct Deposit:	0%		
Skidaway Institute of Oceanography	Total Employees Paid:	75		
Skidaway Institute of Oceanography	Total Employees Receiving Checks:	6		
Skidaway Institute of Oceanography	Total On Direct Deposit:	92%		

<b>Campus</b>	<b>Category</b>	<b>Count</b>	<b>Category %</b>	<b>Active Campus %</b>
<b>Self Service Utilization</b>				
Board of Regents	Full Time Employees	352	92%	83%
Board of Regents	Full Time SS Users	325		
Board of Regents	Part Time Employees	27	0%	
Board of Regents	Part Time SS Users	0		
Board of Regents	Students	21	33%	
Board of Regents	Student SS Users	7		
Board of Regents	Retirees	72	6%	
Board of Regents	Retiree SS Users	4		
Board of Regents	Inactive Employees	503	7%	
Board of Regents	Inactive SS Users	34		
<b>Self Service Transactions vs Manual</b>				
Board of Regents	ADDRESS CHANGE MANUAL	16		
Board of Regents	ADDRESS CHANGE SS	8	33%	
Board of Regents	DIRECT DEPOSIT MANUAL	8		
Board of Regents	DIRECT DEPOSIT SS	6	43%	
Board of Regents	GENERAL DEDUCTION MANUAL	132		
Board of Regents	GENERAL DEDUCTION SS	4	3%	
Board of Regents	MARITAL STATUS CHANGE MANUAL	0		
Board of Regents	MARITAL STATUS CHANGE SS	0		
Board of Regents	NAME CHANGE MANUAL	1		
Board of Regents	NAME CHANGE SS	0	0%	
Board of Regents	W2 REQUESTS	0		
Board of Regents	W4 MANUAL	4		
Board of Regents	W4 SS	10	71%	
<b>Checks vs. Advices</b>				
Board of Regents	Full Time Employees Paid:	722		
Board of Regents	Full Time Employees Receiving Checks:	27		
Board of Regents	Full Time Employees On Direct Deposit:	96%		
Board of Regents	Part Time Employees Paid:	0		
Board of Regents	Part Time Employees Receiving Checks:	0		
Board of Regents	Part Time Employees On Direct Deposit:	0%		
Board of Regents	Students Paid:	44		
Board of Regents	Students Receiving Checks:	19		
Board of Regents	Students On Direct Deposit:	57%		
Board of Regents	Total Employees Paid:	766		
Board of Regents	Total Employees Receiving Checks:	46		
Board of Regents	Total On Direct Deposit:	94%		

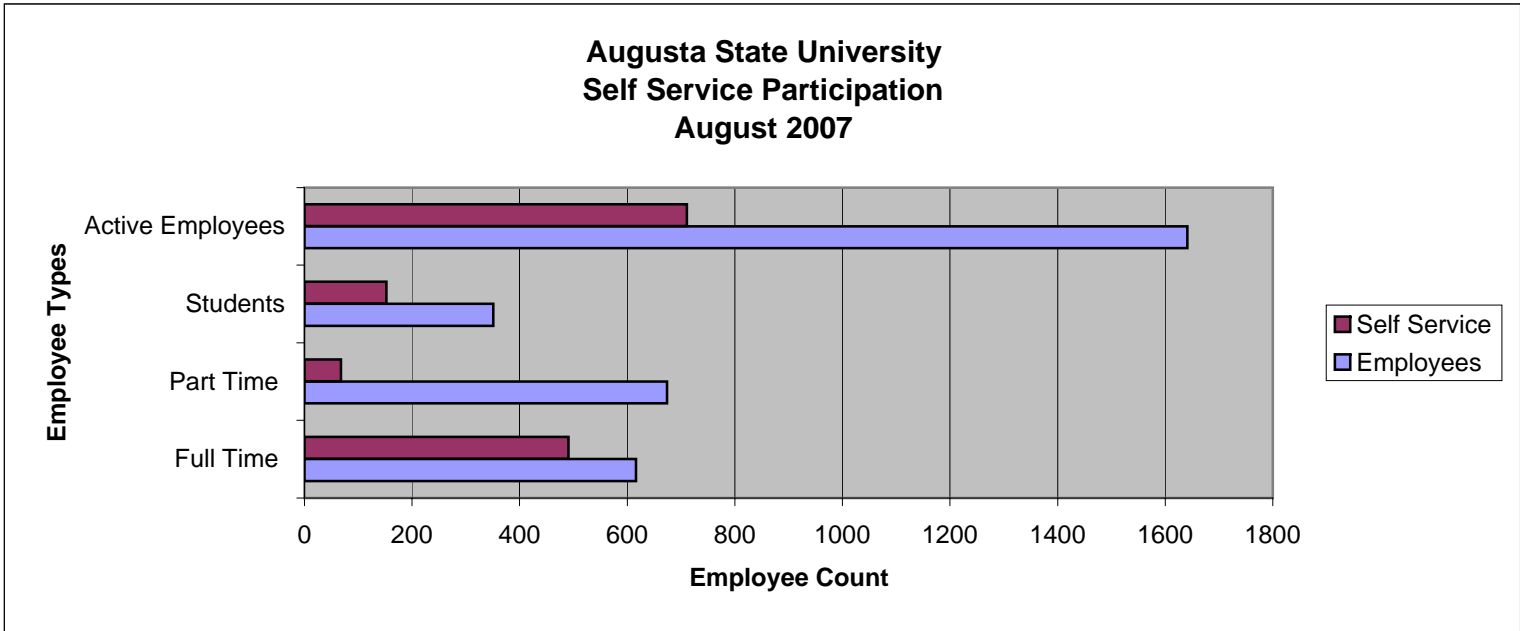


Albany State University	Employees	Self Service	%
Full Time	522	365	70%
Part Time	44	10	23%
Students	103	16	16%
Active Employees	669	391	58%

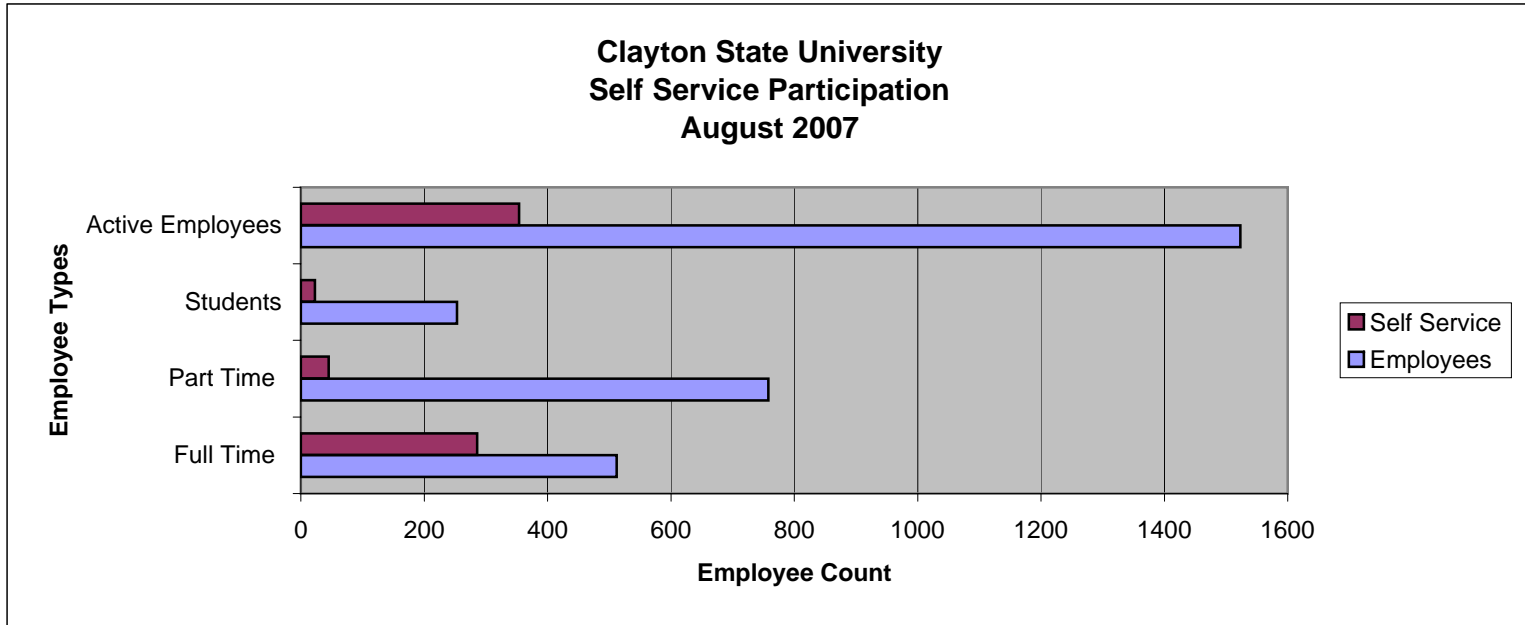
**Armstrong Atlantic State University  
Self Service Participation  
August 2007**



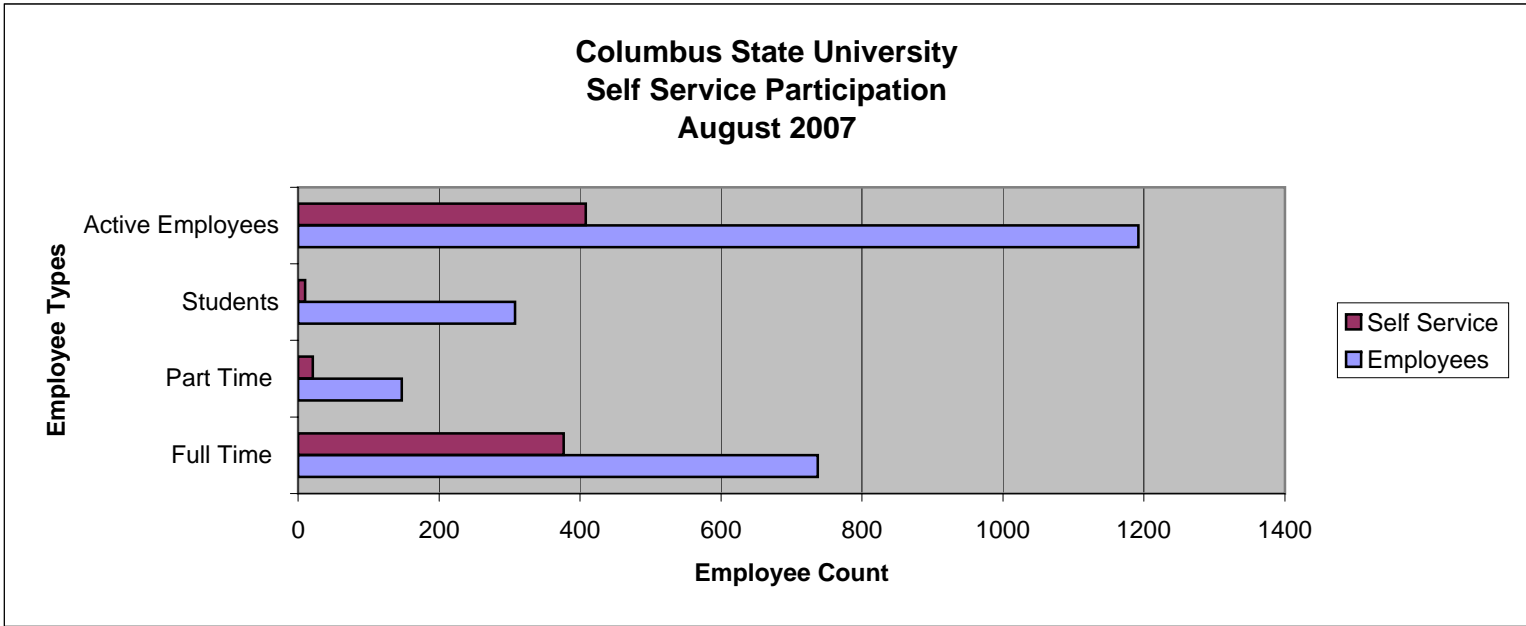
Armstrong Atlantic State Univ	Employees	Self Service	%
Full Time	622	201	32%
Part Time	590	3	1%
Students	383	1	0%
Active Employees	1595	205	13%



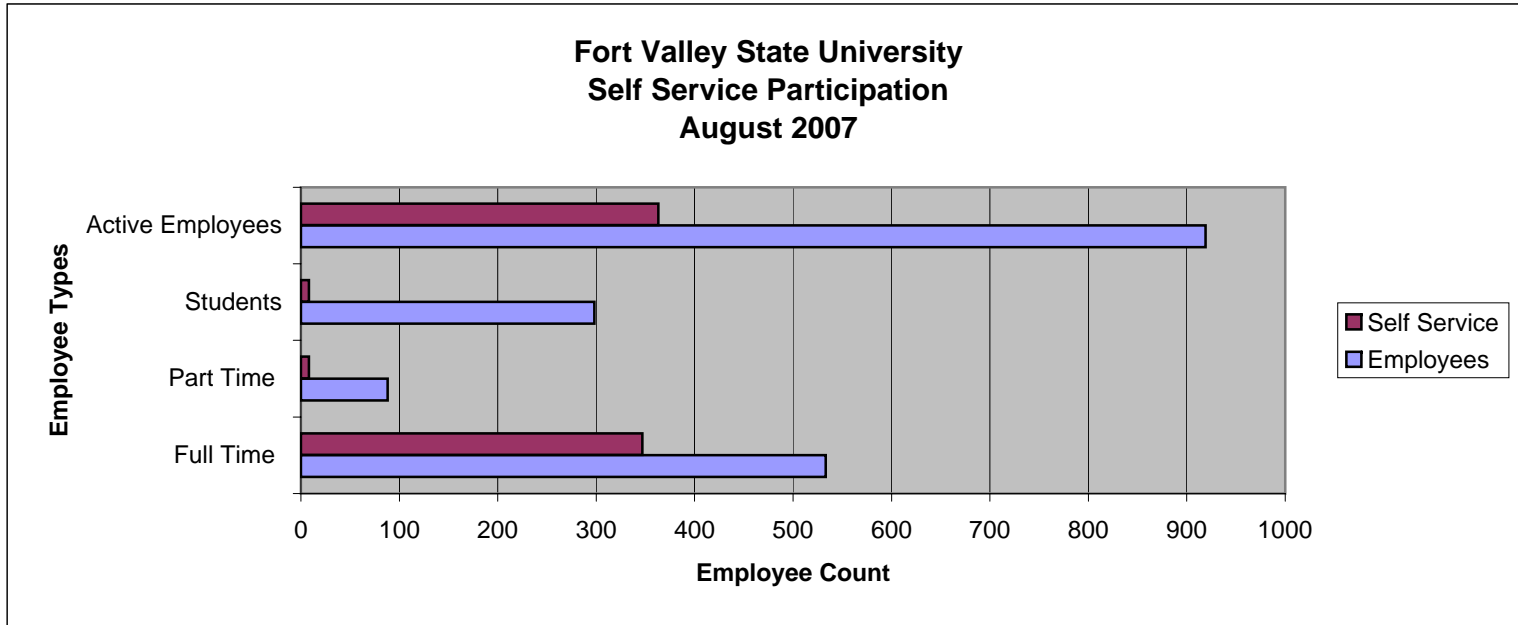
Augusta State University	Employees	Self Service	%
Full Time	616	491	80%
Part Time	674	68	10%
Students	351	152	43%
Active Employees	1641	711	43%



Clayton State University	Employees	Self Service	%
Full Time	512	286	56%
Part Time	758	45	6%
Students	253	23	9%
Active Employees	1523	354	23%

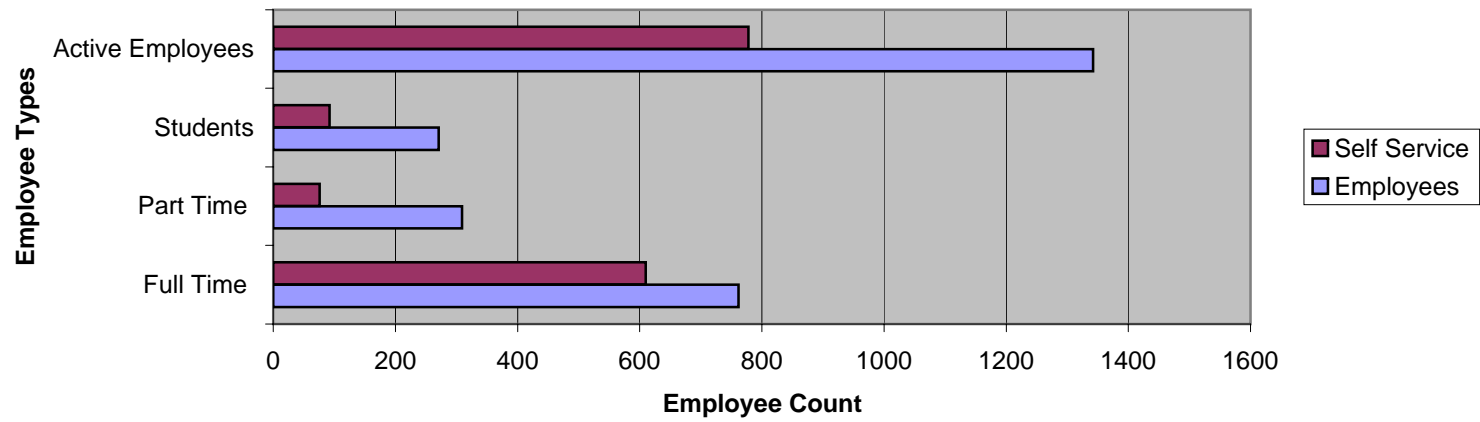


Columbus State University	Employees	Self Service	%
Full Time	737	377	51%
Part Time	147	21	14%
Students	308	10	3%
Active Employees	1192	408	34%



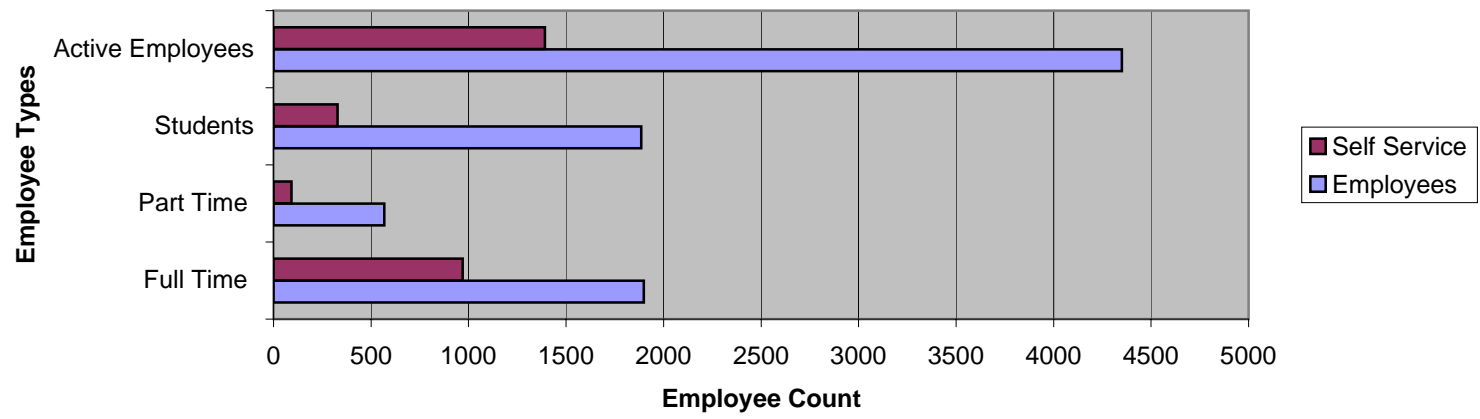
Fort Valley State University	Employees	Self Service	%
Full Time	533	347	65%
Part Time	88	8	9%
Students	298	8	3%
Active Employees	919	363	39%

**Georgia College & State University  
Self Service Participation  
August 2007**

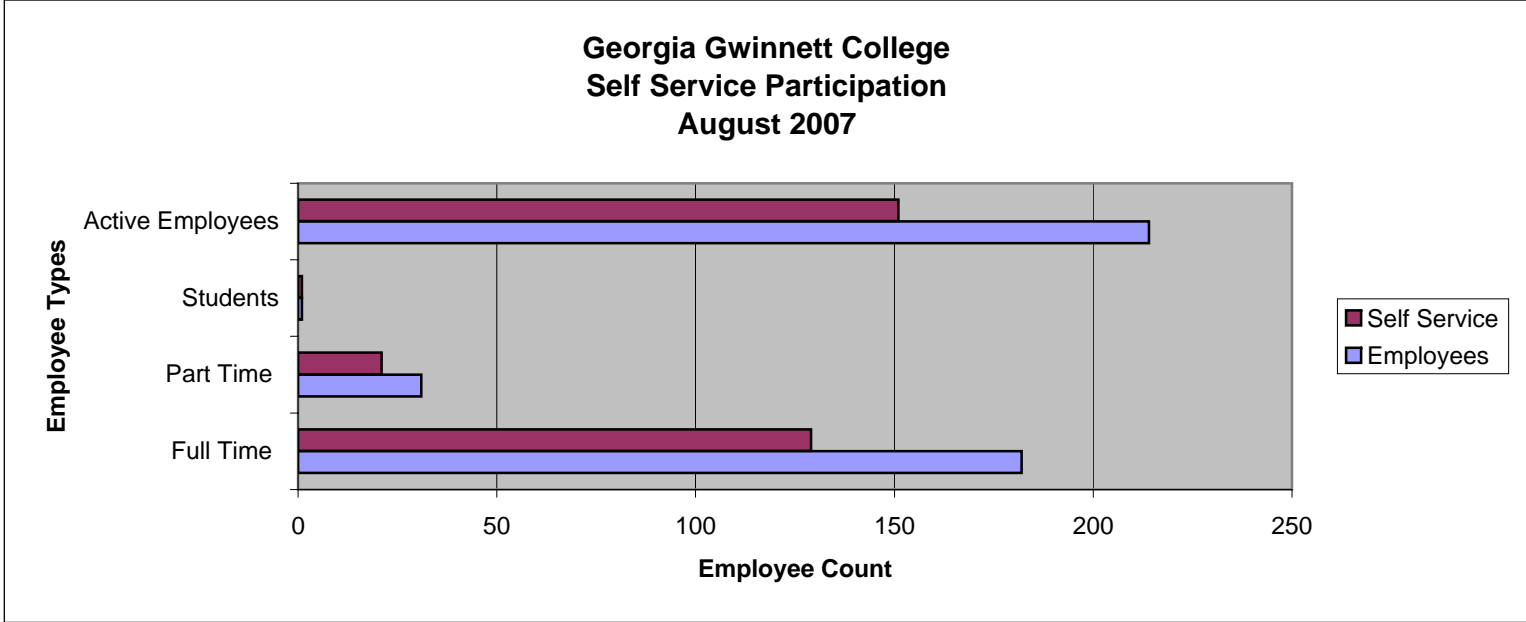


Georgia College & State Univ	Employees	Self Service	%
Full Time	762	610	80%
Part Time	309	76	25%
Students	271	92	34%
Active Employees	1342	778	58%

**Georgia Southern University  
Self Service Participation  
August 2007**

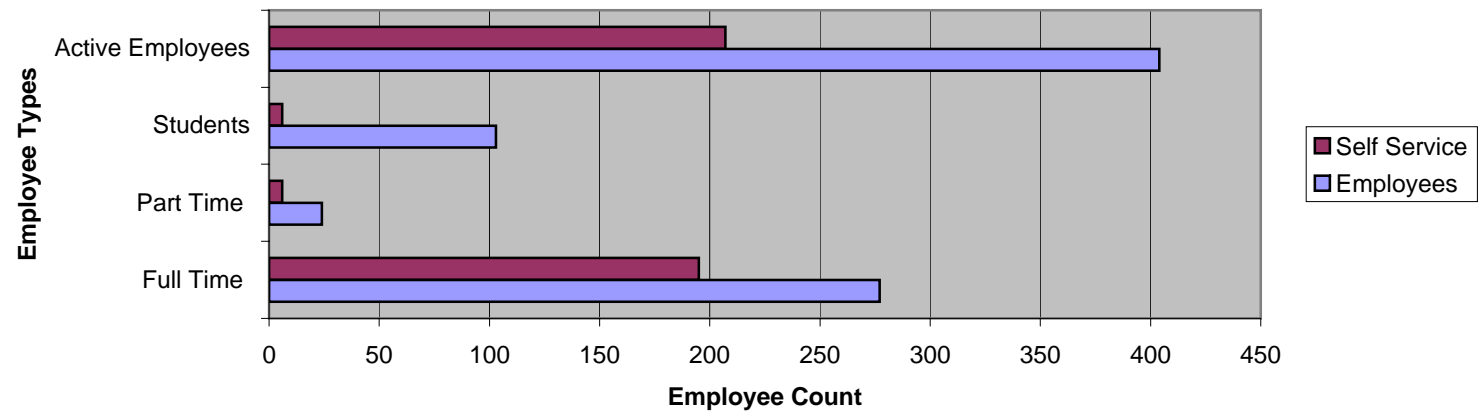


Georgia Southern University	Employees	Self Service	%
Full Time	1898	970	51%
Part Time	567	92	16%
Students	1886	329	17%
Active Employees	4351	1391	32%

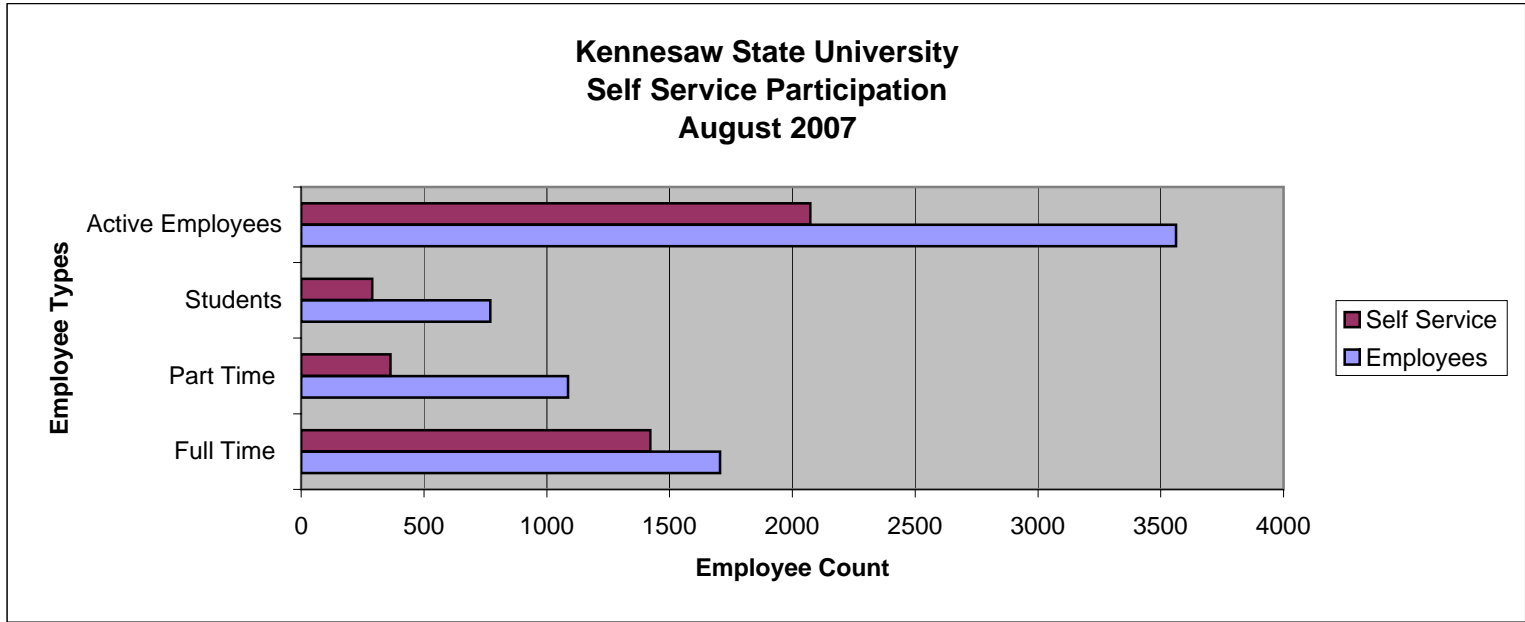


Georgia Gwinnett College	Employees	Self Service	%
Full Time	182	129	71%
Part Time	31	21	68%
Students	1	1	100%
Active Employees	214	151	71%

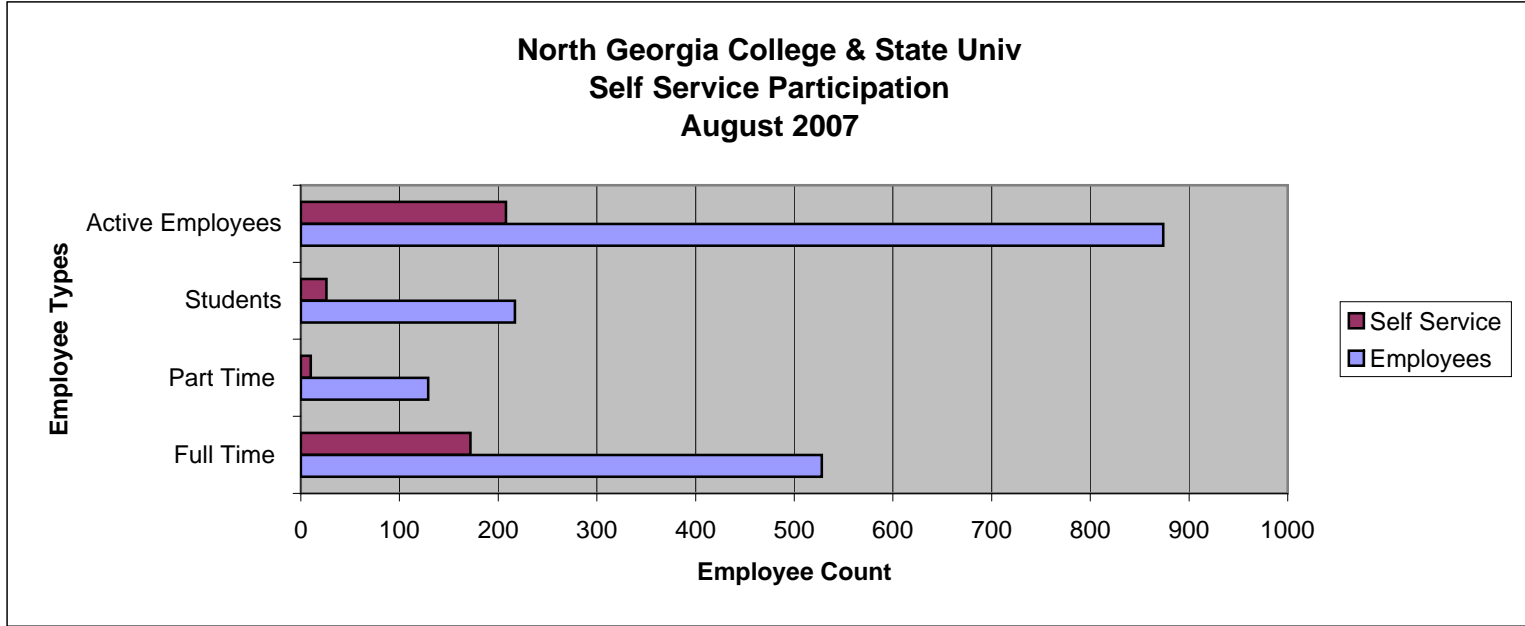
**Georgia Southwestern State University  
Self Service Participation  
August 2007**



Ga Southwestern State Univ	Employees	Self Service	%
Full Time	277	195	70%
Part Time	24	6	25%
Students	103	6	6%
Active Employees	404	207	51%

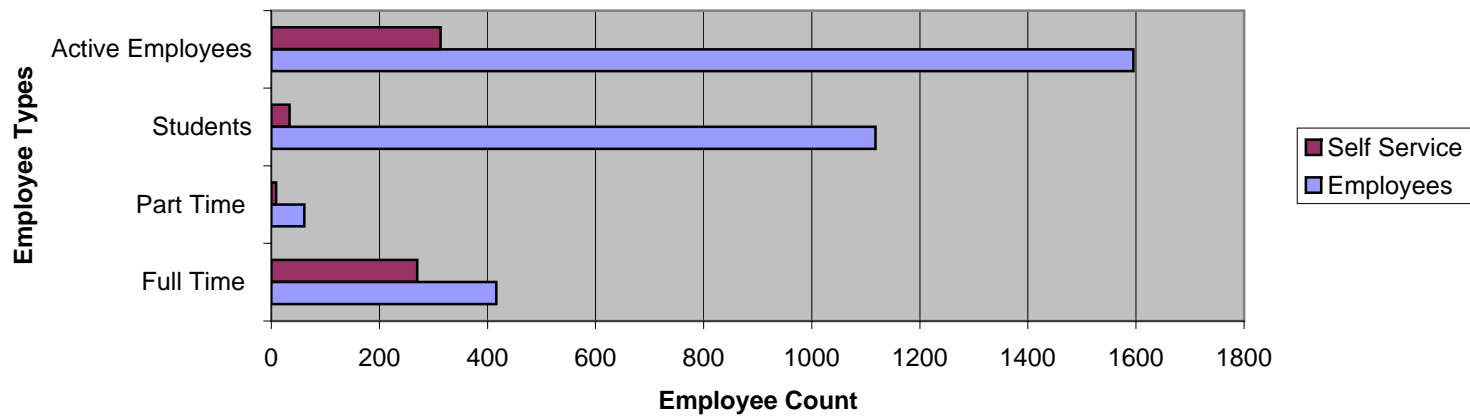


Kennesaw State University	Employees	Self Service	%
Full Time	1705	1421	83%
Part Time	1087	363	33%
Students	770	289	38%
Active Employees	3562	2073	58%

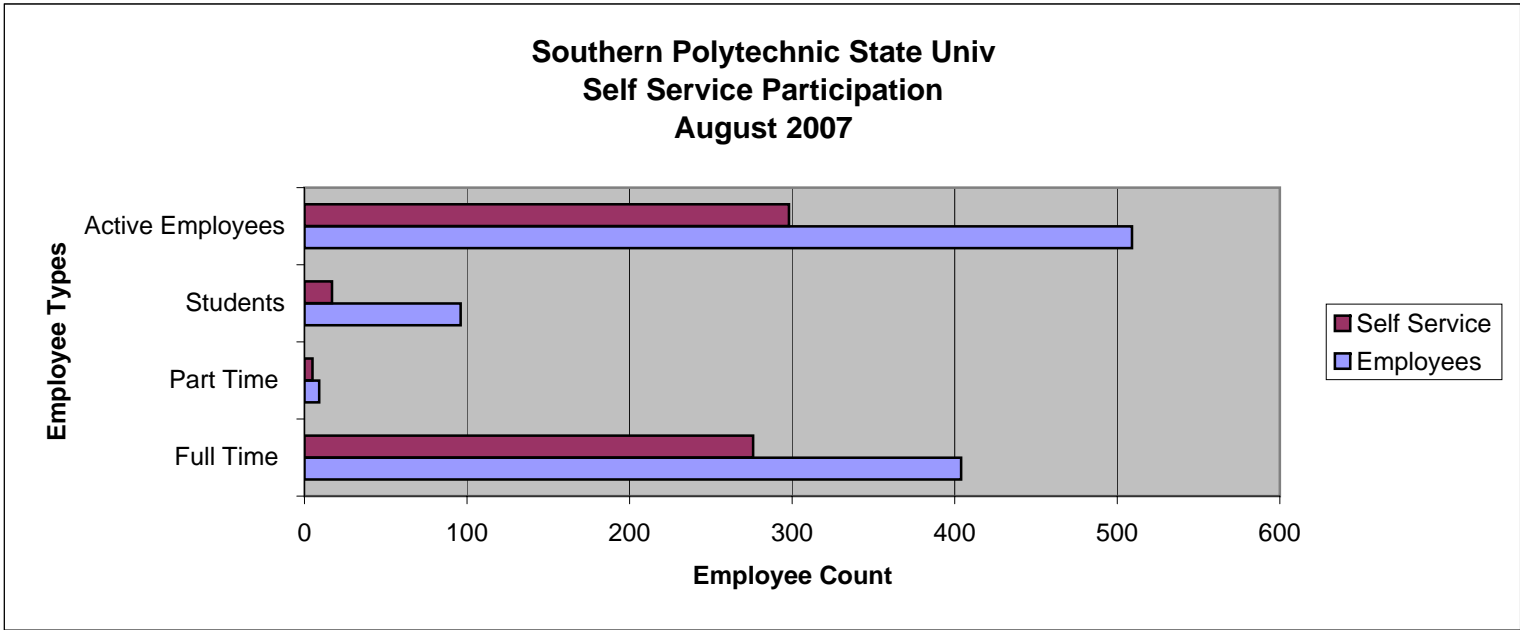


North GA College & State Univ	Employees	Self Service	%
Full Time	528	172	33%
Part Time	129	10	8%
Students	217	26	12%
Active Employees	874	208	24%

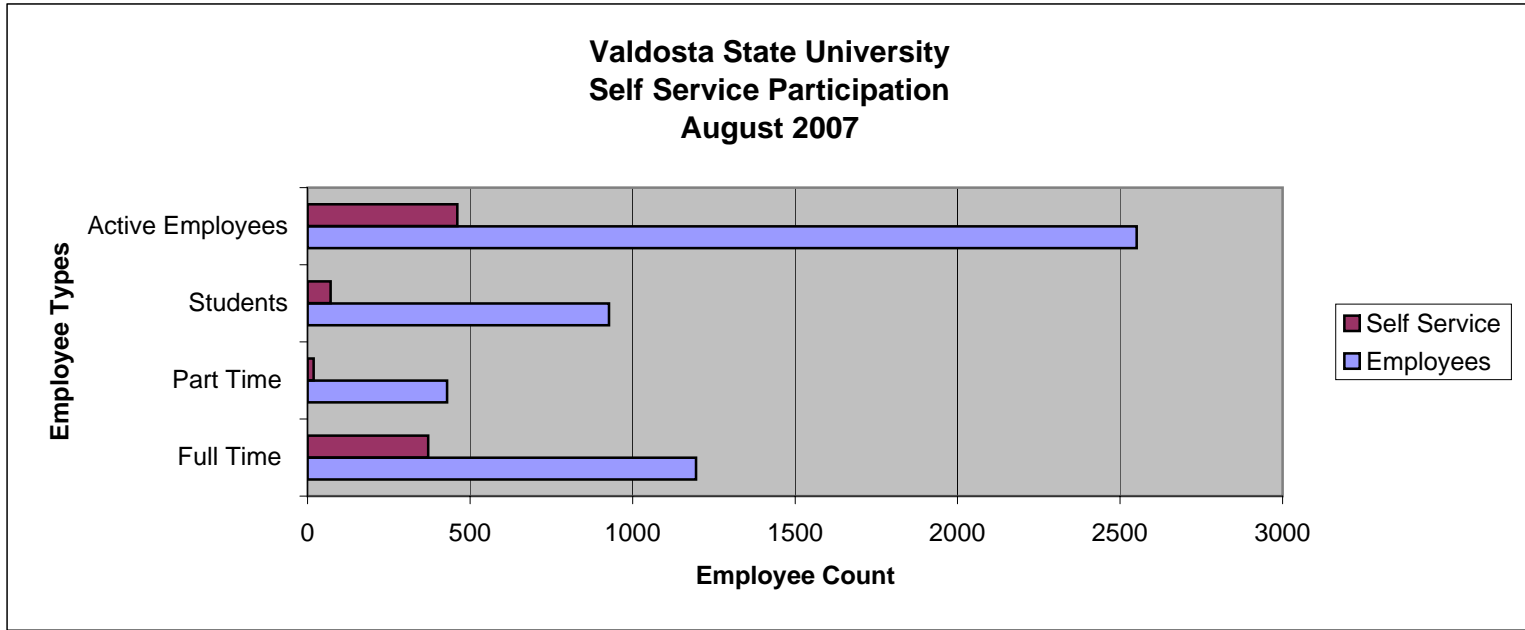
**Savannah State University  
Self Service Participation  
August 2007**



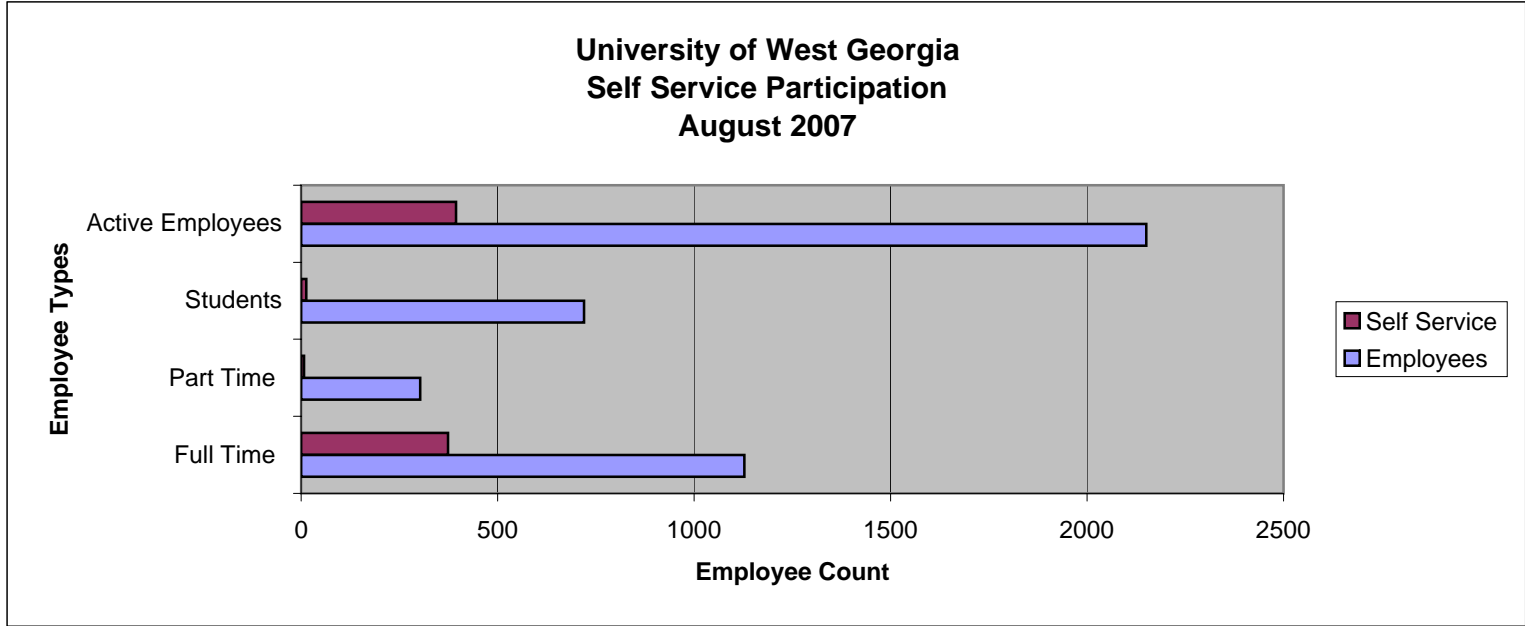
Savannah State University	Employees	Self Service	%
Full Time	416	270	65%
Part Time	61	9	15%
Students	1118	34	3%
Active Employees	1595	313	20%



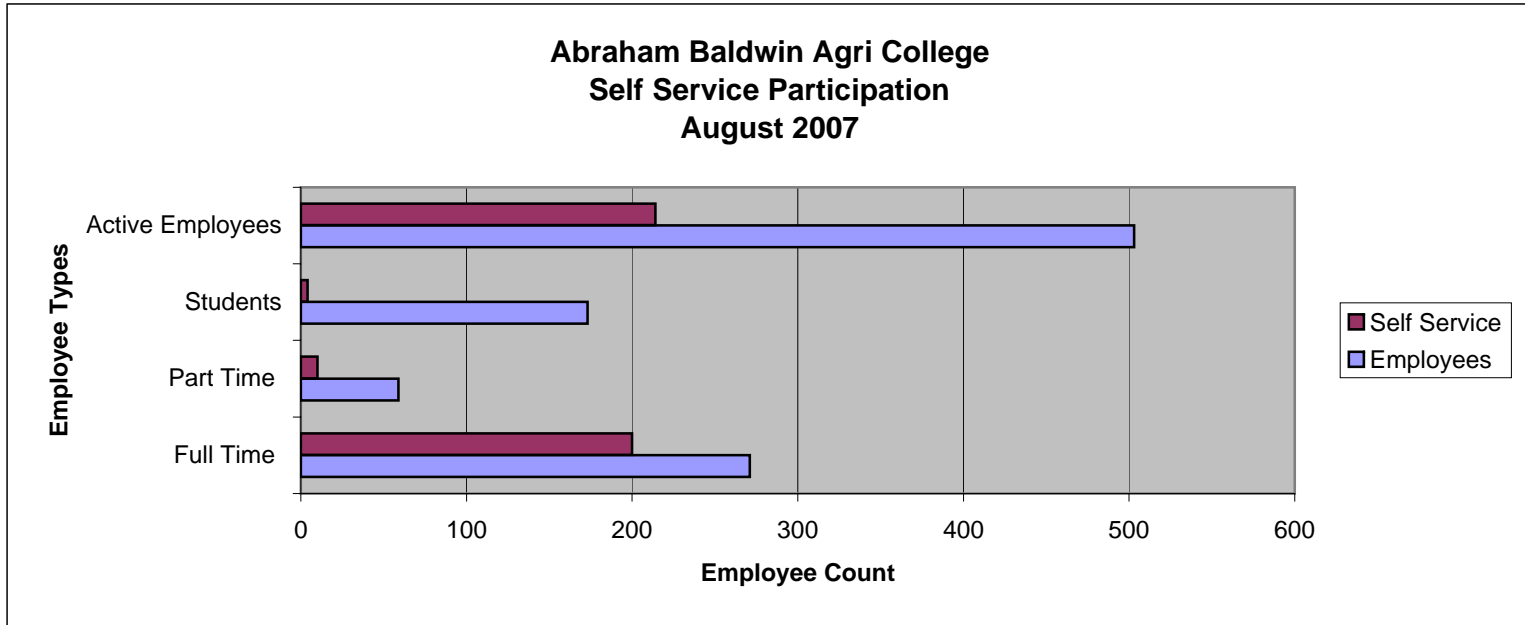
Southern Polytechnic State Univ	Employees	Self Service	%
Full Time	404	276	68%
Part Time	9	5	56%
Students	96	17	18%
Active Employees	509	298	59%



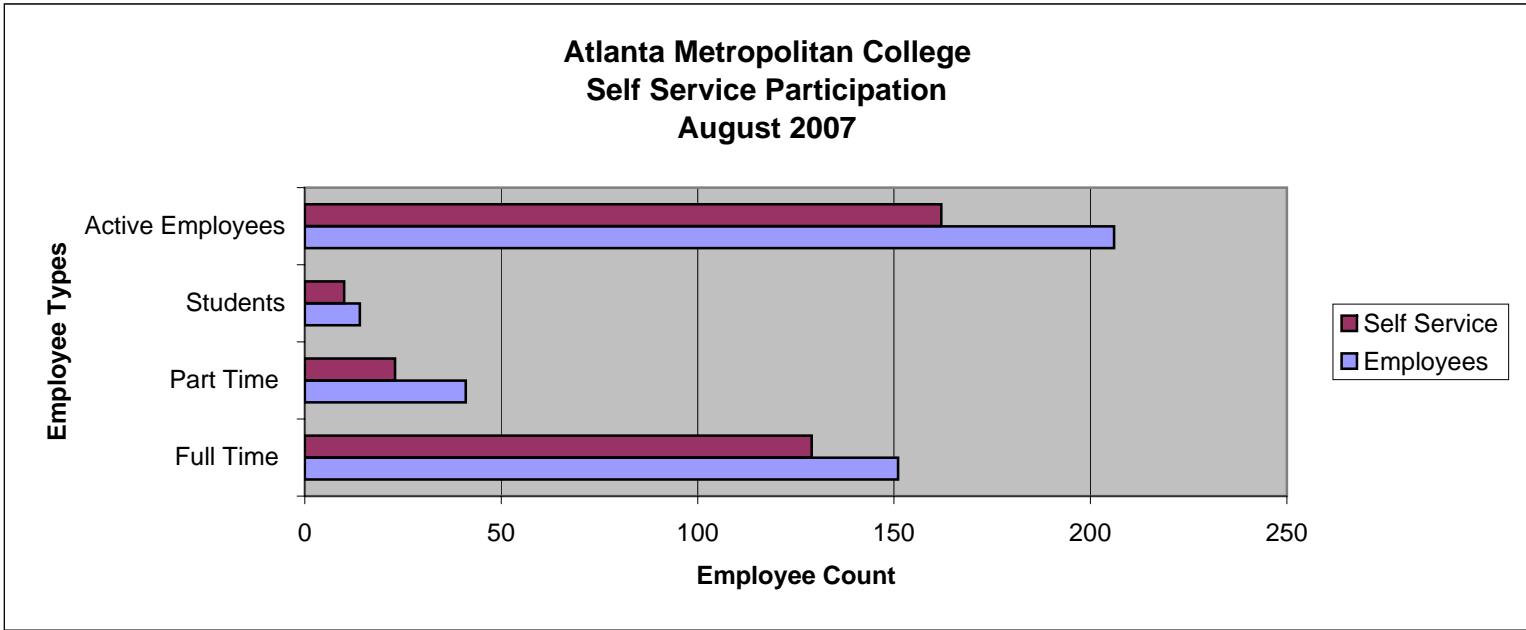
Valdosta State University	Employees	Self Service	%
Full Time	1195	371	31%
Part Time	429	19	4%
Students	927	71	8%
Active Employees	2551	461	18%



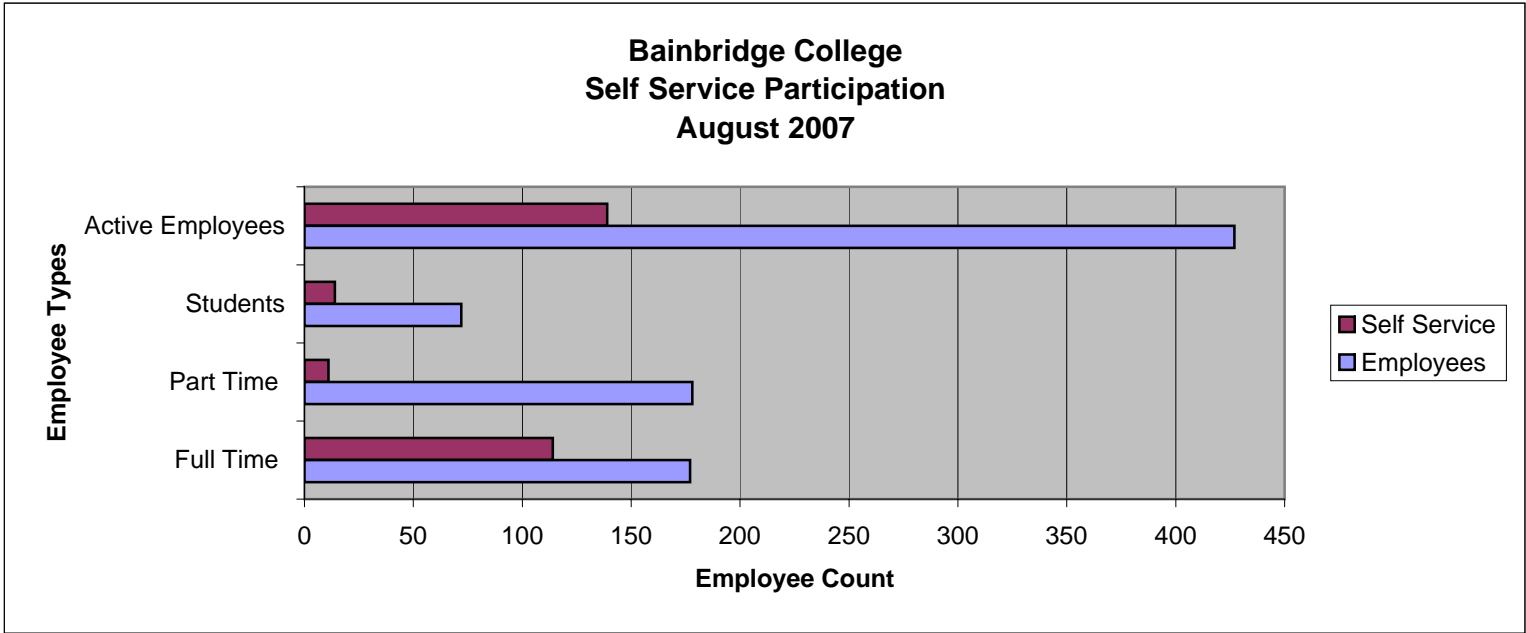
University of West Georgia	Employees	Self Service	%
Full Time	1128	374	33%
Part Time	303	7	2%
Students	720	13	2%
Active Employees	2151	394	18%



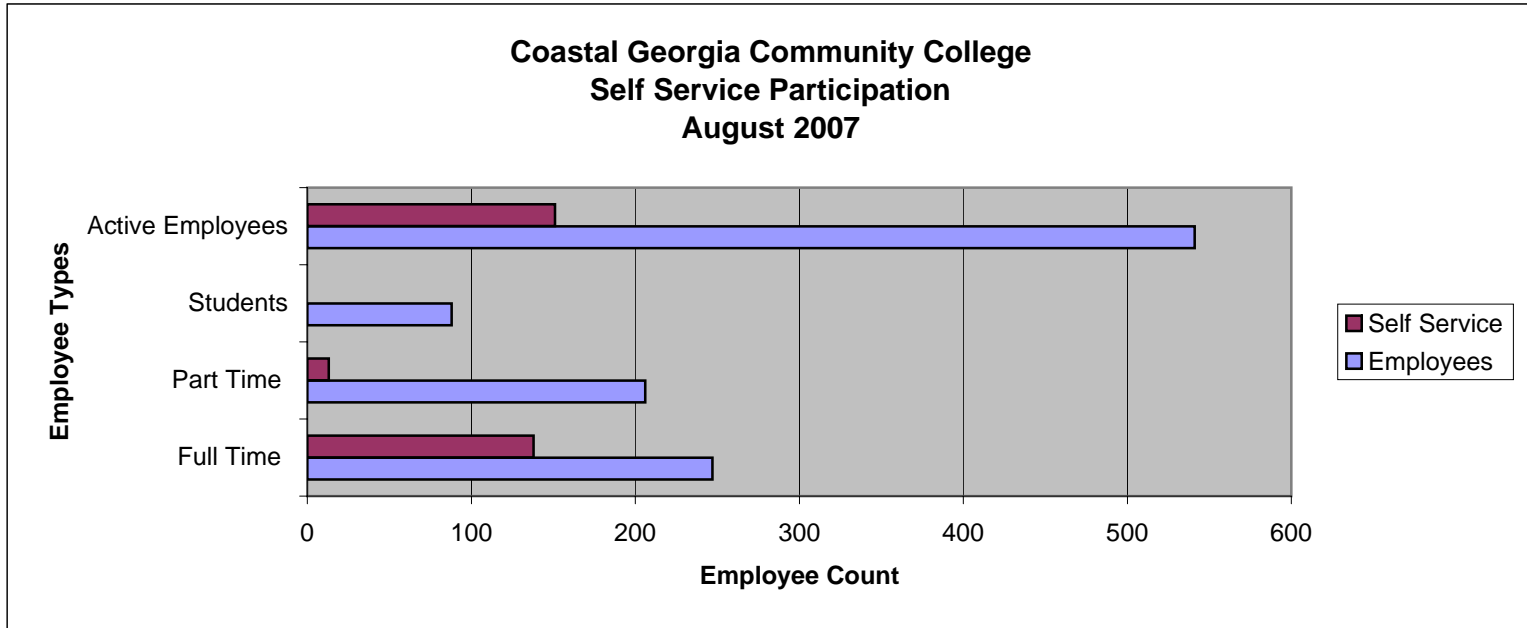
Abraham Baldwin Agri. College	Employees	Self Service	%
Full Time	271	200	74%
Part Time	59	10	17%
Students	173	4	2%
Active Employees	503	214	43%



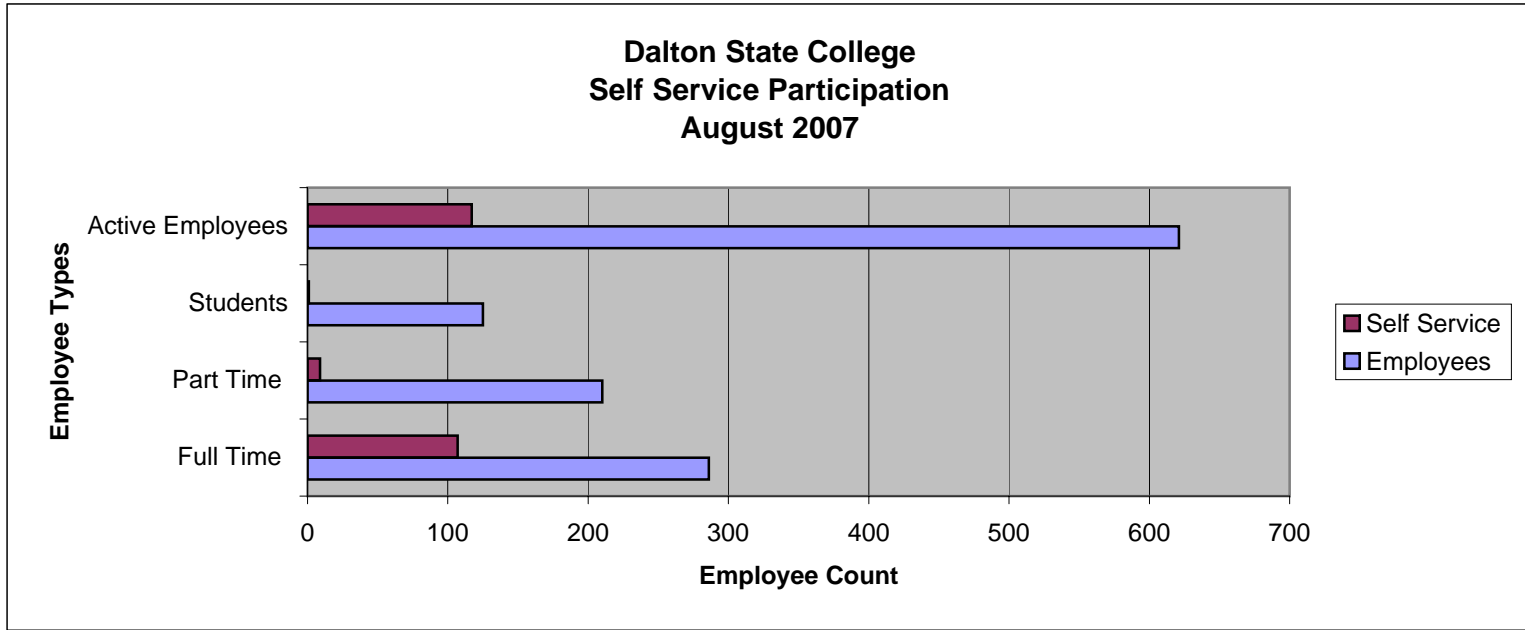
Atlanta Metropolitan College	Employees	Self Service	%
Full Time	151	129	85%
Part Time	41	23	56%
Students	14	10	71%
Active Employees	206	162	79%



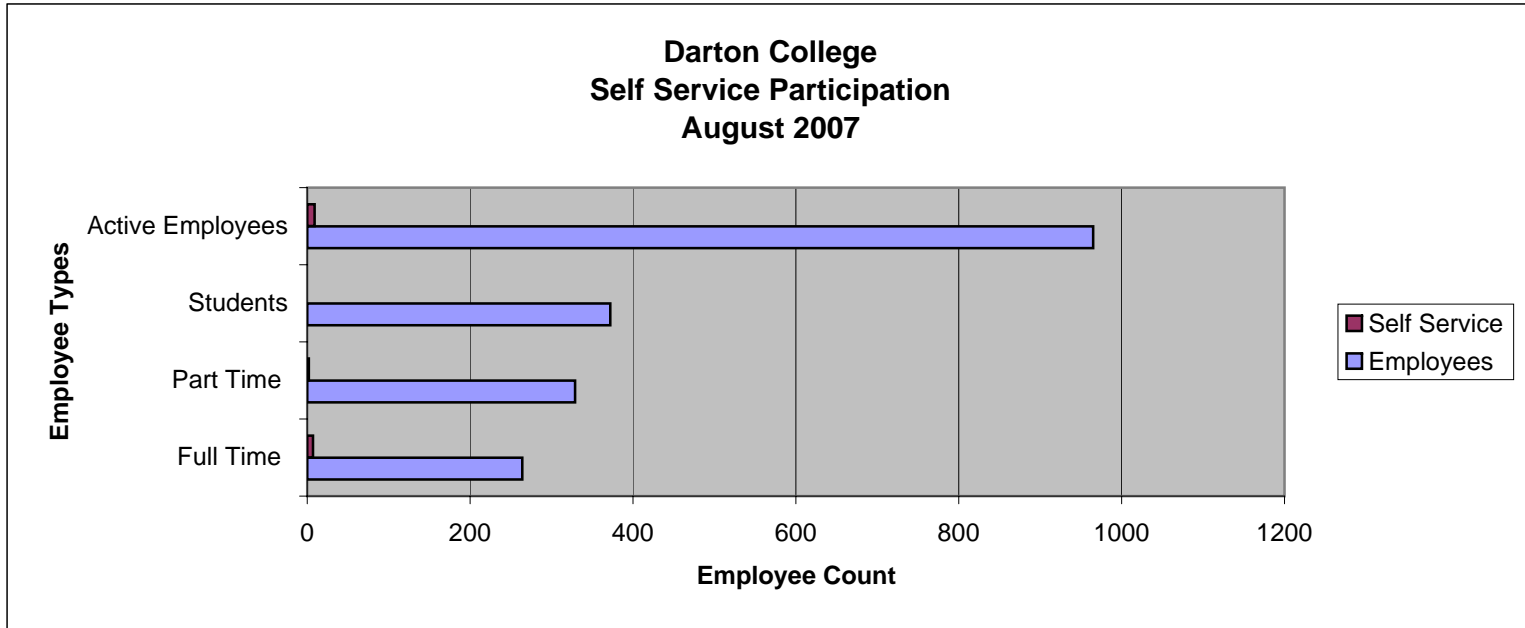
Bainbridge College	Employees	Self Service	%
Full Time	177	114	64%
Part Time	178	11	6%
Students	72	14	19%
Active Employees	427	139	33%



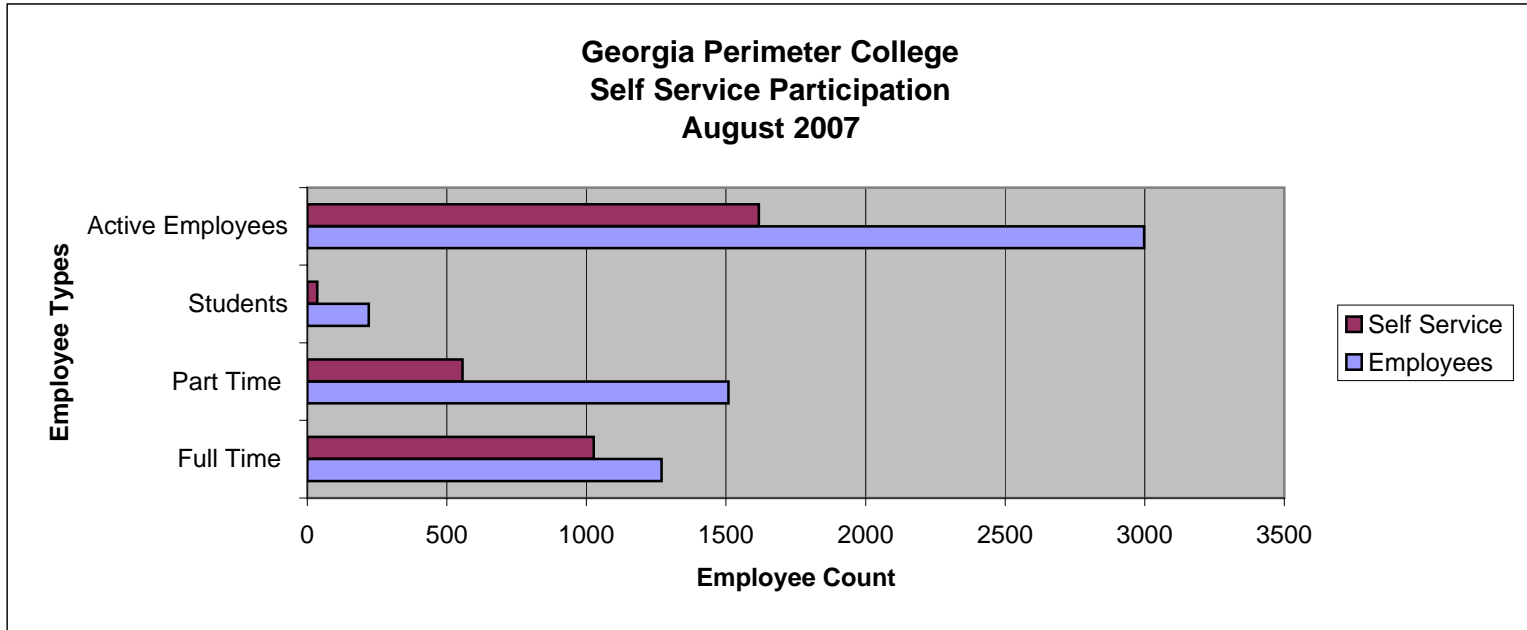
Coastal GA Community College	Employees	Self Service	%
Full Time	247	138	56%
Part Time	206	13	6%
Students	88	0	0%
Active Employees	541	151	28%



Dalton State College	Employees	Self Service	%
Full Time	286	107	37%
Part Time	210	9	4%
Students	125	1	1%
Active Employees	621	117	19%

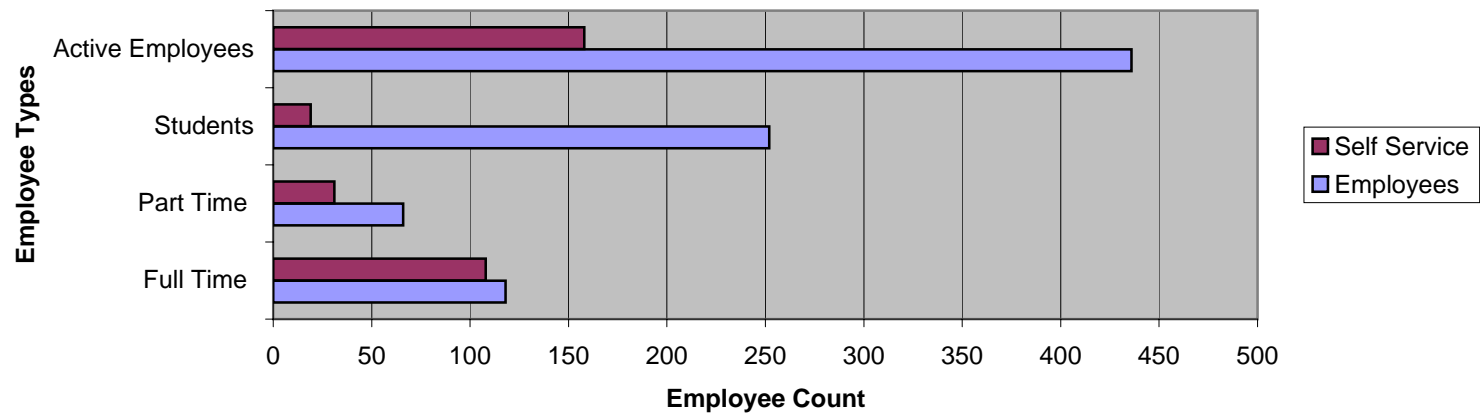


Darton College	Employees	Self Service	%
Full Time	264	7	3%
Part Time	329	2	1%
Students	372	0	0%
Active Employees	965	9	1%

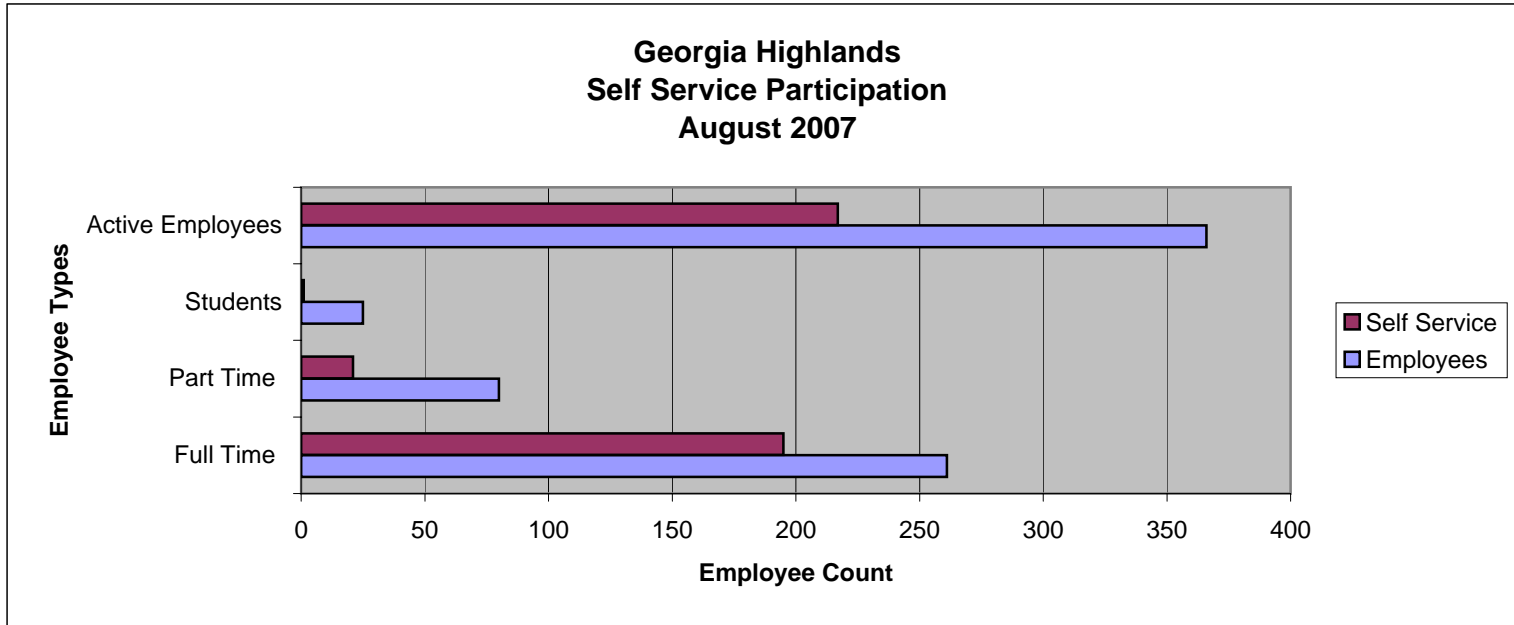


Georgia Perimeter College	Employees	Self Service	%
Full Time	1269	1026	81%
Part Time	1509	556	37%
Students	220	36	16%
Active Employees	2998	1618	54%

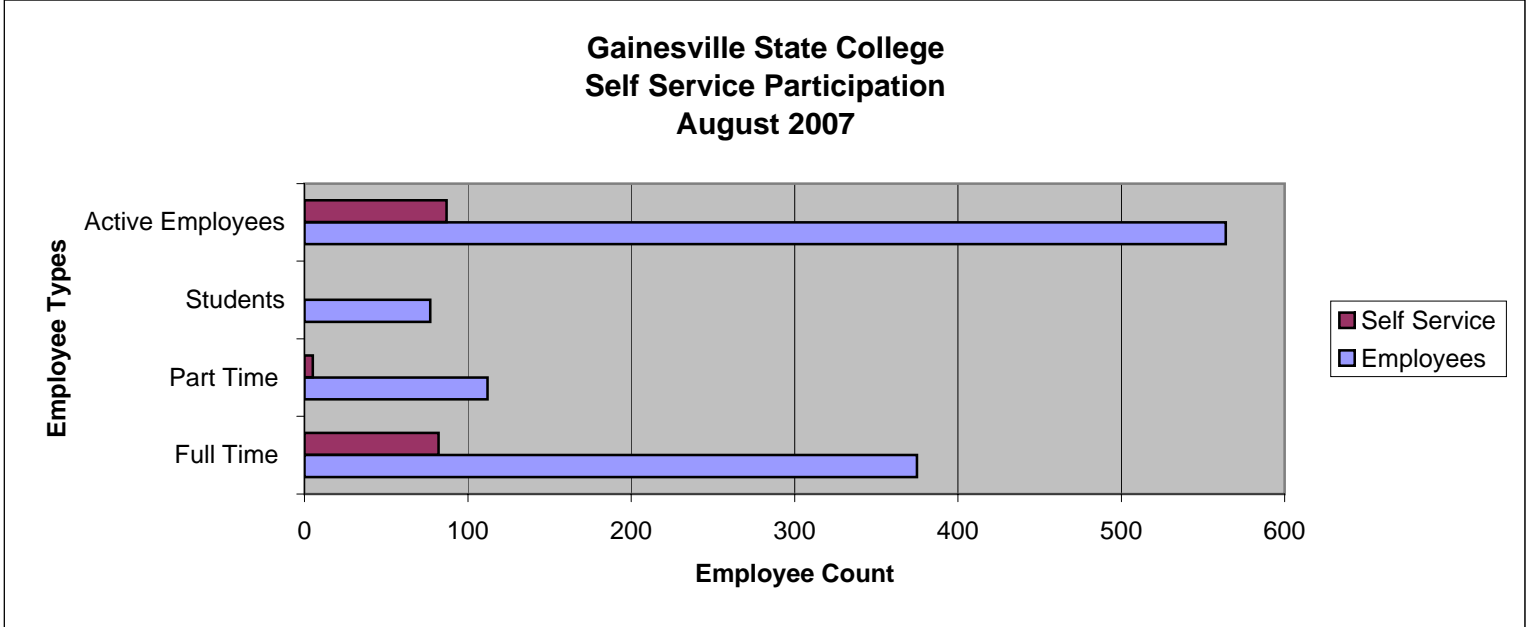
**East Georgia College  
Self Service Participation  
August 2007**



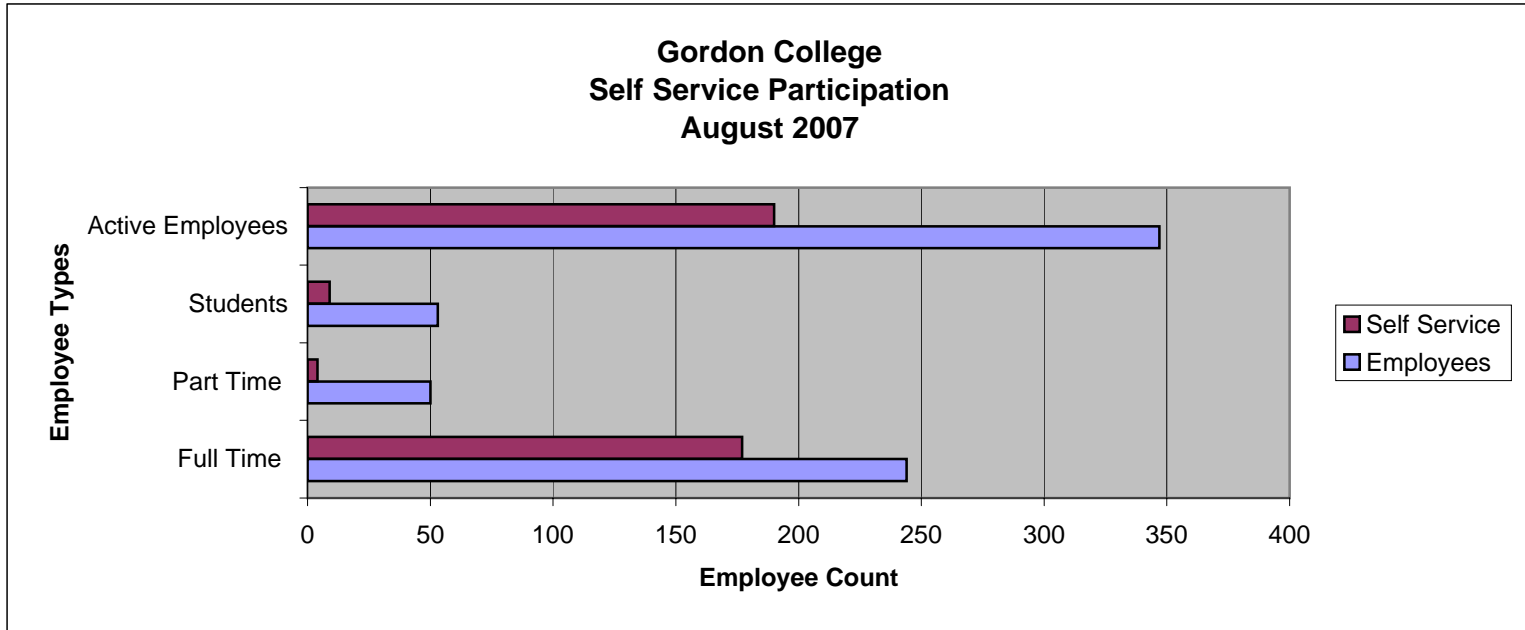
East Georgia College	Employees	Self Service	%
Full Time	118	108	92%
Part Time	66	31	47%
Students	252	19	8%
Active Employees	436	158	36%



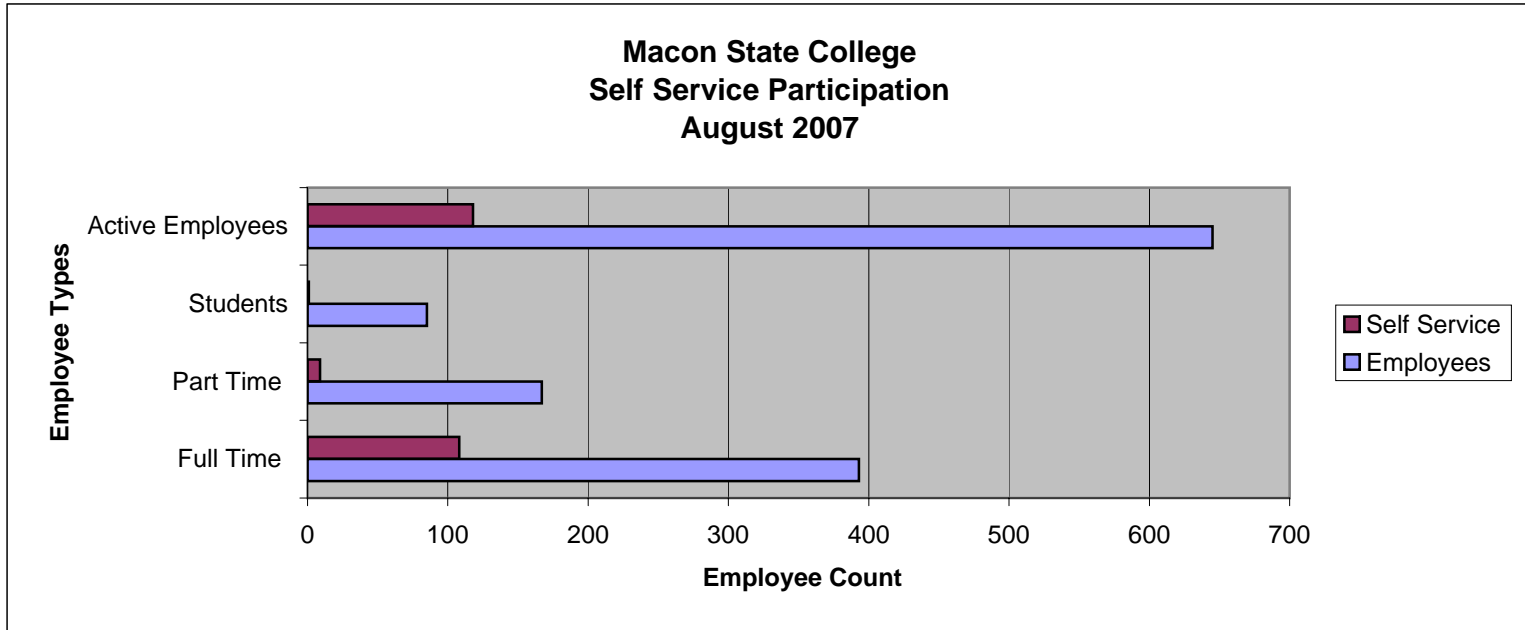
Georgia Highlands	Employees	Self Service	%
Full Time	261	195	75%
Part Time	80	21	26%
Students	25	1	4%
Active Employees	366	217	59%



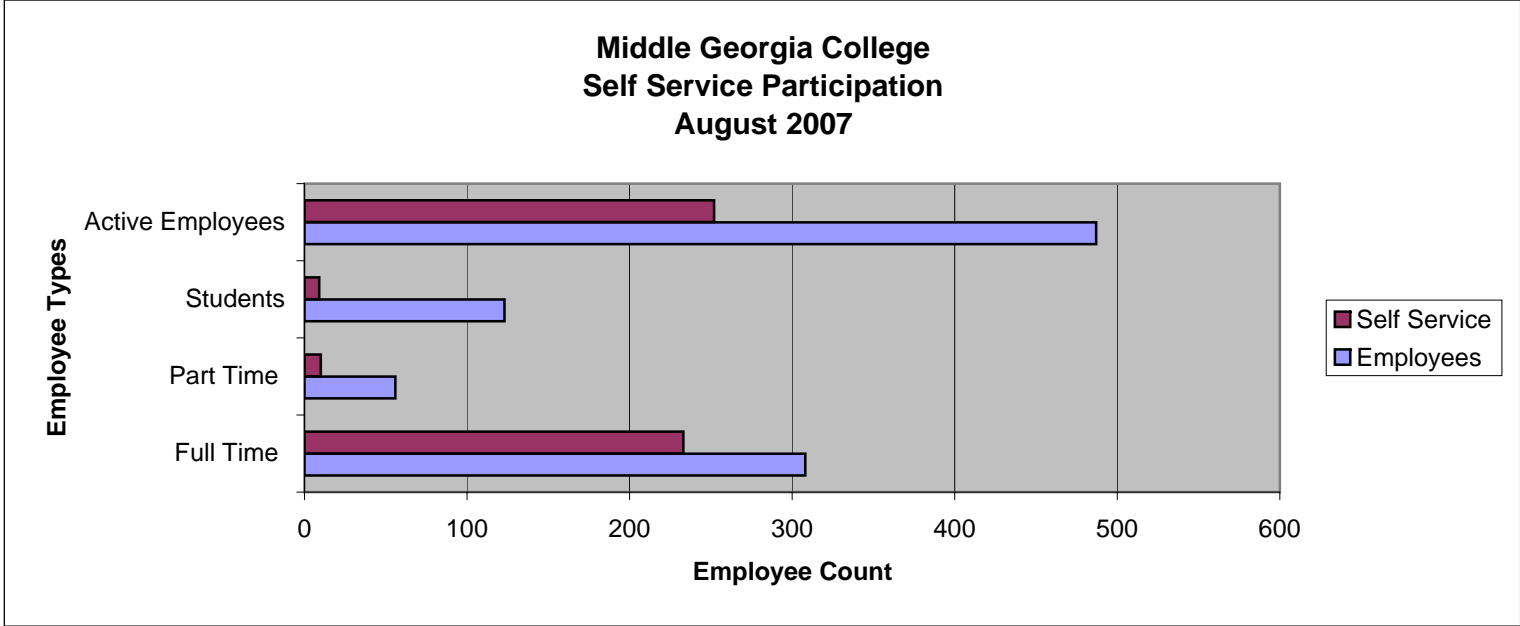
Gainesville State College	Employees	Self Service	%
Full Time	375	82	22%
Part Time	112	5	4%
Students	77	0	0%
Active Employees	564	87	15%



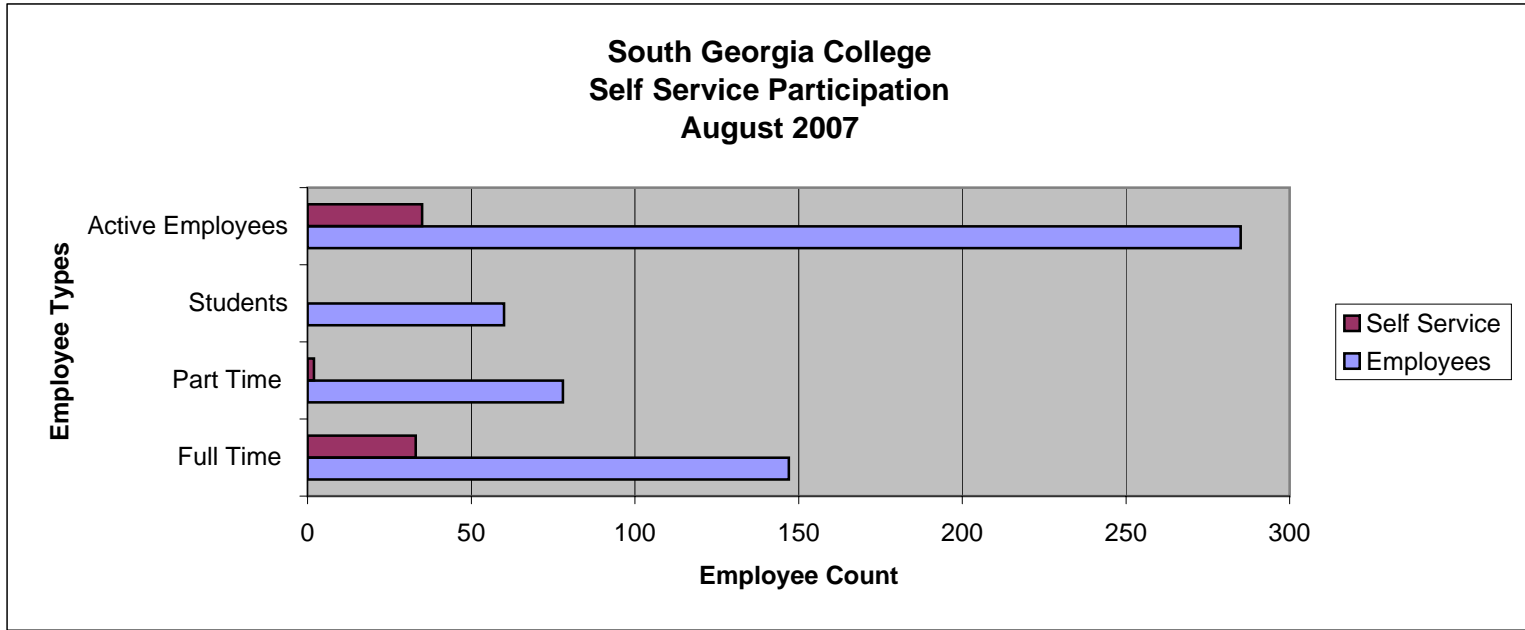
Gordon College	Employees	Self Service	%
Full Time	244	177	73%
Part Time	50	4	8%
Students	53	9	17%
Active Employees	347	190	55%



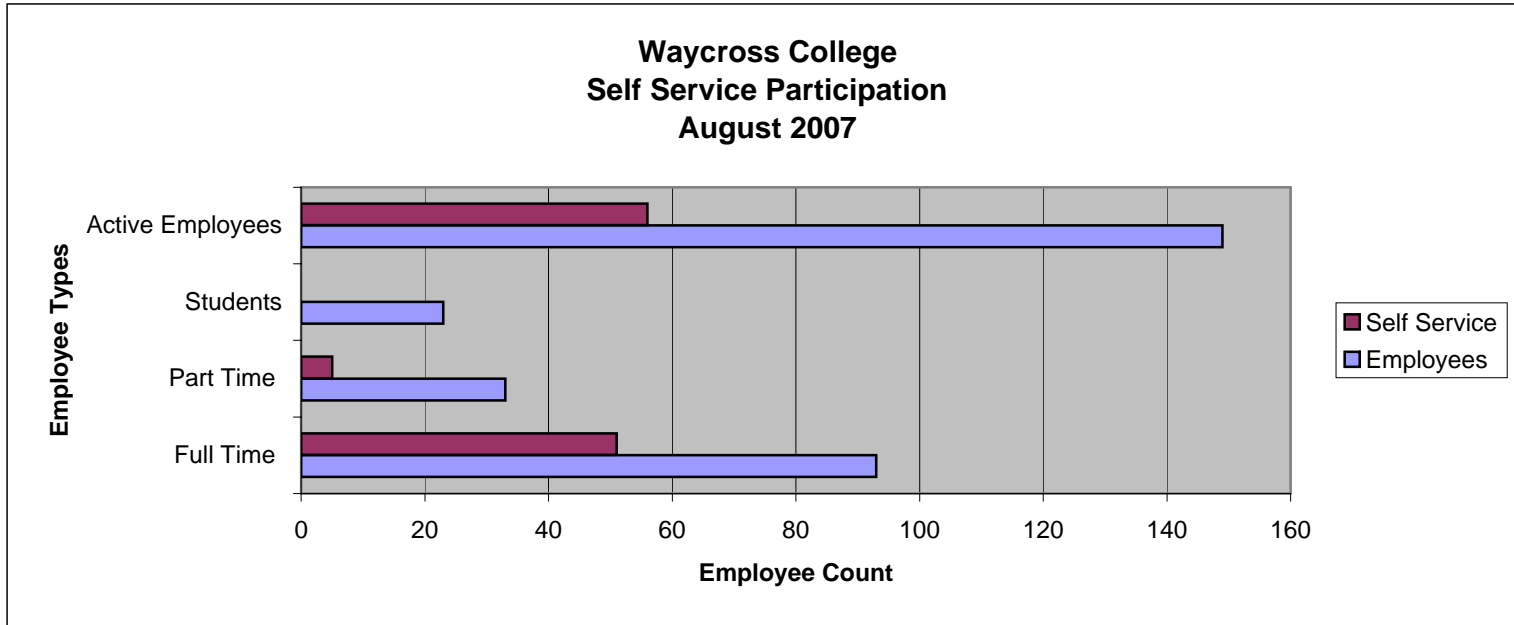
Macon State College	Employees	Self Service	%
Full Time	393	108	27%
Part Time	167	9	5%
Students	85	1	1%
Active Employees	645	118	18%



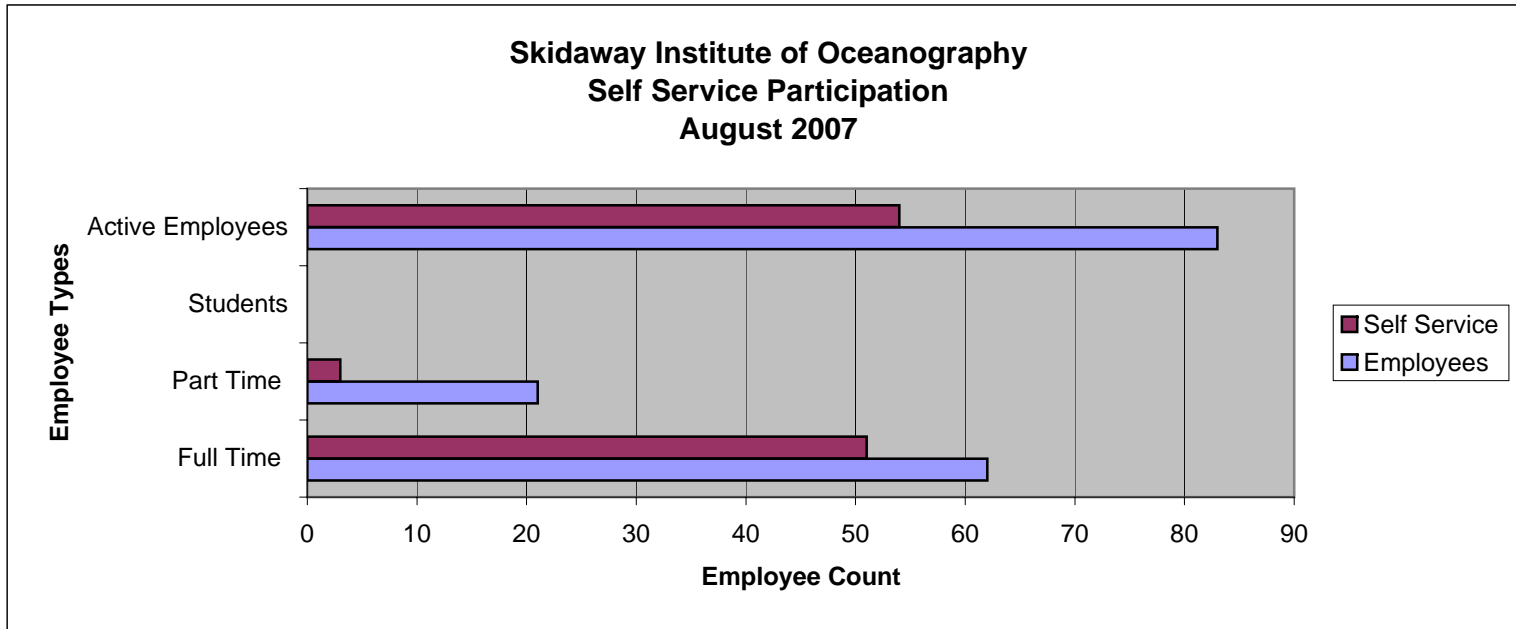
Middle Georgia College	Employees	Self Service	%
Full Time	308	233	76%
Part Time	56	10	18%
Students	123	9	7%
Active Employees	487	252	52%



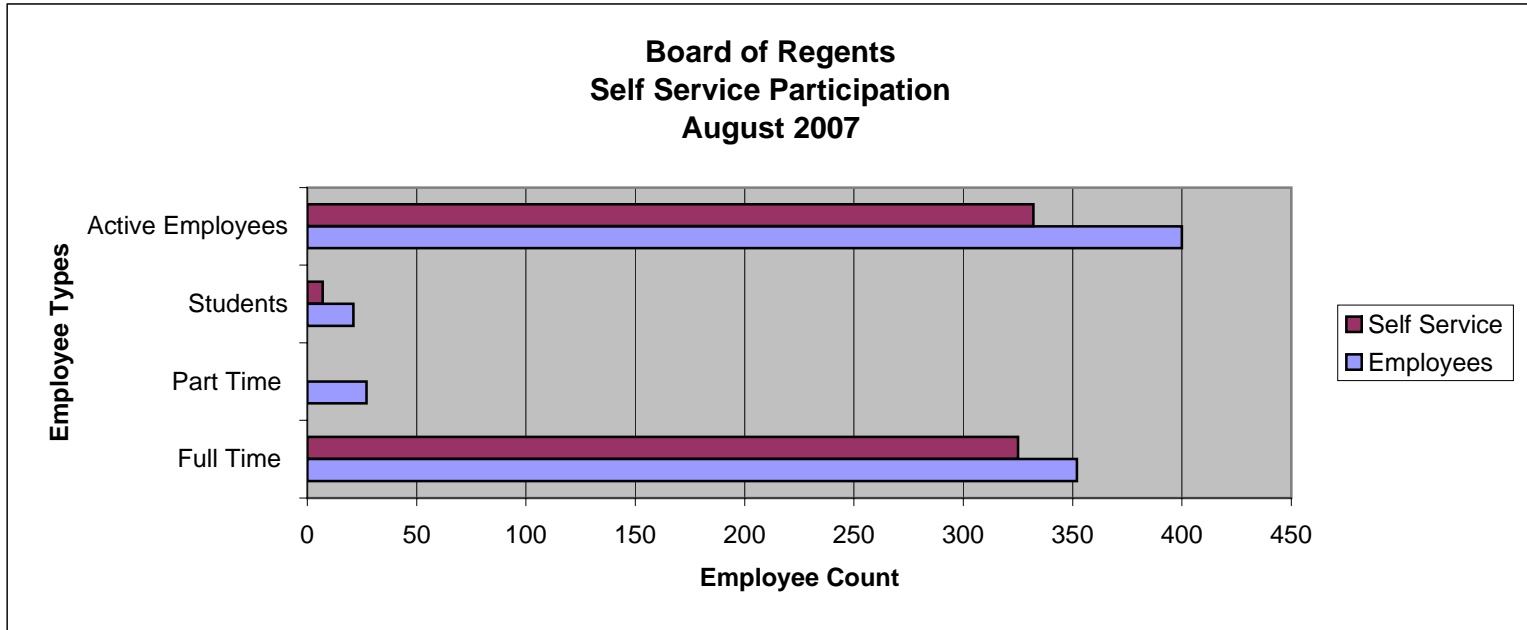
South Georgia College	Employees	Self Service	%
Full Time	147	33	22%
Part Time	78	2	3%
Students	60	0	0%
Active Employees	285	35	12%



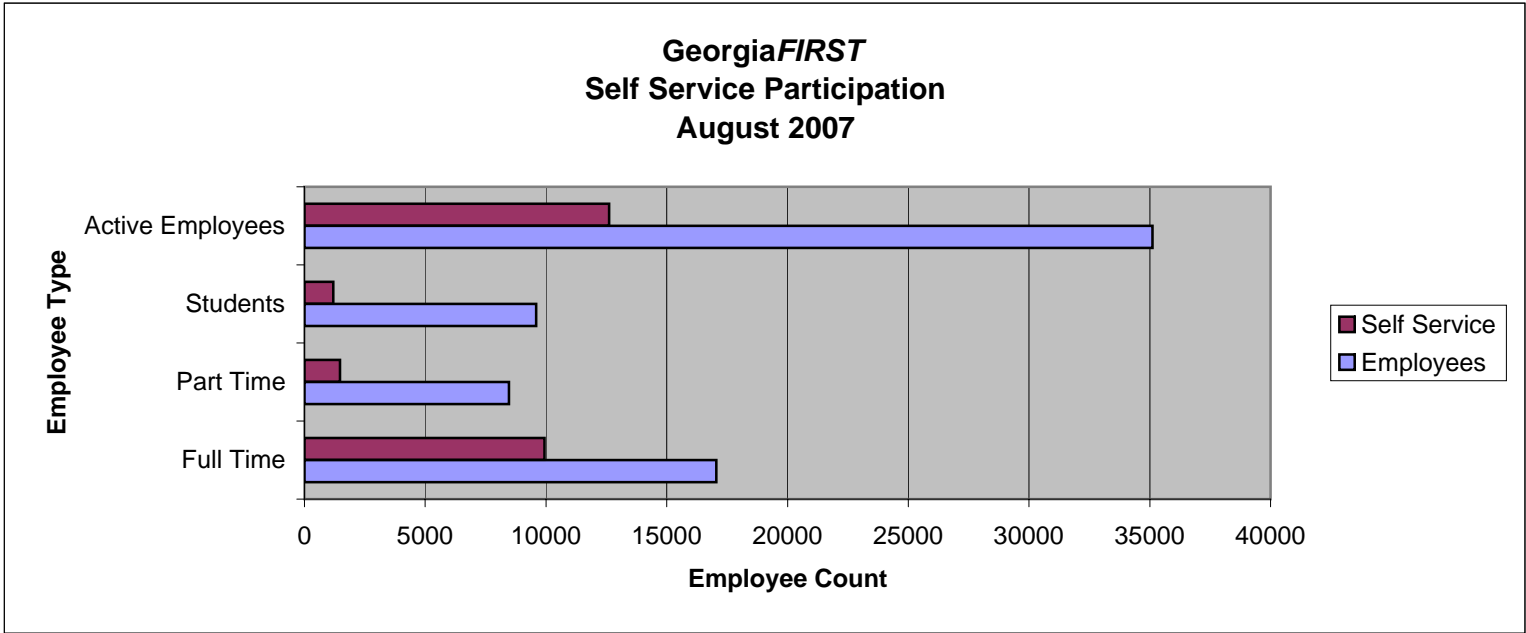
Waycross College	Employees	Self Service	%
Full Time	93	51	55%
Part Time	33	5	15%
Students	23	0	0%
Active Employees	149	56	38%



Skidaway Institute of Oceanography	Employees	Self Service	%
Full Time	62	51	82%
Part Time	21	3	14%
Students	0	0	0%
Active Employees	83	54	65%

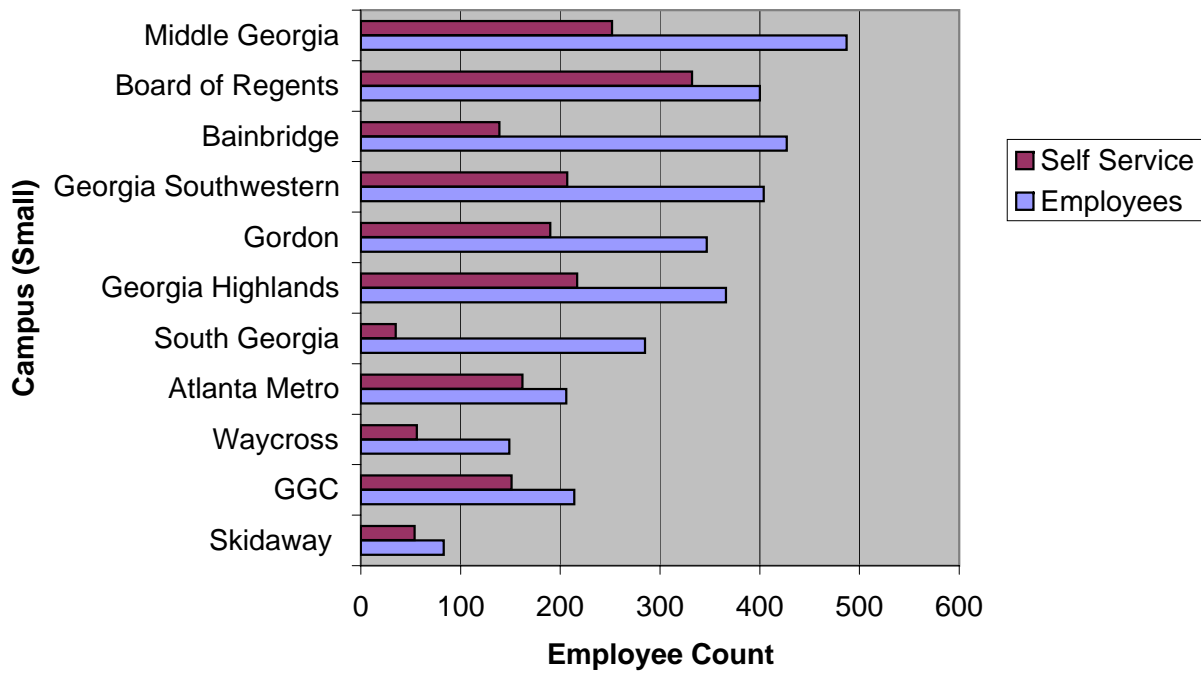


Board of Regents	Employees	Self Service	%
Full Time	352	325	92%
Part Time	27	0	0%
Students	21	7	0%
Active Employees	400	332	83%



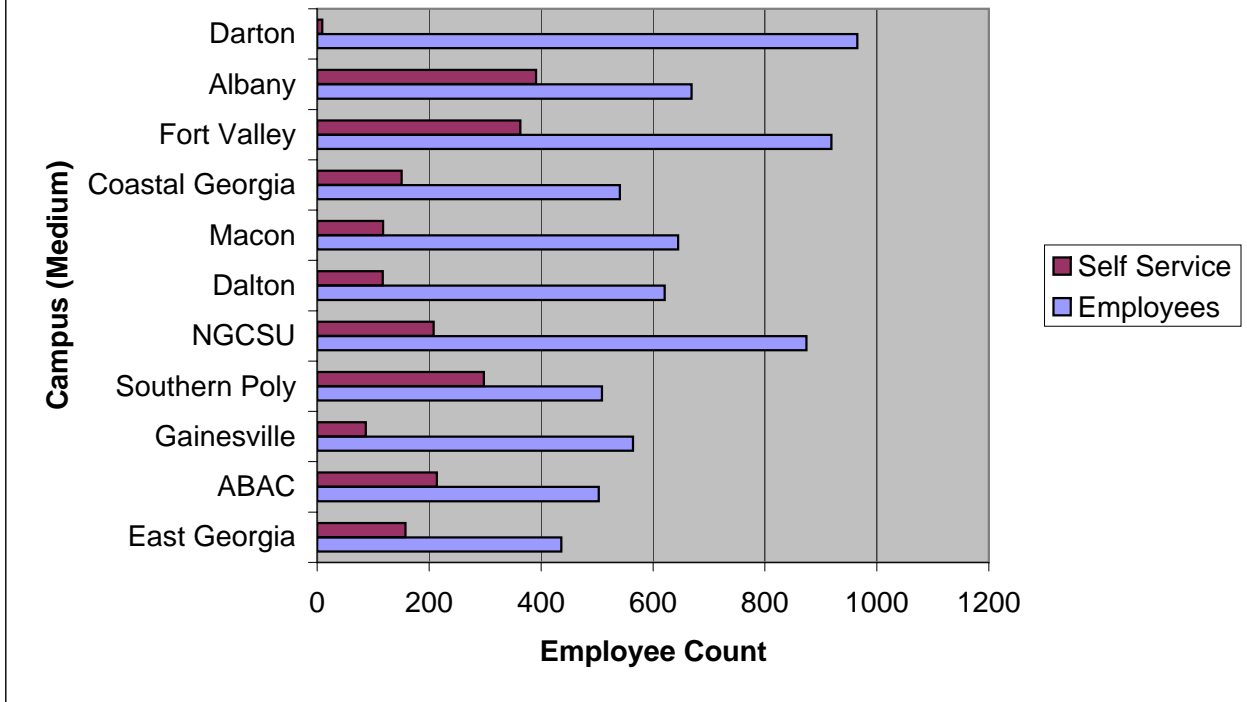
GeorgiaFIRST	Employees	Self Service	%
Full Time	17055	9939	58%
Part Time	8472	1477	17%
Students	9588	1199	13%
Active Employees	35115	12615	36%

### Active Employee to Self Service - August 2007



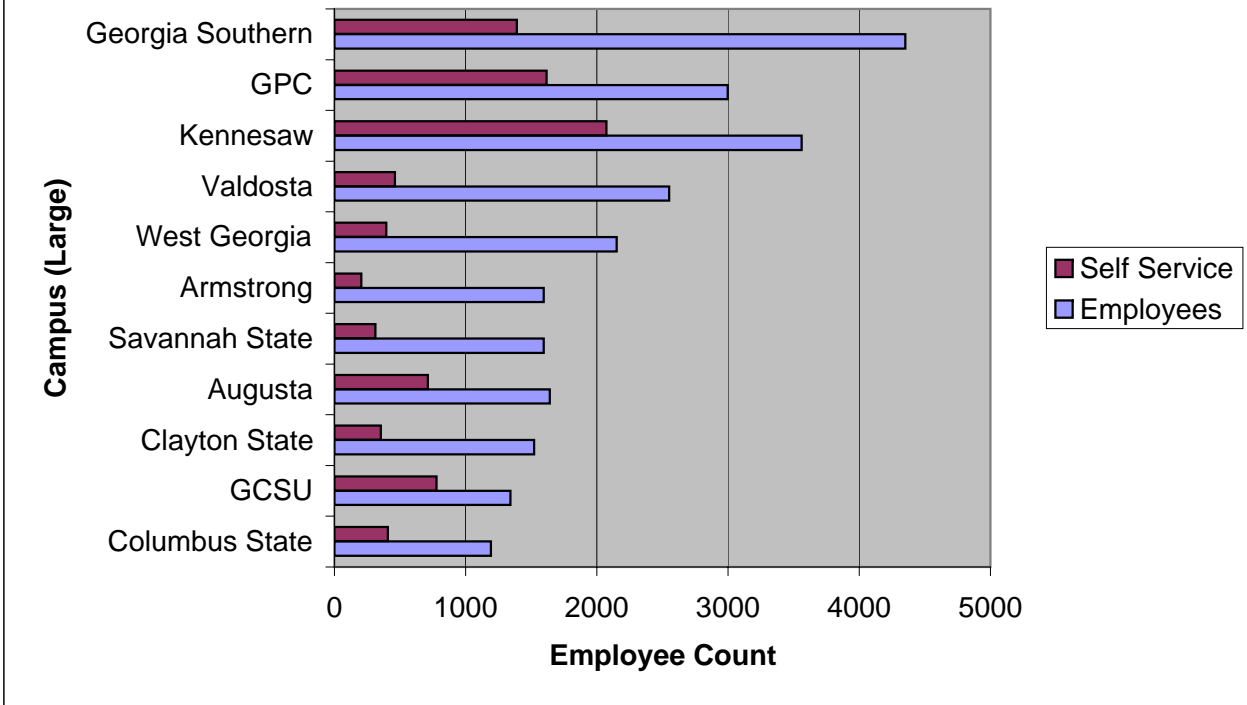
CAMPUS	Employees	Self Service	%
Skidaway	83	54	65%
GGC	214	151	71%
Waycross	149	56	38%
Atlanta Metro	206	162	79%
South Georgia	285	35	12%
Georgia Highlands	366	217	59%
Gordon	347	190	55%
Georgia Southwestern	404	207	51%
Bainbridge	427	139	33%
Board of Regents	400	332	83%
Middle Georgia	487	252	52%

## Active Employees to Self Service - August 2007

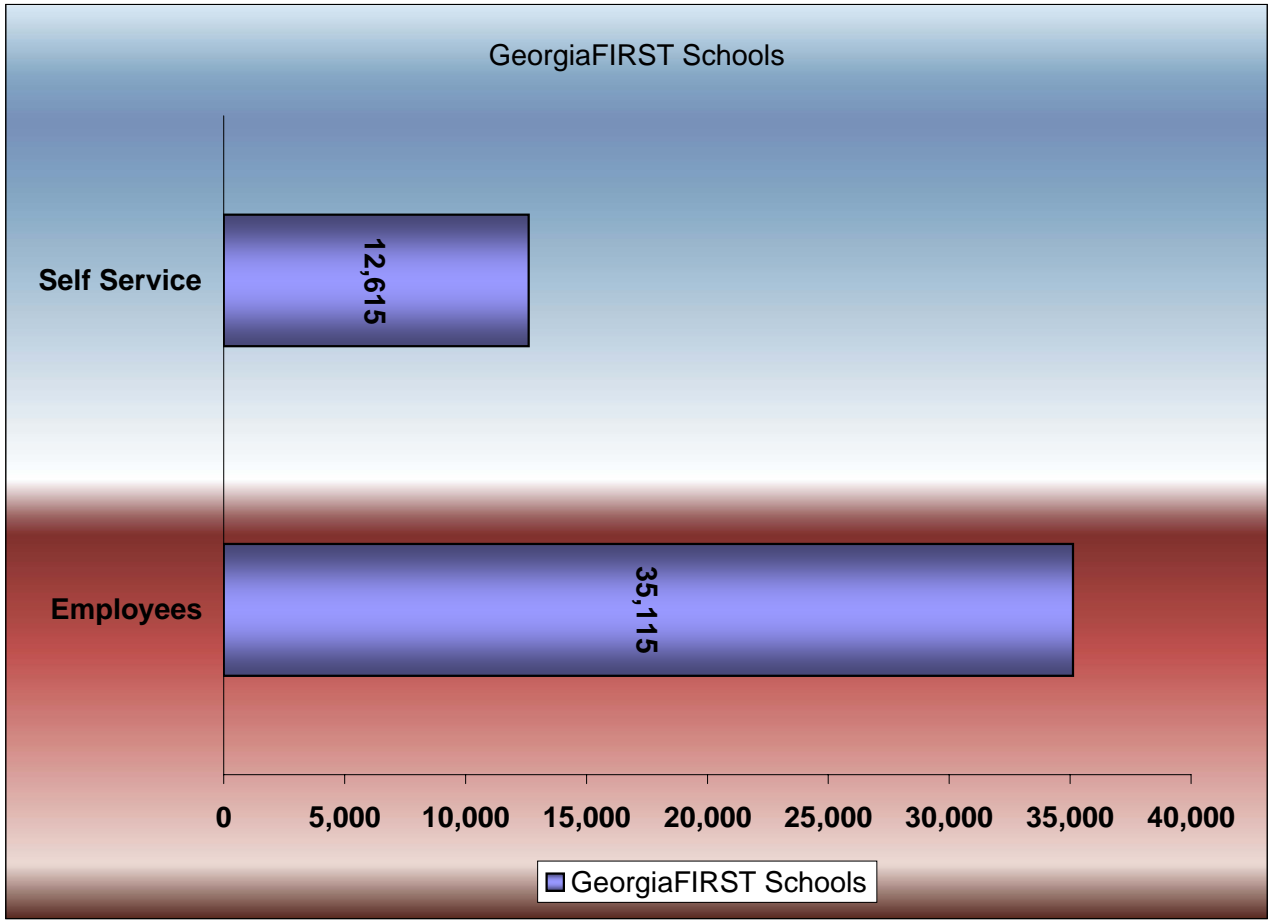


CAMPUS	Employees	Self Service	%
East Georgia	436	158	36%
ABAC	503	214	43%
Gainesville	564	87	15%
Southern Poly	509	298	59%
NGCSU	874	208	24%
Dalton	621	117	19%
Macon	645	118	18%
Coastal Georgia	541	151	28%
Fort Valley	919	363	39%
Albany	669	391	58%
Darton	965	9	1%

### Active Employees to Self Service - August 2007



CAMPUS	Employees	Self Service	%
Columbus State	1192	408	34%
GCSU	1342	778	58%
Clayton State	1523	354	23%
Augusta	1641	711	43%
Savannah State	1595	313	20%
Armstrong	1595	205	13%
West Georgia	2151	394	18%
Valdosta	2551	461	18%
Kennesaw	3562	2073	58%
GPC	2998	1618	54%
Georgia Southern	4351	1391	32%



	Employees	Self Service	%
GeorgiaFIRST Schools	35,115	12,615	36%

[ This page is intentionally left blank ]

	Paid	Checks May 2007	Direct Dep May 2007	May-07		Paid	Checks July 2007	Direct Dep July 2007	Jul-07		Paid	Checks Aug 2007	Direct Dep Aug 2007	Aug-07
Skidaway	148	2	146	99%		79	9	70	89%		75	6	69	92%
GGC	162	6	156	96%		196	31	165	84%		269	40	229	85%
Waycross	186	54	132	71%		151	49	102	68%		165	48	117	71%
Atlanta Metro	362	89	273	75%		339	105	234	69%		262	45	217	83%
South Georgia	344	124	220	64%		290	99	191	66%		256	74	182	71%
Georgia Highlands	498	109	389	78%		494	114	380	77%		493	118	375	76%
Gordon	499	144	355	71%		347	37	310	89%		435	61	374	86%
Georgia Southwestern	672	341	331	49%		483	225	258	53%		531	226	305	57%
Bainbridge	434	205	229	53%		442	240	202	46%		436	226	210	48%
Board of Regents	746	35	711	95%		752	41	711	95%		766	46	720	94%
Middle Georgia	630	268	362	57%		485	191	294	61%		564	233	331	59%
East Georgia	239	17	222	93%		188	11	177	94%		232	42	190	82%
ABAC	602	234	368	61%		507	207	300	59%		451	130	321	71%
Gainesville	677	49	628	93%		639	44	595	93%		607	43	564	93%
Southern Poly	770	211	559	73%		741	208	533	72%		691	180	511	74%
NGCSU	1165	566	599	51%		866	400	466	54%		1079	538	541	50%
Dalton	630	200	430	68%		525	146	379	72%		591	175	416	70%
Macon	812	5	807	99%		688	9	679	99%		887	31	856	97%
Coastal Georgia	520	258	262	50%		557	295	262	47%		502	228	274	55%
Fort Valley	1181	354	827	70%		1162	416	746	64%		1098	352	746	68%
Albany	1287	606	681	53%		948	364	584	62%		909	345	564	62%
Darton	740	440	300	41%		833	517	316	38%		682	372	310	45%
Columbus State	1690	420	1270	75%		1377	341	1036	75%		1418	379	1039	73%
GCSU	1619	73	1546	95%		1285	74	1211	94%		1512	152	1360	90%
Clayton State	1233	217	1016	82%		1059	179	880	83%		1030	191	839	81%
Augusta	1195	27	1168	98%		1175	75	1100	94%		1120	50	1070	96%
Savannah State	953	249	704	74%		827	278	549	66%		765	222	543	71%
Armstrong	1576	676	900	57%		1157	428	729	63%		1381	485	896	65%
West Georgia	2608	190	2418	93%		1989	174	1815	91%		2431	365	2066	85%
Valdosta	3408	462	2946	86%		2444	350	2094	86%		2971	540	2431	82%
Kennesaw	3985	505	3480	87%		3086	366	2720	88%		3272	480	2792	85%
GPC	3269	898	2371	73%		2726	758	1968	72%		3130	789	2341	75%
Georgia Southern	5041	2098	2943	58%		4258	1878	2380	56%		5028	2303	2725	54%
<b>GeorgiaFIRST</b>	<b>39881</b>	<b>39881</b>	<b>29749</b>	<b>75%</b>		<b>33095</b>	<b>8659</b>	<b>24436</b>	<b>74%</b>		<b>36039</b>	<b>9515</b>	<b>26524</b>	<b>74%</b>