

## GeorgiaFIRST Financials V8 Known Issue

KI8066: GL ACCOUNT\_REPORTS Tree

**POSTED:** July 27, 2009

**SUBJECT:** Known Issue KI8066 – GL ACCOUNT\_REPORTS Tree

**PURPOSE:** To notify users at all institutions using GeorgiaFIRST PeopleSoft Financials Version 8.9 of a Known Issue regarding the ACCOUNT\_REPORTS Tree used by the GASB reports, in particular the Statement of Net Assets.

**FUNCTIONAL IMPACT:** At present, the Statement of Net Assets report will run, but may not return data for accounts 119401 to 119499. In order for the reports to return correct data, you will need to correct the ACCOUNT\_REPORTS tree in your individual Production database by editing the CASH node to include a detail account range from 119300 to 119499. This Known Issue will be resolved once this change is made.

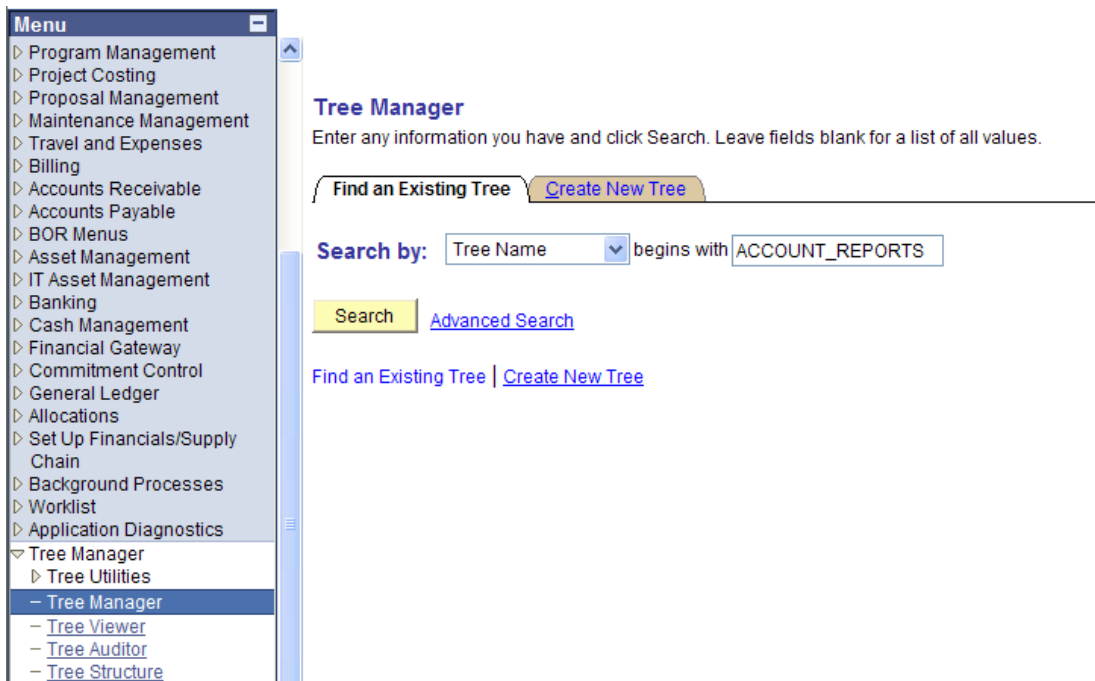
**SUPPORTING DOCUMENTATION:** The following **KI8066\_GL\_ACCOUNT\_REPORTS\_TREE\_Instructions** document contains instructions on how to correct the ACCOUNT\_REPORTS tree.

**ADDITIONAL OIIT RESOURCES and SUPPORT:** Contact the **OIIT HELPDESK** at [http://www.usg.edu/customer\\_services](http://www.usg.edu/customer_services) (support request self-service) or e-mail [helpdesk@usg.edu](mailto:helpdesk@usg.edu). For emergency, business interruptions, or production down situations, call the **OIIT HELPDESK** immediately (706-583-2001; or toll free within Georgia 1-888-875-3697).

## INSTRUCTIONS FOR MODIFYING THE ACCOUNT\_REPORTS TREE in GeorgiaFIRST PeopleSoft Financials Version 8.9

At present, the Statement of Net Assets report will run, but may not return data for accounts 119401 to 119499. In order for the reports to return correct data, you will need to correct the ACCOUNT\_REPORTS tree in your individual Production database by editing the CASH node to include a detail account range from 119300 to 119499, as noted in the following instructions.

1. Select **Tree Manager**⇒**Tree Manager**. The **Tree Manager – Find an Existing Tree** page displays.






2. Enter **ACCOUNT\_REPORTS** in the **Search by begins with** field.
3. Click on **Search**. The **Tree Manager** page displays.

## Tree Manager

SetID: 27000      Last Audit: Valid Tree  
 Effective Date: 01/01/1901      Status: Active  
 Tree Name: ACCOUNT\_REPORTS      Account Codes for All Reports

[Save As](#) [Close](#)      [Tree Definition](#) [Display Options](#) [Print Format](#)

[Collapse All](#) | [Expand All](#) | **Find**      First Page  5 of 458  Last Page


-  ALL\_REPORTS - ALL REPORTS   
-  STATEMENT\_NET\_ASSETS - Statement of Net Assets Report
-  SRECNA -
-  GENERIC - Reports using same nodes
-  CASHFLOW -

 Notify

- Click on the [Find](#) link. The **Find Value** page displays.

### Find Value

**Find Tree Node**

Tree Node:  

Description:

**OR**

**Find Detail Value**

Account:

Description:

Case Sensitive Search

Exact Matching

- Enter **CASH** in the **Tree Node** field in the **Find Tree Node** group box.
- Click on . The **Tree Manager** page displays with the **CASH – BOR Cash and Equivalents** node expanded.

## Tree Manager

SetID: 27000      Last Audit: Valid Tree  
 Effective Date: 01/01/1901      Status: Active  
 Tree Name: ACCOUNT\_REPORTS      Account Codes for All Reports

[Save As](#) [Close](#)      [Tree Definition](#) [Display Options](#) [Print Format](#)

[ALL REPORTS](#) > [STATEMENT NET ASSETS](#) > [ASSETS](#) > [CURRENT ASSETS](#) > [CASH](#)

[Collapse All](#) | [Expand All](#)      [Find](#)      First Page 20 of 458 Last Page

- Click on the [119300 – 119400] Detail Range to expand it.

- Click on (**Edit Properties**). The **Detail Value Range** page displays.

### Detail Value Range

Tree Node: CASH

Dynamic Flag

Range From:

**\*Range To:**

- Change the **Range To** field from 119400 to **119499**.

## Detail Value Range

Tree Node: CASH

Dynamic Flag

Range From:

**\*Range To:**

10. Click on . The **Tree Manager** page displays.

## Tree Manager

SetID: 27000      Last Audit: Valid Tree  
 Effective Date: 01/01/1901      Status: Active  
 Tree Name: ACCOUNT\_REPORTS      Account Codes for All Reports

[Save Draft](#)  [Save As](#) [Close](#)      [Tree Definition](#) [Display Options](#) [Print Format](#)

---

[ALL REPORTS](#) > [STATEMENT NET ASSETS](#) > [ASSETS](#) > [CURRENT ASSETS](#) > [CASH](#) > [Detail](#)

[Collapse All](#) | [Expand All](#)      [Find](#)      First Page  20 of 458  Last Page

- └─ CASH - BOR Cash and Equivalents
  - └─ [111000 - 112999]
  - └─ [118100 - 118200]
  - └─ [118500 - 118599]
  - └─ [119100 - 119199]
  - └─ [119300 - 119499]**

11. Verify the Detail Range has changed to **[119300 – 119499]**.

12. Click on  to save your tree changes.

**ADDITIONAL OIIT RESOURCES and SUPPORT:** Contact the **OIIT HELPDESK** at [http://www.usg.edu/customer\\_services](http://www.usg.edu/customer_services) (support request self-service) or e-mail [helpdesk@usg.edu](mailto:helpdesk@usg.edu). For emergency, business interruptions, or production down situations, call the **OIIT HELPDESK** immediately (706-583-2001; or toll free within Georgia 1-888-875-3697).