

GeorgiaFIRST Financials V8 Known Issue

KI8039: PO Printing Skewed PO Line Data

UPDATE: April 9, 2009

RESOLUTION: This issue has been resolved as part of Release 1.09, which was applied to all Production databases on April 9, 2009.


POSTED: January 8, 2009






SUBJECT: Known Issue KI8039 – PO Printing Skewed PO Line Data

PURPOSE: To notify users at institutions using GeorgiaFIRST PeopleSoft Financials Version 8.9 of a Known Issue regarding Purchase Order Line information overlapping PO Line column headers.

FUNCTIONAL IMPACT: The POPO005.sqr, which generates a printed Purchase Order, is shifting PO Line information up to overlap the PO Line column headers when there are no phone and fax numbers populated for the vendor assigned.

As a workaround until the sqr can be modified and released to Production, institutions should insert both a Vendor phone and fax number on the Vendor **Address** page.

1. Select **Vendors**⇒**Vendor Information**⇒**Add/Update**⇒**Vendor**. This brings you to the **Vendor Information – Find an Existing Value** page.
2. Enter or select the appropriate **Vendor ID**.
3. Click the **Correct History** check box ON.
4. Click on . The **Summary** page displays.
5. Click on the **Address** tab. The **Address** page displays.
6. Enter the Vendor **Phone** and **Fax** numbers in the **Phone Information** group box.

Phone Information				Customize Find View 1 		First	1-2 of 2	Last
*Type	Prefix	Telephone	Extension					
Business	<input type="text"/>	<input type="text"/>	<input type="text"/>					
FAX	<input type="text"/>	<input type="text"/>	<input type="text"/>					

Note: The Vendor contact numbers entered should be those for the Vendor address that is used on the Purchase Order.

7. Click on .

SUPPORTING DOCUMENTATION: N/A

ADDITIONAL OIIT RESOURCES and SUPPORT: Contact the **OIIT HELPDESK** at http://www.usg.edu/customer_services (support request self-service) or e-mail helpdesk@usg.edu. For emergency, business interruptions, or production down situations, call the **OIIT HELPDESK** immediately (706-583-2001; or toll free within Georgia 1-888-875-3697).