

GeorgiaFIRST Financials V8

Announcement

POSTED: June 17, 2009

SUBJECT: AM Budget Reference in Fund Balancing Rows

PURPOSE: To notify users at all institutions using GeorgiaFIRST PeopleSoft Financials Version 8.9 that a configuration change may be made to the System Transaction Definition that will insert the Budget Reference in the 329100 Fund Balancing rows in the Asset Management DIST_LN table.

FUNCTIONAL IMPACT: In some instances, the Fund Balancing rows that are inserted into the DIST_LN table in Asset Management for a Fund Transfer do not contain a Budget Reference. This can, and has, caused issues when trying to edit the ADJ journals that are generated to the CAPITAL Ledger.

If your institution has had Budget Reference issues due to the BUD_REF field not being populated in the 329100 Fund Balancing rows in the DIST_LN table, a user with the BOR_AM_SETUP_CONFIG security role may change the configuration to include the BUD_REF field in the System Transaction Definition for Asset Management Intra Unit Transfers by using the following procedure.

1. Select **Set Up Financials/Supply Chain⇒Common Definitions⇒Inter/Intra Unit⇒System Transaction Definition**. The **System Transaction Definition – Find an Existing Value** page displays.

System Transaction Definition

Enter any information you have and click Search. Leave fields blank for a list of all values.

Find an Existing Value [Add a New Value](#)

Search by: System Transaction begins with

[Advanced Search](#)



Search Results

View All First 1-3 of 3 Last

System Transaction Description	
AMALC	Assets Allocation
AMIAT	Assets IntraUnit Transfer
AMIUI	Assets InterUnit Transfer


2. Enter **AM** in the **System Transaction begins with** field.


- Click on **Search**. A list of System Transactions starting with AM displays.
- Click on the [AMIAT](#) link for the **Assets IntraUnit Transfer** System Transaction. The **System Transaction Page 1** page displays.
- Click on the **System Transaction Page 2** tab. The **System Transaction Page 2** page displays.


[New Window](#) | [Help](#) | [Customize Page](#) |  


System Transaction Page 1 | **System Transaction Page 2**


System Transaction: AMIAT Assets IntraUnit Transfer


*GL Business Unit: 


*Foreign Currency: 


*Foreign Amount: 

Base Currency: 




























Base Amount: 


Rate Multiplier Field Name: 

Rate Divisor Field Name: 

Description: 


- Scroll down to the **Other Fields to Populate** group box.

Other Fields To Populate			Customize	Find	First	1-28 of 28	Last
*Field Name	*Field Source	Field Value					
ACCOUNTING_PERIOD	Inherit From All Lines	<input type="text"/>			<input type="text"/>		
ALLOC_RUN	Inherit From All Lines	<input type="text"/>			<input type="text"/>		
AMOUNT	Inherit From All Lines	<input type="text"/>			<input type="text"/>		
APPL_JRNL_ID	Inherit From All Lines	<input type="text"/>			<input type="text"/>		
ASSET_ID	Inherit From All Lines	<input type="text"/>			<input type="text"/>		
BOOK	Inherit From All Lines	<input type="text"/>			<input type="text"/>		
BUSINESS_UNIT	Inherit From All Lines	<input type="text"/>			<input type="text"/>		

- Click on the  in the **BOOK** row to insert a new row below this row.

BOOK	Inherit From All Lines	<input type="text"/>			<input type="text"/>		
BUDGET_REF	Constant Value	<input type="text"/>			<input type="text"/>		
BUSINESS_UNIT	Inherit From All Lines	<input type="text"/>			<input type="text"/>		

- Enter or select **BUDGET_REF** in the **Field Name** field.

- Click on  **Save** to save your changes.

Note: This configuration change has been made in the Model for the consolidated database.

If you do not want to make this configuration change in your individual database, a workaround that has been successful has been to manipulate the journals to make the system insert a Budget Reference by clicking on the **Fund Code** field, deleting the existing Fund ID, re-entering the Fund ID, and saving the journal. This workaround allows the journals to pass edit.

SUPPORTING DOCUMENTATION: N/A

ADDITIONAL OIIT RESOURCES and SUPPORT: Contact the **OIIT HELPDESK** at http://www.usg.edu/customer_services (support request self-service) or e-mail helpdesk@usg.edu. For emergency, business interruptions, or production down situations, call the **OIIT HELPDESK** immediately (706-583-2001; or toll free within Georgia 1-888-875-3697).